

Why Add Home Connect® Appliances?

#1

Added peace of mind with remote control, monitoring & alerts.

#2

Simplify life with smart features, external partners, or remote diagnostics.

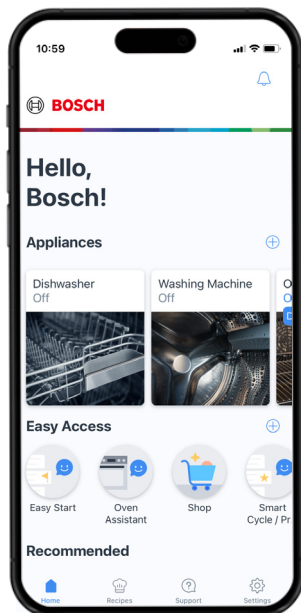
#3

Stay on top of daily routines with automation like ordering dishwasher detergent or brewing a morning latte.

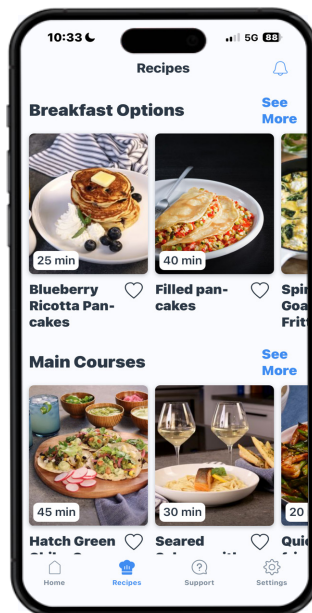
Master your day, in your own way.

Efficiently manage and organize household tasks, right from the convenience of your smartphone

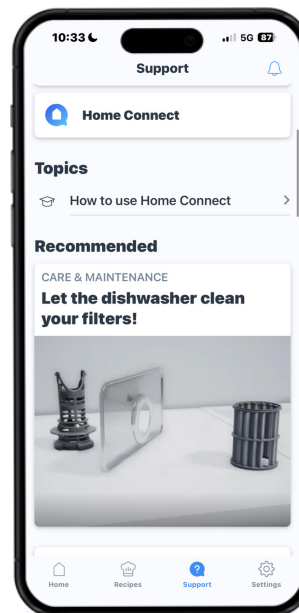
The Power of the App



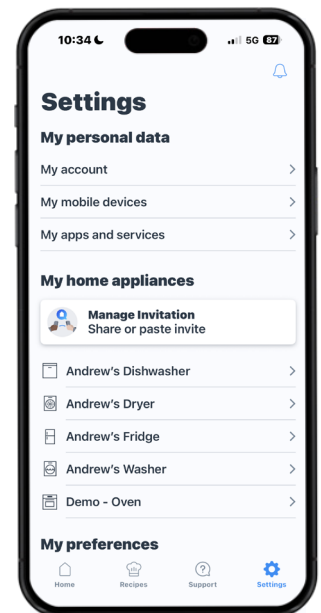
Access All Appliances & Recommended Content



Find Smart Recipes & Culinary Inspiration



Access Useful Tips & Recommended Features



Account Settings & Contact Information

Works With...

Simplify everyday life at home with connected technology and relevant partnerships.



Intelligent, voice activated control.

Just say "Hey Google..." for hands-free help around the house. Create smart routines and control appliances using your voice with any Google Assistant-enabled device.

Get the Family Involved.

With S'mores Up, you can automatically create chores for your smart appliances. The app lets you know when programs are done and then you can assign tasks, such as unloading dishes, to someone in your household.



Simplifying the cooking process.

Access over 15k recipes with robust search filtering, meal planning, step-by-step guidance with photos, instructional videos, in-app timers, and smart appliance control!

Do more with the services you love.

IFTTT Applets are new experiences you turn on with a simple switch, and they allow you to customize and better control your world. They work with Bosch appliances and hundreds of other services.



Conveniently reorder products

If the Alexa dishwasher skill is enabled, Amazon Smart Reorder can re-order your choice of dishwasher tablets each time you are getting low.

Visit www.home-connect.com for a complete list of growing partners!

DEMO APPLIANCES

Step 1:


Download the Home Connect® app to device
- search for **Home Connect (America)** or scan the appropriate QR code to the right

Step 2:

From the Home screen, press **Add Appliance**

Step 3:

Scroll to the bottom & select a generic appliance to add



SKU SPECIFIC APPLIANCES

Step 1:

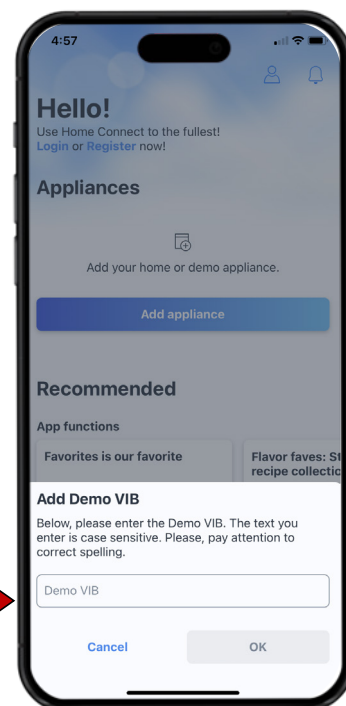
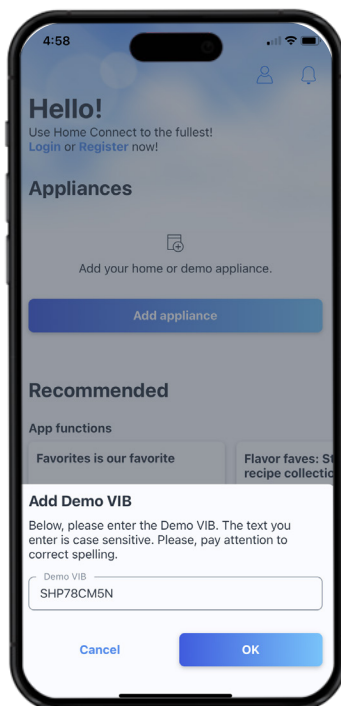
Download the Home Connect® app to device - see above

Step 2:

From the Home screen, press & hold **Add Appliance** until the “Add Demo VIB” screen pops up (press & hold the + button if an appliance has already been added)

Step 3:

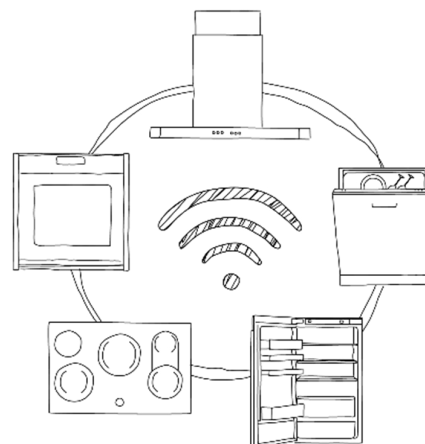
In the Demo VIB field, type in the desired SKU and press OK (make sure to use all capitals when entering SKU) Enter Dishwasher SKU: **SHP78CM5N**



Adding specific SKUs provides the ability to showcase Home Connect® features that are unique to that series/model. By adding the Bosch 800 Series Dishwasher SHP78CM5N you can see the PowerControl™ Spray Arm customizations.

Extra Facts About Home Connect


- At least **1 Appliance** from each category has Wi-Fi connectivity
- Works across **10 Brands** under the BSH name
- **20 Million+** appliances sold have Home Connect[®]
- Can be translated into **30 different languages**
- Since 2014, Home Connect[®] is present in **65 countries** worldwide



— Home Connect[®] Customer Service Information —

Home Connect[®] Customer Service E-Mail:
(USA) Info.us@home-connect.com

For escalated consumer issues, be sure to provide a detailed description of the customer issue. Please see the example below. A dedicated Home Connect Customer Support personal will promptly contact the customer to resolve the issue.



Required Information for the E-Mail	Example
Detailed Description of the Issue	Appliance is not connecting to Wi-Fi or to the Home Connect appliance, etc.
Customer Full Name	Jane Smith
Home Connect [®] or Single Key Account E-Mail	jsmith000@gmail.com
Phone Number	949-555-5555
Appliance Brand	Bosch
Appliance Type	Dishwasher
SKU	SHVPxxxxx
Case Number (if available)	#888888888888