

Invented for life



BOSCH

Price List

Best Buy



Q1 2026



Price List

National

Q1 2026

Refrigeration	1-1	Ovens	7-1
Freestanding Refrigerators	1-1	Built-In Ovens	7-1
24" Refrigerators	1-1	Warming Drawers	7-9
33" Refrigerators	1-2	Accessories	7-9
36" French Door Refrigerators	1-3	Cooktops	8-1
Built-in Refrigerators	1-8	Cooktops—Induction	8-1
Accessories	1-12	Cooktops—Radiant	8-4
Dishwashers	2-1	Cooktops—Gas	8-6
Dishwashers	2-1	Accessories	8-9
ADA-Height Dishwashers	2-10	Rangetops	9-1
Accessories	2-12	Rangetops	9-1
Laundry	3-1	Ventilation	10-1
Washers	3-1	Under-Cabinet Hoods	10-1
Dryers	3-3	Under-Cabinet Hood Accessories	10-2
Accessories	3-5	Island Hoods/Accessories	10-3
Coffee Machine	4-1	Chimney Wall Hoods	10-4
Built-In	4-1	Chimney Wall Hood Accessories	10-5
Ranges	5-1	Pull-Out Hoods/Accessories	10-6
Freestanding Ranges—Induction	5-1	Custom Inserts	10-7
Freestanding Ranges—Gas	5-2	Custom Insert Accessories	10-8
Freestanding Ranges—Dual-Fuel	5-3	Downdraft/Accessories	10-9
Slide-in Ranges—Induction	5-4	Index	11-1
Slide-In Ranges—Electric	5-6	Index	11-1
Slide-In Ranges—Gas	5-8		
Slide-in Ranges—Dual-Fuel	5-10		
Accessories	5-11		
Microwaves	6-1		
Over-the-Range Microwaves	6-1		
Drawer Microwaves	6-2		
Built-in Microwaves	6-2		
Speed Ovens	6-3		

FREESTANDING REFRIGERATORS

This price list supersedes all previous price lists. Prices listed herein do not include applicable state or local taxes.

Model Number	Description	MAP	MSRP
--------------	-------------	-----	------

24" Refrigerators

All Bosch 24" Freestanding Refrigerators Include the Following Features:

- Counter Depth
- 13 cu.ft.
- 80 7/16" Cutout Height
- Easy clean stainless steel and glass front exteriors
- Reversible Door Swing
- Integrated Handles
- LED Lighting Inside
- Adjustable Shelving and Door Bins for Flexible Storage
- VitaFresh Plus™ Drawer with Humidity Adjustment
- MultiAirFlow® Circulation System
- Home Connect®
- Star-K Certified
- ENERGY STAR® Certified

500 Series

24" Freestanding Counter-Depth Two Door Bottom Freezer Refrigerator—Stainless Steel Door

- 3 Freezer Drawers
- Ice Cube Tray

B24CB50ESS Stainless Steel

Note: For model with internal ice maker (B24CB80ES_), see page 1-1.

3,299 3,649



B24CB50ESS



800 Series

24" Freestanding Counter-Depth Two Door Bottom Freezer Refrigerator with Ice maker and Internal Water Dispenser

- UltraClarityPro® Filtered Ice and Water
- Internal Water Dispenser
- Ice Maker with Pyramid Ice
- Double Ice Bins



B24CB80ESS



B24CB80ESW



B24CB80ESB

B24CB80ESS Stainless Steel

B24CB80ESW White Glass

B24CB80ESB Black Glass

3,599 3,999

3,399 3,749

3,399 3,749



This price list supersedes all previous price lists. Prices listed herein do not include applicable state or local taxes.

Model Number	Description	MAP	MSRP
--------------	-------------	-----	------

33" Refrigerators

100 Series

33" Freestanding Counter-Depth Bottom Mount Fridge-Freezer Combination—Stainless Steel

- | | | |
|--|---|---|
| <ul style="list-style-type: none">• Counter Depth• 17.2 cu.ft.• Anti-Fingerprint Stainless Steel Exterior• Reversible Door Swing• LED Lighting | <ul style="list-style-type: none">• Adjustable Shelving and Door Bins for Flexible Storage• Gallon Bin• Full-Width Deli Drawer• SuperCool/SuperFreeze®• Ice Maker | <ul style="list-style-type: none">• MultiAirFlow® Circulation System• Door Alarm• Star-K Certified• ENERGY STAR® Certified |
|--|---|---|

NEW B33CM10SNS Stainless Steel

2,199 2,449



B33CM10SNS



This price list supersedes all previous price lists. Prices listed herein do not include applicable state or local taxes.

Model Number	Description	MAP	MSRP
--------------	-------------	-----	------

36" French Door Refrigerators

All Bosch Freestanding French Door Refrigerators Include the Following Features:

- Hidden Hinges
- UltraClarityPro® Water Filter
- LED Lighting
- Adjustable Tempered Glass Shelving
- Gallon Door Storage Bins
- Full-Width Deli Drawer
- SuperCool/SuperFreeze®
- Ice Maker
- MultiAirFlow® Circulation System
- Door Alarm
- Home Connect® Features
- Star-K Certified
- ENERGY STAR® Certified

100 Series

36" Freestanding Standard-Depth French Door Refrigerator, External Water and Ice—Stainless Steel

- Standard Depth
- 26.0 cu.ft.
- 70" Cutout Height
- Anti-Fingerprint Stainless Steel Exterior
- QuickIce System Makes Up To 8 lbs of Ice Per Day*
- Fill Large Cups and Bottles with Ease with One Touch Bottlefill and Extra Large Dispenser Shelf
- Freezer with Two-Tiered Shelving

B36FD10ENS

Stainless Steel, Recessed Handle

2,449 2,699



B36FD10ENS



36" Freestanding Counter-Depth French Door Refrigerator, External Water and Ice—Stainless Steel

- Counter Depth
- 21.6 cu.ft.
- 70" Cutout Height
- Anti-Fingerprint Stainless Steel Exterior
- QuickIce System Makes Up To 8 lbs of Ice Per Day*
- Fill Large Cups and Bottles with Ease with One Touch Bottlefill and Extra Large Dispenser Shelf
- Freezer with Two-Tiered Shelving

B36CD10ENS

Stainless Steel, Recessed Handle

2,799 3,099



B36CD10ENS



***Based on single ice maker production rates during a 24-hour period, measured per IEC standards, when the ice bin was removed. Results may vary depending on operating conditions.**

FREESTANDING REFRIGERATORS

This price list supersedes all previous price lists. Prices listed herein do not include applicable state or local taxes.

Model Number	Description	MAP	MSRP
--------------	-------------	-----	------

500 Series

36" Freestanding Standard-Depth French Door Refrigerator, External Water and Ice—Stainless Steel

- Standard Depth
- 26.0 cu.ft.
- 70" Cutout Height
- Anti-Fingerprint Stainless Steel Exterior
- Stainless Steel Back Wall
- Adjustable Garage Shelf
- Humidity Controlled Crisper Drawers
- QuickIce Pro System™ Makes up to 12 lbs. of Ice per Day*
- Freezer with Two-Tiered Shelving



B36FD52SNS



B36FD52SNB



B36FD52SNS	Stainless Steel, Bar Handle	3,199	3,549
B36FD52SNB	Black Stainless Steel, Bar Handle	3,499	3,849

*Based on single ice maker production rates during a 24-hour period, measured per IEC standards, when the ice bin was removed. Results may vary depending on operating conditions.

FREESTANDING REFRIGERATORS

This price list supersedes all previous price lists. Prices listed herein do not include applicable state or local taxes.

Model Number	Description	MAP	MSRP
--------------	-------------	-----	------

500 Series

36" Freestanding Counter-Depth French Door Refrigerator, External Water and Ice— Stainless Steel

- True Counter Depth
- 21.6 cu.ft.
- 70" Cutout Height
- Anti-Fingerprint Stainless Steel Exterior
- Stainless Steel Back Wall
- Humidity Controlled Crisper Drawers
- QuickIce Pro System™ Makes up to 12 lbs. of Ice per Day*
- Freezer with Two-Tiered Shelving
- Extra Ice Bin in Freezer



B36CD52SNS



B36CD52SNB



B36CD52SNS	Stainless Steel, Bar Handle	3,699	4,099
B36CD52SNB	Black Stainless Steel, Bar Handle	3,799	4,199

*Based on single ice maker production rates during a 24-hour period, measured per IEC standards, when the ice bin was removed. Results may vary depending on operating conditions.

FREESTANDING REFRIGERATORS

This price list supersedes all previous price lists. Prices listed herein do not include applicable state or local taxes.

Model Number	Description	MAP	MSRP
--------------	-------------	-----	------

800 Series

36" Freestanding Counter-Depth French Door Refrigerator—Stainless Steel

- True Counter Depth
- 20.8 cu.ft.
- 72" Cutout Height
- Easy to Clean Stainless Steel
- Stainless Steel Back Wall
- FlexBar® with shelving accessories
- VitaFresh® Pro automatically adjusts temperature and humidity to keep food fresh up to 3x longer*
- Two Independently Controlled Temperature and Humidity Crisper Drawers
- Dual Activated Internal Water Dispenser
- Freezer with Three-Tiered Shelving
- Dual Compressor and Dual Evaporator
- Ice Scoop



B36CT80SNS



B36CT80SNB



B36CT81ENS



B36CT80SNS	Stainless Steel, Bar Handle	3,899	4,299
B36CT80SNB	Black Stainless Steel, Bar Handle	4,099	4,549
B36CT81ENS	Stainless Steel, Recessed Handle	3,899	4,299

*As compared to a Bosch refrigerator without VitaFresh® technology. Results may vary among different foods.

FREESTANDING REFRIGERATORS

This price list supersedes all previous price lists. Prices listed herein do not include applicable state or local taxes.

Model Number	Description	MAP	MSRP
--------------	-------------	-----	------

800 Series

36" Freestanding Counter-Depth French Door Refrigerator—Stainless Steel

- True Counter Depth
- 20.5 cu.ft.
- 72" Cutout Height
- Easy to Clean Stainless Steel
- Stainless Steel Back Wall
- FlexBar® with shelving accessories
- VitaFresh® Pro automatically adjusts temperature and humidity to keep food fresh up to 3x longer*
- Dual Activated Internal Water Dispenser
- Freezer with Three-Tiered Shelving
- Dual Compressor and Dual Evaporator
- Ice Scoop



B36CL80SNS

B36CL80ENS

B36CL80SNS

Stainless Steel, Bar Handle

3,999 4,399

B36CL80ENS

Stainless Steel, Recessed Handle

3,999 4,399



36" Freestanding Counter-Depth French Door Refrigerator Refreshment Center

- True Counter Depth
- 20.5 cu.ft.
- 72" Cutout Height
- Stainless Steel Back Wall
- FlexBar® with Shelving Accessories
- Beverage Drawer Holds up to 17 Standard Wine Bottles or 35 Standard Beverage Cans
- Temperature-controlled middle drawer
- Dual Activated Internal Water Dispenser
- Freezer with Three-Tiered Shelving
- Dual Compressor and Dual Evaporator
- Ice Scoop



B36CL81ENG

B36CL81ENW

B36CL81ENG

Glass on Stainless Steel, Integrated Handle

5,199 5,749

B36CL81ENW

Glass on White, Integrated Handle

5,199 5,749



*As compared to a Bosch refrigerator without VitaFresh® technology. Results may vary among different foods.

BUILT-IN REFRIGERATORS

This price list supersedes all previous price lists. Prices listed herein do not include applicable state or local taxes.

Model Number	Description	MAP	MSRP
-----------------	-------------	-----	------

800 Series

24" Built-In Two Door Bottom Freezer Refrigerator—Custom Panel

- Counter Depth
- Installs True Flush
- 8.4 cu.ft.
- Reversible Door Swing
- OptiFlex® Hinge
- Recessed LED Theater Lighting
- Electronic Controls
- Full Width Shelving
- Garage Shelving
- Spill-Proof Glass Shelves
- Full Extension Drawers
- VitaFresh®—Technology Provides Stable Temperature and Humidity Controlled Drawer
- Dual Evaporators
- Removable Freezer Bins
- SuperCool/SuperFreeze®
- CoolPaks
- MultiAirFlow® Circulation System
- Economy/Vacation Mode
- Wine Rack
- Door Alarm
- Home Connect®
- ENERGY STAR® Certified



B09IB91NSP

B09IB91NSP **Custom Panel** **3,299 3,649**



BUILT-IN REFRIGERATORS

This price list supersedes all previous price lists. Prices listed herein do not include applicable state or local taxes.

Model Number	Description	MAP	MSRP
--------------	-------------	-----	------

All Bosch Benchmark® Series Single Door Freezers and Refrigerators Include the Following Features:

- Installs True Flush or Framed
- All-LED sidewall and theater lighting
- MultiAirFlow® Circulation System
- Tall Door Built-In Style
- TFT Controls
- Home Connect® Capability
- OptiFlex® Hinge
- ENERGY STAR® Certified

Benchmark® Series

18" Built-In Single Door Freezer—Custom Panel

- 8.6 cu.ft.
- Water Filter
- Internal Ice Maker
- Single Compressor

B18IF905SP **18" Freezer, Custom Panel Single Door** **6,499 7,149**



B18IF905SP



30" Built-In Single Door Refrigerator—Custom Panel

- 17.2 cu.ft.
- Humidity control drawer
- Full Width Shelving
- Gallon Door Bins
- Full Extension Drawers
- VitaFresh System

B30IR905SP **30" Refrigerator, Custom Panel Single Door** **7,599 8,399**



B30IR905SP



BUILT-IN REFRIGERATORS

This price list supersedes all previous price lists. Prices listed herein do not include applicable state or local taxes.

Model Number	Description	MAP	MSRP
--------------	-------------	-----	------

All Bosch Benchmark® Series Bottom Freezer Refrigerators Include the Following Features:

- | | | |
|--|--|------------------------------------|
| • Installs True Flush or Framed | • Adjustable Shelving | • SuperCool/SuperFreeze® |
| • OptiFlex® Hinge | • Full Extension Drawers | • MultiAirFlow® Circulation System |
| • Sidewall LED Theater Lighting | • Full Width Deli Drawer | • Carbon Air Filter |
| • Full Color Touchscreen Control Panel | • Premium Metal Door Bins with Slip Mats | • Dual Compressor and Evaporator |
| • Stainless Steel Back Wall | • Three-Tiered Freezer Storage Drawers | • Home Connect® Capability |
| • UltraClarityPro® Water Filter | • Internal Ice Maker | • Sabbath/Economy/Vacation Mode |
| • Internal water Dispenser | | • ENERGY STAR® Certified |

Benchmark® Series

30" Built-In Two Door Bottom Freezer Refrigerator

- 16.0 cu.ft.
- VitaFresh® Pro Crisper Drawer Automatically Controls Temperature and Humidity to Keep Food Fresh Up to 3x Longer*



B30IB100SP



B30BB130SS

B30IB100SP	Custom Panel	8,599	9,499
B30BB130SS	Pre-Assembled Stainless Steel Panel & Handle	9,699	10,699



*As compared to a Bosch refrigerator without VitaFresh® technology. Results may vary among different foods.

BUILT-IN REFRIGERATORS

This price list supersedes all previous price lists. Prices listed herein do not include applicable state or local taxes.			
Model Number	Description	MAP	MSRP

Benchmark® Series

36" Fully-Integrated French Door Bottom Freezer Refrigerator

- 19.4 cu.ft.
 - Adjustable Half-Width Shelves
- Two VitaFresh® Pro Crisper Drawers Automatically Controls Temperature and Humidity to Keep Food Fresh Up to 3x Longer*



B36IT100NP












B36BT130NS

B36IT100NP	Custom Panel	9,299	10,249
B36BT130NS	Pre-Assembled Stainless Steel Panel & Handle	10,699	11,799



*As compared to a Bosch refrigerator without VitaFresh® technology. Results may vary among different foods.

This price list supersedes all previous price lists. Prices listed herein do not include applicable state or local taxes.

Accessories for Refrigeration						Freestanding				Built-In			
						100	800	500	800	Benchmark			
						B36_D10ENS	B24CB80ES	B36CD52SN	B36FD52SN	B36CL80NS	B36CL81EN	B36CT8_SN	B18IF905SP
Model Number	Description	MAP	MSRP			B30_B1_S	B30IR905SP	B36_T1_ON					
	BORPLFTR55 UltraClarityPro® Water Filter	46	59			•	•	•	•	•	•	•	•
	BORPLFTR30 Water Filter	40	49			• ¹							
	FPETHKT50 FreshProtect™ Ethylene Filter “Starter” Kit	19	29			•	•	•	•	•	•	•	•
	FPETHRF50 FreshProtect™ Ethylene Filter “Refill” Kit	9	9			•	•	•	•	•	•	•	•
	BFL18IF800 18" Stainless Steel Flat Panel Freezer Door	450	499										•
	BFL30IR800 30" Stainless Steel Flat Panel Freezer Door	550	649										•
	B36HNDL800 36" Handle for Single Door	100	109									•	•
	HEATKITB82 Heater Kit Please make sure to order HEATKITB82 when installation is less than 6" apart but not connected, or for nontraditional side-by-side combinations without freezer column. A HEATKITB82 is recommended for use with any installation in areas that are subject to extreme humidity.	399	439									•	•
	NEW BOSCOMBI10 Side by Side Connection Kit	100	109									•	

This price list supersedes all previous price lists. Prices listed herein do not include applicable state or local taxes.

Model Number	Description	MAP	MSRP
Bosch 100 Series Dishwashers Include the Following Features:			
<div> <div> Quiet Operation <ul style="list-style-type: none"> • 48 dBA • Multiple Layers of Sound-Absorbing Insulation • EcoSilence™ Dual Brushless Motor System </div> <div> Racks <ul style="list-style-type: none"> • 12 Place Setting Capacity • Fixed Upper Rack • 2 Silverware Baskets </div> <div> Performance <ul style="list-style-type: none"> • Wash System: PrecisionWash® • Drying System: PureDry™ • Wi-Fi Home Connect® features <ul style="list-style-type: none"> • Smart Cycle Guidance • Delay Start, Remote Start, and Cycle Monitoring • Access Additional Cycles, Manuals, and Tips & Tricks • Cycles: <ul style="list-style-type: none"> • 5 on the Control Panel: Heavy, Auto, Normal, Speed60®, Favorite • 3 Additional in Home Connect®: Delicate, Rinse, MachineCare • Options: <ul style="list-style-type: none"> • 3 on the Control Panel: Sanitize, Remote Start, Extra Dry • 2 Additional in Home Connect®: Half Load, Eco • Home Connect® Allows You to Remotely Monitor and Control with Wi-Fi Connectivity </div> </div>			
<div> <div> Design <ul style="list-style-type: none"> • PCB/Touch Control • Flush Installation • Time Remaining Display • Self-Latching Door </div> <div> Quality <ul style="list-style-type: none"> • Deeper Stainless Steel Tub • 24/7 AquaStop® Leak Protection • Anti-Finger Print Stainless Steel • Easily Accessible 3-Stage Filtration System </div> </div>			

100 Series

Quiet Operation <ul style="list-style-type: none"> • Solid Molded Base to Absorb Noise while Minimizing Vibration • Child Lock button suspension 		Efficiency <ul style="list-style-type: none"> • 269 kWh/yr
SHE41CM5N	Recessed Handle, Stainless Steel	
SHE41CM2N	Recessed Handle, White	
SHE41CM6N	Recessed Handle, Black	



SHE41CM5N



SHE41CM2N



SHE41CM6N



Quiet Operation <ul style="list-style-type: none"> • InfoLight® 		Efficiency <ul style="list-style-type: none"> • 240 kWh/yr • ENERGY STAR® Certified
---	--	--



SHV41DB3N




SHV41DB3N	Custom Panel	949	1,049
------------------	--------------	------------	--------------





This price list supersedes all previous price lists. Prices listed herein do not include applicable state or local taxes.

Model Number	Description	MAP	MSRP
Bosch 300 Series Dishwashers Include the Following Features:			
<div> <div> Quiet Operation <ul style="list-style-type: none"> Multiple Layers of Sound-Absorbing Insulation EcoSilence™ Dual Brushless Motor System Solid Molded Base to Absorb Noise while Minimizing Vibration </div> <div> Design <ul style="list-style-type: none"> Touch Controls Flush Installation Self-Latching Door </div> <div> Quality <ul style="list-style-type: none"> Anti-Fingerprint Stainless Steel Deeper Stainless Steel Tub 24/7 AquaStop® Leak Protection System Easily Accessible 3-Stage Filtration System </div> </div>			
<div> <div> Racks <ul style="list-style-type: none"> Standard 3rd Rack 1 Silverware Basket </div> <div> Efficiency <ul style="list-style-type: none"> 269 kWh/yr (except the following are 240 kWh/year & ENERGY STAR® Certified SHP53EM5N, SHP53EM2N, SHP53EM6N, SHV53EM3N, SHE53CE5N) </div> </div>			
<div> Performance <ul style="list-style-type: none"> Drying System: PureDry™ Wi-Fi Home Connect® features <ul style="list-style-type: none"> Smart Cycle Guidance Delay Start, Remote Start, and Cycle Monitoring Access Additional Cycles, Manuals, and Tips & Tricks Cycles: <ul style="list-style-type: none"> 4 on the Control Panel: Auto, Normal, Speed60®, Favorite 3 Additional in Home Connect®: Delicate, Rinse, MachineCare Options: <ul style="list-style-type: none"> 3 on the Control Panel: Sanitize, Remote Start, Extra Dry 2 Additional in Home Connect®: Half Load, Eco Home Connect® Allows You to Remotely Monitor and Control with Wi-Fi Connectivity </div>			

300 Series

Quiet Operation <ul style="list-style-type: none"> 48 dBA InfoLight® 	Racks <ul style="list-style-type: none"> 12 Place Setting Capacity Manual Adjusting Middle Rack 	Performance <ul style="list-style-type: none"> Wash System: PrecisionWash® Cycles: <ul style="list-style-type: none"> 1 Additional on the Control Panel: Heavy 	 SHE43C75N
---	--	---	--

SHE43C75N	Recessed Handle, Stainless Steel	799	899
Discontinues February			

Quiet Operation <ul style="list-style-type: none"> 48 dBA Child Lock button suspension 	Racks <ul style="list-style-type: none"> 12 Place Setting Capacity 	Performance <ul style="list-style-type: none"> Wash System: PrecisionWash® Cycles: <ul style="list-style-type: none"> 1 Additional on the Control Panel: Heavy 	 SHE43DM5N  SHE43DM2N
--	--	---	--

SHE43DM5N	Recessed Handle, Stainless Steel	899	999
SHE43DM2N	Recessed Handle, White	899	999
SHE43DM6N	Recessed Handle, Black	899	999



DISHWASHERS

This price list supersedes all previous price lists. Prices listed herein do not include applicable state or local taxes.

Model Number	Description	MAP	MSRP
300 Series			
Featuring Zone Wash® —A dedicated intensive wash space with 3x more water power to tackle stuck-on food.			
Quiet Operation <ul style="list-style-type: none"> • 46 dBA • InfoLight® 		Racks <ul style="list-style-type: none"> • 15 Place Setting Capacity • EasyGlide® • 3 Step RackMatic® Efficiency <ul style="list-style-type: none"> • 240 kWh/year • ENERGY STAR® Certified 	
		Performance <ul style="list-style-type: none"> • Wash System: ZoneWash® • Cycles: <ul style="list-style-type: none"> • 1 Additional on the Control Panel: Deep Clean • Options: <ul style="list-style-type: none"> • 1 Additional in Home Connect®: Zone Wash 	
NEW SHP53EM5N	Stainless Steel	1,099	1,249
NEW SHP53EM2N	White	1,099	1,249
NEW SHP53EM6N	Black	1,099	1,249
NEW SHV53EM3N	Custom Panel	1,099	1,249
Available February			



SHP53EM5N



SHP53EM2N



SHP53EM6N



SHV53EM3N



Quiet Operation <ul style="list-style-type: none"> • 46 dBA • InfoLight® • Child Lock button suspension 		Racks <ul style="list-style-type: none"> • 16 Place Setting Capacity • EasyGlide® • 3 Step RackMatic® • FlexSpace™ Tines • 1 Flip Tine Upper Rack • Flip Tines Lower Rack <ul style="list-style-type: none"> • 1 Fixed (Rear) • 1 Single (Left) • 1 Fixed (Right) Efficiency <ul style="list-style-type: none"> • 269 kWh/yr (except SHE53CE5N is 240 kWh/year & ENERGY STAR® Certified) 	
		Performance <ul style="list-style-type: none"> • Wash System: PrecisionWash® • Cycles: <ul style="list-style-type: none"> • 1 Additional on the Control Panel: Heavy 	
SHE53C85N¹	Recessed Handle, Stainless Steel	1,099	1,249
SHE53C82N¹	Recessed Handle, White	1,049	1,199
SHE53C86N¹	Recessed Handle, Black	1,049	1,199
SHE53CE5N²	Recessed Handle, Stainless Steel	1,119	1,249
Discontinues February 2026.			
SHX53DM5N³	Bar Handle, Stainless Steel	1,199	1,349
SHV53CM3N³	Custom Panel	1,199	1,349



SHE53C85N



SHE53C82N



SHE53C86N



SHE53CE5N²



SHX53DM5N



SHV53CM3N



- 1 No InfoLight®
- 2 240 kWh/year; ENERGY STAR® Certified
- 3 Does not have Child Lock button suspension



This price list supersedes all previous price lists. Prices listed herein do not include applicable state or local taxes.

Model Number	Description	MAP	MSRP
300 Series			
<div> <div> Quiet Operation <ul style="list-style-type: none"> • 46 dBA • InfoLight® </div> <div> Racks <ul style="list-style-type: none"> • 16 Place Setting Capacity • EasyGlide® • 3 Step RackMatic® • FlexSpace™ Tines • 1 Flip Tine Upper Rack • Flip Tines Lower Rack <ul style="list-style-type: none"> • 1 Fixed (Rear) • 1 Single (Left) • 1 Fixed (Right) </div> <div> Performance <ul style="list-style-type: none"> • Wash System: PrecisionWash® • Cycles: <ul style="list-style-type: none"> • 1 Additional on the Control Panel: Heavy • Options: <ul style="list-style-type: none"> • 2 Additional in Home Connect®: SpeedPerfect, ExtraScrub </div> <div>  <p>SHS53CD5N</p>  <p>SHS53CD2N</p>  </div> </div>			
SHS53CD5N	Scoop Handle, Stainless Steel	1,149	1,299
SHS53CD2N	Scoop Handle, White	1,099	1,249







This price list supersedes all previous price lists. Prices listed herein do not include applicable state or local taxes.

Model Number	Description	MAP	MSRP
All Bosch 500 Series Dishwashers Include the Following Features:			
<div> <div> Quiet Operation <ul style="list-style-type: none"> • InfoLight® • Multiple Layers of Sound-Absorbing Insulation • EcoSilence™ Dual Brushless Motor System • Solid Molded Base to Absorb Noise while Minimizing Vibration </div> <div> Design <ul style="list-style-type: none"> • Touch Controls • Flush Installation • Time Remaining Indicator • Self-Latching Door • Anti-Fingerprint Stainless Steel </div> <div> Quality <ul style="list-style-type: none"> • Deeper Stainless Steel Tub • 24/7 AquaStop® Leak Protection System • Easily Accessible 3-Stage Filtration System </div> <div> Racks <ul style="list-style-type: none"> • 16 Place Setting Capacity • EasyGlide® • Standard 3rd Rack • 3 Step RackMatic® • FlexSpace™ Tines • 2 Flip Tines Upper Rack • Flip Tines Lower Rack <ul style="list-style-type: none"> • 1 Fixed (Rear) • 1 Single (Left) • 1 Fixed (Right) • 1 Silverware Basket </div> <div> Performance <ul style="list-style-type: none"> • Wi-Fi Home Connect® features <ul style="list-style-type: none"> • Smart Cycle Guidance • Delay Start, Remote Start, and Cycle Monitoring • Access Additional Cycles, Manuals, and Tips & Tricks • Cycles: <ul style="list-style-type: none"> • 4 on the Control Panel: Auto, Normal, Speed60®, Favorite • 3 Additional in Home Connect®: Delicate, Rinse, MachineCare • Options: <ul style="list-style-type: none"> • 2 on the Control Panel: Sanitize, Remote Start • 2 Additional in Home Connect®: Half Load, Eco • Home Connect® Allows You to Remotely Monitor and Control with Wi-Fi Connectivity </div> </div>			

500 Series

Featuring Zone Wash®—A dedicated intensive wash space with 3x more water power to tackle stuck-on food.



Featuring AutoAir™—which opens the door to let fresh air circulate for 40% drier dishes.*

Quiet Operation <ul style="list-style-type: none"> • 44 dBA 		Efficiency <ul style="list-style-type: none"> • 240 kWh/yr • ENERGY STAR® Certified 		Performance <ul style="list-style-type: none"> • Wash System: ZoneWash® • Drying System: AutoAir™ • Cycles: <ul style="list-style-type: none"> • 1 Additional on the Control Panel: Deep Clean • Options: <ul style="list-style-type: none"> • 1 Additional on the Control Panel: AutoAir™ • 1 Additional in Home Connect®: ZoneWash® 		 SHP65DM5N
SHP65DM2N		Pocket Handle, White		1,249 1,399		 SHP65DM2N
SHP65DM6N		Pocket Handle, Black		1,249 1,399		 SHP65DM6N
SHX65DM5N		Bar Handle, Stainless Steel		1,299 1,449		 SHX65DM5N



*Based on average drying performance of Bosch Dishwashers with AutoAir™ after seven hours as compared to Bosch Dishwashers with PureDry™.

This price list supersedes all previous price lists. Prices listed herein do not include applicable state or local taxes.

Model Number	Description	MAP	MSRP
500 Series			
Quiet Operation • 38 dBA	Efficiency • 269 KWh/yr	Performance • Wash System: PrecisionWash® • Drying System: PureDry™ • Options: • 2 Additional on the Control Panel: Heavy, Extra Dry	<div> SHP95CM5N</div> <div></div>
SHP95CM5N	Pocket Handle, Stainless Steel	1,349	1,499

This price list supersedes all previous price lists. Prices listed herein do not include applicable state or local taxes.

Model Number	Description	MAP	MSRP
--------------	-------------	-----	------

Bosch 800 Series Dishwashers Include the Following Features:

Featuring CrystalDry™—a patented drying technology that transforms moisture into heat to get dishes, including plastics, 60% drier.*

Quiet Operation

- **42 dBA**
- InfoLight®
- Multiple Layers of Sound-Absorbing Insulation
- EcoSilence™ Dual Brushless Motor System
- Solid Molded Base to Absorb Noise while Minimizing Vibration

Design

- Anti-Fingerprint Stainless Steel
- Flush Installation
- Touch Controls
- Time Remaining Display
- Self-Latching Door

Quality

- Deeper Stainless Steel Tub
- 24/7 AquaStop® Leak Protection System
- Easily Accessible 3-Stage Filtration System

Racks

- 16 Place Setting Capacity
- EasyGlide®
- FlexSpace™ Tines
- **Flexible 3rd Rack**
- 3 Step RackMatic®
- Flip Tines Lower Rack
 - 1 Fixed (Rear)
 - 1 Single (Left)
 - 1 Fixed (Right)
- 1 Silverware Basket

Efficiency

- **240 KWh/yr**
- **ENERGY STAR® Certified**

Performance

- **Wash System:** PrecisionWash®
- **Drying System:** **CrystalDry™**
- Wi-Fi Home Connect® features
 - Smart Cycle Guidance
 - Delay Start, Remote Start, and Cycle Monitoring
 - Access Additional Cycles, Manuals, and Tips & Tricks
- **Cycles:**
 - **5 on the Control Panel:** Heavy, Auto, Normal, Speed60®, Favorite
 - **3 Additional in Home Connect®:** Delicate, Rinse, MachineCare
- **Options:**
 - **3 on the Control Panel:** Sanitize, Remote Start, **CrystalDry™**
 - **2 Additional in Home Connect®:** Half Load, Eco
- Home Connect® Allows You to Remotely Monitor and Control with Wi-Fi Connectivity

800 Series

SHP78DM5N Pocket Handle, Stainless Steel

1,399 1,549



SHP78DM5N

SHX78DM5N Bar Handle, Stainless Steel

1,449 1,599



SHX78DM5N

SHV78DM3N Custom Panel

1,449 1,599



SHV78DM3N



*Based on aggregate average drying performance of Bosch Dishwashers with CrystalDry™ on combined household load including plastics, glass, steel, and porcelain as compared to Bosch Dishwashers with PureDry™. Drying performance may vary by dish type.

DISHWASHERS

This price list supersedes all previous price lists. Prices listed herein do not include applicable state or local taxes.

Model Number	Description	MAP	MSRP
--------------	-------------	-----	------

800 Series

Featuring PowerControl™—The industry's most advanced clean.

Racks

- 2 Flip Tines Upper Rack

Performance

- Wash System: **PowerControl™** with PrecisionWash®

SHP78CM5N	Pocket Handle, Stainless Steel	1,499	1,649
SHP78CM2N	Pocket Handle, White	1,499	1,649
SHP78CM6N	Pocket Handle, Black	1,499	1,649
SHP78CM4N	Pocket Handle, Black Stainless Steel	1,549	1,749
SHX78CM5N	Bar Handle, Stainless Steel	1,549	1,749
SHX78CM2N	Bar Handle, White	1,549	1,749
Discontinues February 2026.			
SHX78CM6N	Bar Handle, Black	1,549	1,749
Discontinues February 2026.			
SHX78CM4N	Bar Handle, Black Stainless Steel	1,599	1,799
Discontinues February 2026.			
SHV78CM3N	Custom Panel	1,549	1,749



SHP78CM5N



SHP78CM2N




SHP78CM6N



SHP78CM4N



SHX78CM5N



SHX78CM2N



SHX78CM6N



SHX78CM4N



SHV78CM3N



This price list supersedes all previous price lists. Prices listed herein do not include applicable state or local taxes.

Model Number	Description	MAP	MSRP
Bosch Benchmark® Series dishwashers include the following features:			
Featuring the New PowerControl™ Wash System plus CrystalDry™—the industry's most advanced clean meets the ultimate dry.			
<div> <div> Quiet Operation <ul style="list-style-type: none"> • 38 dBA • Multiple Layers of Sound-Absorbing Insulation • EcoSilence™ Dual Brushless Motor System • Solid Molded Base to Absorb Noise while Minimizing Vibration • TimeLight® </div> <div> Design <ul style="list-style-type: none"> • Anti-Fingerprint Stainless Steel • Flush Installation • Touch Controls • Touch Screen Display • Time Remaining Display • Self Latching Door </div> <div> Quality: <ul style="list-style-type: none"> • Water Softener • Corrugated Shaped Filter • Deeper Stainless Steel Tub • 24/7 AquaStop® Leak Protection System • Easily Accessible 3-Stage Filtration System </div> <div> Racks <ul style="list-style-type: none"> • 16 Place Setting Capacity • EasyGlide® Plus • Flexible 3rd Rack • 3 Step RackMatic® • 2 Flip Tines Upper Rack • FlexSpace™ Plus • Flip Tines Lower Rack <ul style="list-style-type: none"> • 1 Double (Rear) • 1 Single (Left) • 1 Wide (Right) • 1 Silverware Basket </div> <div> Efficiency <ul style="list-style-type: none"> • 240 kWh/yr • ENERGY STAR® Certified </div> <div> Performance <ul style="list-style-type: none"> • Wash System: PowerControl™ with PrecisionWash® • Drying System: CrystalDry™ • Wi-Fi Home Connect® features <ul style="list-style-type: none"> • Smart Cycle Guidance • Delay Start, Remote Start, and Cycle Monitoring • Access Additional Cycles, Manuals, and Tips & Tricks • Cycles: <ul style="list-style-type: none"> • 5 on the Control Panel: Heavy, Auto, Normal, Speed60®, Favorite • 3 Additional in Home Connect®: Express, Rinse, MachineCare • Options: <ul style="list-style-type: none"> • 3 on the Control Panel: Sanitize, Remote Start, CrystalDry™ • 4 Additional in Home Connect®: Half Load, SpeedPerfect, ExtraScrub, Eco • Home Connect® Allows You to Remotely Monitor and Control with Wi-Fi Connectivity </div> </div>			

Benchmark® Series

SHP9PCM5N Pocket Handle, Stainless Steel

1,999 2,199



SHP9PCM5N

SHX9PCM5N¹ Bar Handle, Stainless Steel

1,999 2,199



SHX9PCM5N

SHV9PCM3N¹ Custom Panel

1,999 2,199



SHV9PCM3N



ADA-HEIGHT DISHWASHERS

This price list supersedes all previous price lists. Prices listed herein do not include applicable state or local taxes.

Model Number	Description	MAP	MSRP
Bosch ADA-Height Dishwashers Include the Following Features:			
<div> <div> Design <ul style="list-style-type: none"> Time Remaining Display ADA Compliant Height (32" Tall) </div> <div> Racks <ul style="list-style-type: none"> RackMatic® Flexible Silverware Basket </div> <div> Quality <ul style="list-style-type: none"> Full Stainless Steel Tub 24/7 AquaStop® Plus Easily Accessible 3-Stage Filtration System </div> <div> Efficiency <ul style="list-style-type: none"> ENERGY STAR® Certified </div> <div> Performance <ul style="list-style-type: none"> 5 Wash Cycles: Heavy, Auto, Normal, Favorite, Rinse 6 Options: Delicate, Extra Dry, Sanitize, 24H Delay Start, MachineCare, Remote Start Home Connect® Allows You to Remotely Monitor and Control with Wi-Fi Connectivity </div> </div>			

300 Series EuroTub/ADA-Height 18" and 24"

Quiet Operation

- 46 dBA

Racks

- 10 Place Setting Capacity (18" Width)
- Standard 3rd Rack

Quality

- Made in Poland

Efficiency

- 240 kWh/yr



SPE53C55UC



SPE53C55UC

18" Recessed Handle, Stainless Steel

1,099 1,249

Quiet Operation

- 48 dBA

Design

- Toe Panel Color: Stainless Steel

Racks

- 13 Place Setting Capacity

Quality

- Made in Germany
- Water Softener

Efficiency

- 240 kWh/yr



SGV43C53UC



SGV43C53UC

24" Fully Integrated – Requires Custom Panel

1,099 1,249

Quiet Operation

- 46 dBA

Design

- Toe Panel Color: Stainless Steel

Racks

- 13 Place Setting Capacity

Quality

- Made in Germany
- Water Softener

Efficiency

- 240 kWh/yr



SGE53C55UC



SGE53C55UC










24" Recessed Handle, Stainless Steel

1,099 1,249



ADA-HEIGHT DISHWASHERS











This price list supersedes all previous price lists. Prices listed herein do not include applicable state or local taxes.

Model Number	Description	MAP	MSRP	
800 Series EuroTub/ADA-Height 18" and 24"				
Quiet Operation <ul style="list-style-type: none"> • 44 dBA • InfoLight® 		Racks <ul style="list-style-type: none"> • 10 Place Setting Capacity • Standard 3rd Rack Quality <ul style="list-style-type: none"> • Made in Poland • Vase Holder and Small Item Clips Efficiency <ul style="list-style-type: none"> • 240 kWh/yr 		Performance <ul style="list-style-type: none"> • <i>Drying System:</i> CrystalDry™ • 2 Additional Wash Cycles: Delicate, Express
				 SPE68C75UC
				 SPX68C75UC
				 SPV68C73UC
SPE68C75UC¹	18" Recessed Handle, Stainless Steel	1,399	1,549	
SPX68C75UC	18" Bar Handle, Stainless Steel	1,449	1,599	 
SPV68C73UC	18" Fully Integrated – Requires Custom Panel	1,449	1,599	
Quiet Operation <ul style="list-style-type: none"> • 42 dBA 		Racks <ul style="list-style-type: none"> • 15 Place Setting Capacity Quality <ul style="list-style-type: none"> • Made in Germany • Water Softener • Vase Holder and Small Item Clips Efficiency <ul style="list-style-type: none"> • 240 kWh/yr 		Performance <ul style="list-style-type: none"> • <i>Drying System:</i> CrystalDry™
				 SGX78C55UC
				 SGV78C53UC
SGX78C55UC	24" Bar Handle, Stainless Steel	1,399	1,549	 
SGV78C53UC	24" Fully Integrated – Requires Custom Panel	1,399	1,549	

¹ No InfoLight®

ACCESSORIES

This price list supersedes all previous price lists. Prices listed herein do not include applicable state or local taxes.

Model Number	Description	MAP	MSRP	100 Series	300 Series	500 Series	800 Series	Benchmark	All ADA Models
Accessories for Dishwashers									
	SGZ1010UC Dishwasher Drain Hose Extension 76¾"	18	19	•	•	•	•	•	•
	SMZ1008UC Bosch Dishwasher Bar Handle, Stainless Steel, July 2023 Style	59	69	•	•		•	•	• ¹
	SMZ4000UC Flexible Silverware Basket	25	29	•	•	•	•	•	
	SMZ5000 Dishwasher Accessory Kit with Extra Tall Item Sprinkler, Vase/Bottle Holder, 3 Plastic Item Clips and Small Item Basket	19	29	•	•	•	•	•	•
	SMZ5003 18" Dishwasher Accessory Hinge for 4" Toekick Height Installation	150	169						• ²
	SMZCD200UC Flexible 3rd Rack	49	59				•		
	SMZEPC1UC Power Cord Clips + Edge Protector Kit Edge Protector Is for Dishwasher Installations through Metal Cabinetry, for Water/drain/electrical Lines	5	9	•	•	•	•	•	•
	SMZ3IN1UC Dish Junction Box and Supply Hose Kit	49	59	•	•	•	•	•	
	SMZPCJB1UC Junction Box Kit (alternate to the 3-Prong Power Cord Kit)	20	29	•	•	•	•	•	•
	SMZSH1ABUC Bosch Dishwasher Water Supply Hose	39	49	•	•	•	•	•	•

¹ For 24" Only.

² For SPV68C73UC, SGV43C53UC, and SGV78C53UC only.



This price list supersedes all previous price lists. Prices listed herein do not include applicable state or local taxes.

Model Number	Description	MAP	MSRP
--------------	-------------	-----	------

All Bosch Washers Include the Following Features:

- SpeedPerfect® Delivers a Faster Wash, Perfect for Small Loads
- EcoSilence™ BLDC Motor for Quieter Operation
- Wave Profiled Stainless Steel Drum
- Anti-Vibration Circular Side Walls
- ENERGY STAR® Certified
- Improved Energy Efficiency and Performance
- Child Lock
- Signal
- Internal Water Heater
- Installation: Stackable, Side-by-Side, Under Counter or Pedestal Option
- 208–240 V
- Plug type 240V; NEMA 6-15 (3 prong)

300 Series

24" Compact Washer

Design

- White Exterior with White Dial and White Door Ring
- Updated Door Design with Bosch Magneto
- Touch Control Display
- Large 2.2 cu.ft. Capacity
- Spin Speed up to 1400 RPM
- Clear See-Through Window
- Matching Dryer WPA12100UC

Quality

- Energy Consumption 84 kWh/year

Silence Level

- Washing/Spinning 52/72 dBA

15 Individually-Tailored Washing Programs

- Cotton Normal, Cotton Light Soil, Permanent Press, Permanent Press Heavy Soil, Permanent Press Light Soil, Jeans, Quick 30, Heavy

Duty, Delicates, Hand wash/Wool, Allergen, Towels, Drum Clean, Drain, Rinse/Spin

6 Options

- SpeedPerfect®, Temperature, Finish In, Extra Rinse, Prewash, Spin Speed
- Plugs into Wall Receptacle or Dryer Adapter (provided with each dryer)
- Hose Length: 48"



WGA14400UC



WGA14400UC

24" White Cabinet with White Dial and White Door Ring

1,349 1,499

500 Series

24" Compact Washer

Home Connect® Features

- App Allows You to Operate Washer from Anywhere in the Home While Connected
- Easy Start Option for Your Wash Cycle
- Energy Management Information

Design

- White Exterior with Chrome Door Ring
- Updated Touch Control Display
- New, Larger 2.4 cu.ft. Capacity
- Spin Speed up to 1600 RPM

- Tinted Glass Window with Bosch Magneto
- Matching Dryer WQB245B0UC

Quality

- Energy Consumption 105 kWh/year
- AquaStop® Plus Leak Protection System in the Hoses and the Base

Silence Level

- Washing/Spinning 51/75 dBA

13 Individually-Tailored Washing Programs

- Cotton, SuperQuick 15/30, Delicates, Bedding, Rinse, Towels, Whites, Mix, Jeans,

Sanitize, Hand Wash/Wool, Spin/Drain, Drum Clean

10 Options

- SpeedPerfect®, Temperature, Finish In, Prewash, Spin Speed, Intensive Plus, Rinse Plus, Remote Start, Mini Load, Stains (Stains Program Treats Blood, Oils - food based, Red Wine, Grass, Sweat, Cosmetics based stains)
- Plugs into Wall Receptacle or Dryer Adapter (provided with each dryer)
- Hose Length: 59"



WGB24600UC




WGB24600UC

24" White Cabinet with Chrome Door Ring

1,549 1,749

This price list supersedes all previous price lists. Prices listed herein do not include applicable state or local taxes.

Model Number	Description	MAP	MSRP	
800 Series				
24" Compact Washer				
Home Connect® Features				
<ul style="list-style-type: none">• App Allows You to Operate Washer from Anywhere in the Home While Connected• Easy Start Option for Your Wash Cycle• Energy Management Information	<ul style="list-style-type: none">• Interior LED Drum Light• Tinted Glass Window with Bosch Magneto• Matching Dryer WQB245AXUC	Mix, Jeans, Sanitize, Hand Wash/Wool, Spin/Drain, Drum Clean	 WGB246AXUC	
10 Additional Options				
		<ul style="list-style-type: none">• SpeedPerfect®, Temperature, Finish In, Prewash, Spin Speed, Intensive Plus, Rinse Plus, Remote Start, Mini Load, Stains (Stains Program Treats Blood, Oils - food based, Red Wine, Grass, Sweat, Cosmetics Based Stains)• Plugs into Wall Receptacle or Dryer Adapter (provided with each dryer)• Hose Length: 59"		
Design				
<ul style="list-style-type: none">• Pearl Steel Exterior with Chrome Door• Updated Touch Control Display• New i-DOS Automatic Dosing• New, Larger, 2.4 cu.ft. Capacity• Spin Speed up to 1600 RPM	<ul style="list-style-type: none">• AquaStop® Plus Leak Protection System in the Hoses and the Base			
Quality				
	<ul style="list-style-type: none">• Energy Consumption 105 kWh/year			
Silence Level				
	<ul style="list-style-type: none">• Washing/Spinning 51/75 dBA			
13 Individually-Tailored Washing Programs				
	<ul style="list-style-type: none">• Cotton, SuperQuick 15/30, Delicates, Bedding, Automatic, Towels, Whites,			
WGB246AXUC	24" Pearl Steel Cabinet with Chrome Door Ring	1,999	2,199	

This price list supersedes all previous price lists. Prices listed herein do not include applicable state or local taxes.

Model Number	Description	MAP	MSRP
--------------	-------------	-----	------

All Bosch Dryers Include the Following Features:

- Large 4.0 cu.ft. Capacity
- Anti-Vibration Circular Side Walls
- Sensitive Drying System
- Start/Pause to Add an Item
- ENERGY STAR® Certified
- Child Lock
- Extra-Fine Lint Filter
- ActiveDry® System
- **Installation**
 - Stackable, Side-by-Side, Under Counter or Pedestal Option
 - No Ducting Required
 - Drain Pump and Hose Included
- Power Cord Included with Plug Type: 240V; NEMA 6-15 (3 Prong). Dryer Is Also Supplied with a Power Adapter to Fit a Standard 4-Prong 30A Dryer Receptacle (NEMA 14-30R) and Powers Both Bosch Washer and Dryer

300 Series

24" Compact Condensation Dryer

Design

- White Exterior with White Dial and White Door Ring Touch Control Display
- Updated Door Design with Bosch Magneto
- Stainless Steel Drum
- Clear See-Through Window
- Matching Washer WGA14400UC

Quality

- Energy Consumption 315 kWh/year

Silence Level

- 67 dBA

15 Individually-Tailored Drying Programs

- Cotton Extra Dry, Cotton Dry (Regular), Permanent Press Extra Dry, Permanent Press Dry,

Permanent Press Damp, Jeans, Quick Dry Auto, Air Fluff/No Heat, Time Dry Variable, Quick 40, Delicates, Heavy Duty, Sanitize, Hand Wash/Wool, Towels

6 Options

- Dry Level, Time Dry, Finish In, Wrinkle Block, Low Heat, Signal



WPA12100UC



WPA12100UC

**24" Ventless Condensation Drying System
White with White Dial and White Door Ring**

1,349 1,499

500 Series

24" Compact Heat Pump Dryer with Self-Cleaning Condenser

Home Connect® Features

- App Allows You to Operate Dryer from Anywhere in the Home While Connected
- Smart Dry Connects the Dryer to the Washer to Determine the Best Drying Program based off of the Wash Cycle
- Program Assist Available to Easily Start Your Dry Cycle

Design

- White Exterior with Chrome Door Ring
- Updated Touch Control Display

- Reversible Door (No Additional Parts Required)
- Stainless Steel Structured Drum
- Tinted Glass Window with Bosch Magneto
- Matching Washer WGB24600UC

Quality

- Energy Consumption 125 kWh/year

- Maintenance-Free Self Cleaning Condenser

- Dual-Layer Lint Filtration System

Silence Level

- 62 dBA

13 Individually-Tailored Drying Programs

- Cotton, Quick Dry Auto, Delicates, Bedding, Anti Shrink, Towels, Jeans, Mix, Sportswear, Sanitize, Time Dry, Hand Wash / Wool, Air Fluff

8 Options

- Dryness Level, Time Dry, Finish In, Wrinkle Block, Low Heat, Remote Start, Dry Level Adjust, End Signal



WQB245B0UC






WQB245B0UC

**24" Ventless Heat Pump Dryer with Self-Cleaning Condenser
White with Chrome Door Ring**












1,549 1,749

This price list supersedes all previous price lists. Prices listed herein do not include applicable state or local taxes.

Model Number	Description	MAP	MSRP
800 Series			
24" Compact Heat Pump Dryer with Self-Cleaning Condenser			
<div> <div> Home Connect® Features <ul style="list-style-type: none"> • App Allows You to Operate Dryer from Anywhere in the Home While Connected • Smart Dry Connects the Dryer to the Washer to Determine the Best Drying Program based off of the Wash Cycle • Program Assist Available to Easily Start Your Dry Cycle </div> <div> Design <ul style="list-style-type: none"> • Pearl Steel Exterior with Chrome Door Ring • Updated Touch Display </div> <div> <ul style="list-style-type: none"> • Interior LED Drum Light • Reversible Door (No Additional Parts Required) • Stainless Steel Structured Drum • Tinted Glass Window with Bosch Magneto • Matching Washer WGB246AXUC </div> <div> Quality <ul style="list-style-type: none"> • Energy Consumption 125 kWh/year </div> <div> Silence Level <ul style="list-style-type: none"> • 62 dBA </div> <div> 13 Individually-Tailored Drying Programs <ul style="list-style-type: none"> • Cotton, Quick Dry Auto, Delicates, Bedding, Steam Restore, Towels, Jeans, Mix, Sportswear, Sanitize, Time Dry, Hand Wash / Wool, Air Fluff </div> <div> 8 Options <ul style="list-style-type: none"> • Dryness Level, Time Dry, Finish In, Wrinkle Block, Low Heat, Remote Start, Dry Level Adjust, End Signal </div> </div>			
 <p>WQB245AXUC</p>  			
WQB245AXUC	24" Ventless Heat Pump Dryer with Self-Cleaning Condenser Pearl Steel with Chrome Door Ring	1,999	2,199





ACCESSORIES

This price list supersedes all previous price lists. Prices listed herein do not include applicable state or local taxes.

Model Number	Description	MAP	MSRP	Washers			Dryers		
				WGA14400UC	WGB24600UC	WGB246AXUC	WPA12100UC	WQB245B0UC	WQB245AXUC
	WMZ20600 Drying Rack for Wool items, Shoes, etc. for Bosch 24" Dryers	79	89				•	•	•
	WMZPW20W Pedestal with Drawer for 24" Washer	299	329	•	•				
	WTZPW20D Pedestal with Drawer for 24" Dryer	299	329				•	•	
	WMZPW2XW Washer 24" Pedestal – Pearl Steel	399	439			•			
	WTZPW2XD Dryer 24" Pedestal – Pearl Steel	399	439						•
	WTZ11400UC Stacking Kit with Pull Out Tray	149	169	•			•		
	WTZ20410UC Stacking Kit without Pull Out Tray	49	59	•			•		
	WTZ27510UC 500 Stacking Kit – NO Drawer White	69	79		•			•	
	WTZ27500UC 500 Stacking Kit – w/ Drawer White	199	219		•			•	
	WTZ2751XUC 800 Stacking Kit – NO Drawer Pearl Steel	69	79			•			•
	WTZ2750XUC 800 Stacking Kit – w/ Drawer Pearl Steel	199	219			•			•


ACCESSORIES

This price list supersedes all previous price lists. Prices listed herein do not include applicable state or local taxes.

Model Number	Description	MAP	MSRP	Washers			Dryers		
Accessories for Laundry				WGA14400UC	WGB24600UC	WGB246AXUC	WPA12100UC	WQB245B0UC	WQB245AXUC
	WTZPA20UC Dryer Power Adapter – 4 Prong 240V; NEMA 14-30R to 6-15R	69	79				• ¹	• ¹	• ¹
	WTZPA30US Dryer Power Adapter – 3 Prong 240V; NEMA 10-30R to 6-15R	69	79				• ¹	• ¹	• ¹
	WTZSB30UC Bracket Style Stacking Kit White	49	59	•	•		•	•	
	WTZSB3XUC Bracket Style Stacking Kit Pearl Steel	69	79			•			•

1 Adapter only works with dryers listed in this guide.

This price list supersedes all previous price lists. Prices listed herein do not include applicable state or local taxes.

Model Number	Description	MAP	MSRP
800 Series			
24" Built-In Coffee Machine			
<ul style="list-style-type: none"> • Within Minutes Prepare Espressos, Cappuccinos, Lattes, Macchiato and More • MyFavorites Stores up to 8 of Your Favorite Coffee Preferences • Large TFT Color Touch Screen Interface • Automatic System for Cleaning, Milk Steam Rinsing and Descaling 	<ul style="list-style-type: none"> • AromaPro Provides Constant Pressure for an Enhanced Coffee Experience • Grinding Settings for Dark or Light Coffee • OneTouch DoubleCup Dispenses Two Beverages at the Same Time • Integrated Built-In Sensors Will Alert You When Coffee, Water Level Is Low 	<ul style="list-style-type: none"> • AromaDouble Shot Prepares Extra-Strong Coffee with Less Bitterness • Individual Cup Volume Allows You to Adjust Your Coffee Cup Size • 1 lb. Bean Container • 81 oz. Water Reservoir • Stainless Steel 17 oz. Milk Container • Drip Tray Removable for Cleaning • 120 V 	 <p>BCM8450UC</p>
BCM8450UC	Bosch Built-In Coffee Machine	3,999	4,399

Accessories for Coffee Machine

				BCM8450UC
	HEZCMT3050	30" SS Trim Kit	429	479
				•

For coffee accessories, please see the Cleaners & Accessories Price List.

FREESTANDING RANGES—INDUCTION

This price list supersedes all previous price lists. Prices listed herein do not include applicable state or local taxes.

Model Number	Description	MAP	MSRP
--------------	-------------	-----	------

All Bosch Induction Ranges Include the Following Features:

- Genuine European Convection
- Easy to View Inclined Display
- 8 Cooking Modes
- Sabbath Mode
- Faster than Gas or Electric
- Temperature Probe
- Dampened Hinges Softly Guide the QuietClose Door Shut
- Heavy-Duty Metal Knobs
- One Halogen Light
- Catalytic Clean Cavity
- Kitchen Timer

800 Series

30" Industrial-Style Induction Range

- 4 Induction Zones
- 2 Standard Racks
- Electrical supply: 40 A, 240 V/208 V
- Oven Capacity at 3.9 cu.ft.
- 2,700 W Convection Element

LR: 1,400 W / 2,200 W	RR: 1,850 W / 3,000 W
LF: 2,300 W / 3,700 W	RF: 2,300 W / 3,700 W



HIS8055U

HIS8055U

Stainless Steel

4,899 5,399

36" Industrial-Style Induction Range

- First 36" Bosch Range with the Most Powerful Element of 5,500 W and CombiZone™
- 5 Induction Zones
- Oven Capacity at 3.7 cu.ft.
- 1 Telescopic Rail with Rack
- 1 Standard Rack
- 2,500 W Convection Element
- Electrical supply: 50 A, 240 V/208 V

LR: 1,850 W / 3,000 W	C: 1,850 W / 3,000 W	RR: 1,400 W / 2,200 W
LF: 1,850 W / 3,000 W		RF: 2,300 W / 3,700 W



HIS8655U

HIS8655U

Stainless Steel

6,799 7,499

FREESTANDING RANGES—GAS

This price list supersedes all previous price lists. Prices listed herein do not include applicable state or local taxes.

Model Number	Description	MAP	MSRP
--------------	-------------	-----	------

All Bosch Industrial-Style Gas Ranges Include the Following Features:

- Powerful 18,000 BTU Dual Flame Burner
- 3 Cooking Modes
- 17,000 BTU Bake Burner
- Dishwasher-Safe Grates
- Continuous Grate Design
- Heavy Metal Knobs
- One Halogen Light
- Catalytic Clean Cavity
- Kitchen Timer
- LP Conversion Kit
- Electrical Supply: 15 A, 120 V

800 Series

30" Industrial-Style Gas Range

- 5 Burners
- Oven Capacity at 3.6 cu.ft.
- 2 Standard Racks
- 11,500 BTU Broil Burner

LR: 10,000 BTU (NG)		RR: 5,000 BTU (NG)
LF: 5,000 BTU (NG)	C: 18,000 BTU (NG)	RF: 10,000 BTU (NG)

HGS8055UC

Stainless Steel

3,999 4,399

HGS8045UC

Black Stainless Steel

4,549 5,049



HGS8055UC



HGS8045UC

36" Industrial-Style Gas Range

- 6 Burners Adding More Flexibility to Your Cooking
- Oven Capacity at 3.4 cu.ft.
- 1 Telescopic Rail with Rack
- 1 Standard Rack
- 14,000 BTU Broil Burner

LR: 5,000 BTU (NG)	CR: 10,000 BTU (NG)	RR: 10,000 BTU (NG)
LF: 18,000 BTU (NG)	CF: 10,000 BTU (NG)	RF: 10,000 BTU (NG)

HGS8655UC

Stainless Steel

5,199 5,749

HGS8645UC

Black Stainless Steel

5,899 6,499



HGS8655UC



HGS8645UC

FREESTANDING RANGES—DUAL FUEL

This price list supersedes all previous price lists. Prices listed herein do not include applicable state or local taxes.

Model Number	Description	MAP	MSRP
All Bosch Industrial-Style Dual-Fuel Ranges Include the Following Features:			
• Powerful 18,000 BTU Dual Flame Burner	• 1,700 W Bake Element	• One Halogen Light	
• Genuine European Convection	• 2,900 W Broil Element	• Catalytic Clean Cavity	
• 8 Cooking Modes	• Dishwasher-Safe Grates	• Kitchen Timer	
• Sabbath Mode	• Continuous Grate Design	• LP Conversion Kit	
• Temperature Probe	• Heavy Metal Knobs	• Electrical Supply: 20 A, 240 V/208 V	

800 Series

30" Industrial-Style Dual Fuel Range

- 5 Burners
- 2 Standard Racks
- Oven Capacity at 3.9 cu.ft.
- 2,700 W Convection Element

LR: 10,000 BTU (NG)		RR: 5,000 BTU (NG)
LF: 5,000 BTU (NG)	CR: 18,000 BTU (NG)	RF: 10,000 BTU (NG)



HDS8055U

HDS8055U	Stainless Steel	4,399	4,849
HDS8045U	Black Stainless Steel	4,699	5,199



HDS8045U

36" Industrial-Style Dual Fuel Range

- 6 Burners Adding More Flexibility to Your Cooking
- 1 Telescopic Rail with Rack
- 1 Standard Rack
- Oven Capacity at 3.7 cu.ft.
- 2,500 W Convection Element

LR: 5,000 BTU (NG)	CR: 10,000 BTU (NG)	RR: 10,000 BTU (NG)
LF: 18,000 BTU (NG)	CF: 10,000 BTU (NG)	RF: 10,000 BTU (NG)



HDS8655U

HDS8655U	Stainless Steel	5,999	6,599
HDS8645U	Black Stainless Steel	6,799	7,499



HDS8645U

SLIDE-IN RANGES—INDUCTION

This price list supersedes all previous price lists. Prices listed herein do not include applicable state or local taxes.

Model Number	Description	MAP	MSRP
All Bosch Induction Slide-In Ranges Include the Following Features:			
<ul style="list-style-type: none"> The Bosch Slide-In Range Fits in Any Freestanding Range Cutout Touch Control for Easier Operation of the Oven 2–4 hr Time-Adjustable Self Clean Temperature Probe Extra Large Stainless Steel-Framed Window Star-K Certified 100°–450°F Rear Vent Trim Included Faster than Gas or Electric Easier to Clean and More Efficient Genuine European Convection Fast Preheat™ Electric Supply: 40 A or 50 A. Check with local code requirements 			

500 Series

30" Induction Slide-In Range

- All-In-One Range with 11 Specialized Cooking Modes, with Air Fry
- Sleek Backlit UI Wakes Up With Prompted
- Modern Engraved Straight Handle Design
- Large & Powerful 3,000 W Elements
- Left Front and Left Rear Bridge for added cooking Flexibility
- Up to 3,600 W Power Boost Element
- Self Clean & Steam-assist cleaning modes
- 2 Standard Racks
- 3,000 W Bake Burner
- Large oven capacity at 5.8 cu.ft.
- Storage Drawer
- Sabbath Mode
- 3,400 W Broil Element
- 1,500 W Convection Ring Element



HIF5050MU

LR: 6" @ 3,000 W (SpeedBoost®)	RR: 6" @ 1,800 W (SpeedBoost®)
LF: 9" @ 3,000 W (SpeedBoost®)	RF: 12" @ 3,500 W (SpeedBoost®)

NEW HIF5050MU **Stainless Steel** **2,349 2,599**
Available April 2026

800 Series

30" Induction Slide-In Range

- 11 Specialized Cooking Modes
- One Oven Light
- Large Oven Capacity at 4.6 cu.ft.
- 3 Standard Racks
- Recessed 8-Pass 3,800 W Broil Element
- Powerful 2,400 W 4-Pass Bake Element



HII8057U

LR: 9" @ 2,200 W/3,700 W (SpeedBoost®)	RR: 11" @ 2,600 W/3,700 W (SpeedBoost®)
LF: 6" @ 1,400 W/2,200 W (SpeedBoost®)	RF: 6" @ 1,400 W/2,200 W (SpeedBoost®)

HII8057U **Stainless Steel** **4,149 4,599**
HII8047U **Black Stainless Steel** **4,349 4,799**



HII8047U

SLIDE-IN RANGES—INDUCTION

This price list supersedes all previous price lists. Prices listed herein do not include applicable state or local taxes.			
Model			
Number	Description	MAP	MSRP

Benchmark® Series

30" Induction Slide-In Range

- QuietClose® Door
 - A Full-Extension Telescopic Rack
 - Two Oven Lights
 - Kitchen Timer
- FlexInduction® Cooktop Can Combine Two Cooking Zones into One Continuous Surface
 - PowerMove®
 - PotSense
 - PreciseSelect®
- Large Oven Capacity at 4.6 cu.ft.
 - 1 Telescopic Rack, 2 Standard racks
 - Recessed 8-Pass 3,800 W Broil Element
 - Powerful 2,400 W 4-Pass Bake Element



HIIP057U

LR : 8" x 9" @ 2,200 W/3,600 W (SpeedBoost®)	RR: 11" @ 2,600 W/3,700 W (SpeedBoost®)	Full Zone: 16" x 9" @ 3,300 W/3,600 W (SpeedBoost®)
LF: 8" x 9" @ 2,200 W/3,600 W (SpeedBoost®)	RF: 6" @ 1,400 W/2,200 W (SpeedBoost®)	

HIIP057U	30" Induction Slide-In Range	4,399	4,849
----------	------------------------------	-------	-------

SLIDE-IN RANGES—ELECTRIC

This price list supersedes all previous price lists. Prices listed herein do not include applicable state or local taxes.

Model Number	Description	MAP	MSRP
All Bosch Electric Slide-In Ranges Include the Following Features: <ul style="list-style-type: none"> The Bosch Slide-In Range Fits in Any Freestanding Range Cutout Touch Control for Easier Operation of the Oven Easy to Clean Ceramic Surface Time-Adjustable Self Clean Extra Large Door Window Genuine European Convection Fast Preheat™ Kitchen Timer Sabbath Mode Electric Supply: 40 A or 50 A. Check with local code requirements 			

100 Series

30" Electric Slide-In Range

- All-In-One Range with 9 Specialized Cooking Modes, with Air Fry
- Sleek Backlit UI Wakes Up With Prompted
- Modern Engraved Straight Handle Design
- Large & Powerful 3,000 W Elements
- Flexible 6" 1,200 W Simmer Elements
- Cook with 6", 9", or 12" Elements for Added Cooking Flexibility
- Self Clean & Steam-assist cleaning modes
- 2 Standard Racks
- 3,000 W Bake Burner
- Large oven capacity at 5.8 cu.ft.
- Storage Drawer
- Sabbath Mode
- 3,400 W Broil Element
- 1,500 W Convection Ring Element



HEF1050MU

LR: 6" @ 1,200 W	C: 6" @ 100 W Warming Element	RR: 6" @ 1,200 W
LF: 9" @ 3,000 W		RF: 12" @ 3,000 W

HEF1050MU

Stainless Steel

1,549 1,749

300 Series

30" Electric Slide-In Range

- All-In-One Range with 11 Specialized Cooking Modes, with Air Fry
- Sleek Backlit UI Wakes Up With Prompted
- Modern Engraved Straight Handle Design
- Large & Powerful 3,300 W Elements
- Flexible 6" 1,200 W Simmer Elements
- Cook with 6", 9", or 12" and Ring Elements for Added Cooking Flexibility
- Self Clean & Steam-assist cleaning modes
- 2 Standard Racks
- 3,000 W Bake Burner
- Large oven capacity at 5.8 cu.ft.
- Storage Drawer
- Sabbath Mode
- 3,400 W Broil Element
- 1,500 W Convection Ring Element



HEF3050MU

LR: 6" @ 1,200 W	C: 6" @ 100 W Warming Element	RR: 6" @ 1,200 W
LF: 9"/6" @ 3,300 W		RF: 12"/9" @ 3,000 W

NEW HEF3050MU

Stainless Steel

1,899 2,099

Available January 2026

SLIDE-IN RANGES—ELECTRIC

This price list supersedes all previous price lists. Prices listed herein do not include applicable state or local taxes.

Model Number	Description	MAP	MSRP
800 Series			
30" Electric Slide-In Range			
<ul style="list-style-type: none"> • 2,000 W Convection Ring Element • 400 W Warming Drawer • 100 W Warm Zone • Temperature Conversion for Convection Cooking • 2–4 hr Time-Adjustable Self Clean 		<ul style="list-style-type: none"> • 3 Standard Racks • Star-K Certified 100°–450° F • Rear Vent Trim Included • 2,000 W Convection Ring Element • Heavy-Duty Metal Knobs • 11 Specialized Cooking Modes • Large Oven Capacity at 4.6 cu.ft. • Recessed 8-Pass 3,800 W Broil Element • Powerful 2,400 W 4-Pass Bake Element 	
<div> <div>LR: 6" @ 1,200 W</div> <div>LF: 9"/6" @ 3,000 W/1,400 W</div> </div>		<div> <div>C: 6" @ 100 W Warming Element</div> <div>RR: 6" @ 1,200 W</div> <div>RF: 9.5" @ 3,200 W</div> </div>	
HEI8056U	Stainless Steel	2,599	2,899



HEI8056U

SLIDE-IN RANGES—GAS

This price list supersedes all previous price lists. Prices listed herein do not include applicable state or local taxes.

Model Number	Description	MAP	MSRP
--------------	-------------	-----	------

All Bosch Gas Slide-In Ranges Include the Following Features:

- The Bosch Slide-In Range Fits in Any Freestanding Range Cutout
- Extra Large Door Window
- Touch Control for Easier Operation of the Oven
- Standard Convection
- 5 Burners Add Flexibility to Your Cooking
- Kitchen Timer
- Sabbath Mode
- LP Conversion Kit Included
- Electrical Supply: 15 A

100 Series

30" Gas Slide-In Range

- All-In-One Range with Air Fry
- Sleek Backlit UI Wakes Up When Prompted
- Modern Engraved Straight Handle Design
- Easy To Clean Porcelainized Surface
- 9 Specialized Cooking Modes
- Large 9,200 BTU Center Oval Burner
- 5,000 BTU Rear Simmer Burner
- Powerful 16,000 BTU Front Burner
- 2 Standard Racks
- Rapid Pre-Heat Brings the Oven Cavity to Temp Before You Can Finish Your Prep
- Self Clean & Steam-Assist Cleaning Modes
- Large oven capacity at 5.8 cu.ft.
- 18,000 BTU Hidden Bake Burner
- 13,000 BTU Broil Burner
- Storage Drawer



HGF1050MUC

LR: 5,000 BTU (NG)		RR: 5,000 BTU (NG)
LF: 16,000 BTU (NG)	C: 9,200 BTU (NG)	RF: 12,000 BTU (NG)

HGF1050MUC

Stainless Steel

1,599 1,799

300 Series

30" Gas Slide-In Range

- All-In-One Range with Air Fry
- Sleek Backlit UI Wakes Up When Prompted
- Modern Engraved Straight Handle Design
- Easy To Clean Porcelainized Surface
- 12 Specialized Cooking Modes
- Large 9,200 BTU Center Oval Burner
- 5,000 BTU Rear Simmer Burner
- Powerful 18,000 BTU Front Burner
- 2 Standard Racks
- Rapid Pre-Heat Brings the Oven Cavity to Temp Before You Can Finish Your Prep
- Self Clean & Steam-Assist Cleaning Modes
- Large oven capacity at 5.8 cu.ft.
- 18,000 BTU Hidden Bake Burner
- 13,000 BTU Broil Burner
- Storage Drawer



HGF3050MUC

LR: 5,000 BTU (NG)		RR: 5,000 BTU (NG)
LF: 18,000 BTU (NG)	C: 9,200 BTU (NG)	RF: 12,000 BTU (NG)



NEW HGF3050MUC Stainless Steel

1,999 2,199


Available January 2026

SLIDE-IN RANGES—GAS

This price list supersedes all previous price lists. Prices listed herein do not include applicable state or local taxes.

Model Number	Description	MAP	MSRP	
				800 Series
30" Gas Slide-In Range <ul style="list-style-type: none"> 400 W Warming Drawer Temperature Conversion for Convection Cooking 2–4 hr Time-Adjustable Self Clean 9 Specialized Cooking Modes Star-K Certified 100°–450°F Rear Vent Trim Included Heavy-Duty Metal Knobs Low-Profile Continuous Grate Design Stainless Steel Maintop Powerful 18,000 BTU Center Burner 3 Standard Racks Large Oven Capacity at 4.8 cu.ft. 18,000 BTU Bake Burner 12,500 BTU Broil Burner 				 HG18056UC
LR: 5,000 BTU (NG)		RR: 5,000 BTU (NG)		
LF: 10,000 BTU (NG)	C: 18,000 BTU (NG)	RF: 15,000 BTU (NG)		 HG18046UC
HG18056UC	Stainless Steel	2,899	3,199	
HG18046UC	Black Stainless Steel	3,099	3,449	

Benchmark® Series

30" Gas Slide-In Range <ul style="list-style-type: none"> 400 W Warming Drawer Temperature Conversion for Convection Cooking 2–4 hr Time-Adjustable Self Clean 9 Specialized Cooking Modes QuietClose® Door Star-K Certified 100°–450°F Rear Vent Trim Included Heavy-Duty Metal Knobs Low-Profile Continuous Grate Design Stainless Steel Maintop Temperature Probe A Full-Extension Telescopic Rack Temperature Probe Two Oven Lights Powerful 20,000 BTU Center Dual-Stacked Burner Designed for Faster Boiling and Low Simmer 1 Telescopic Rack, 2 Standard racks Large Oven Capacity at 4.8 cu.ft. 18,000 BTU Bake Burner 12,500 BTU Broil Burner 				 HGIP056UC
LR: 5,000 BTU (NG)		RR: 5,000 BTU (NG)		
LF: 10,000 BTU (NG)	C: 20,000 BTU (NG) Dual-Stacked	RF: 15,000 BTU (NG)		
HGIP056UC	30" Gas Slide-In Range	3,249	3,599	

SLIDE-IN RANGES—DUAL FUEL

This price list supersedes all previous price lists. Prices listed herein do not include applicable state or local taxes.

Model Number	Description	MAP	MSRP
--------------	-------------	-----	------

All Bosch Dual-Fuel Slide-In Ranges Include the Following Features:

- The Bosch Slide-In Range Fits in Any Freestanding Range Cutout
- 400 W Warming Drawer
- Touch Control for Easier Operation of the Oven
- Temperature Conversion for Convection Cooking
- 2–4 hr Time-Adjustable Self Clean
- Extra Large Door Window
- Star-K Certified 100°–450°F
- Rear Vent Trim Included
- Heavy-Duty Metal Knobs
- Low-Profile Continuous Grate Design
- Stainless Steel Maintop
- 11 Specialized Cooking Modes
- 2,000 W Convection Ring Element
- Genuine European Convection
- Temperature Probe
- Fast Preheat™
- 5 Burners Add Flexibility to Your Cooking
- Large Oven Capacity at 4.6 cu.ft.
- Recessed 8-Pass 3,800 W Broil Element
- Powerful 2,400 W 4-Pass Bake Element
- LP Conversion Kit Included
- Electrical Supply: 30 A

800 Series

30" Dual Fuel Slide-In Range

- Powerful 18,000 BTU Center Burner
- Two Oven Lights
- Kitchen Timer
- 3 Standard Racks

LR: 5,000 BTU (NG)		RR: 5,000 BTU (NG)
LF: 10,000 BTU (NG)	C: 18,000 BTU (NG)	RF: 15,000 BTU (NG)



HDI8056U

Stainless Steel

3,299 3,649

HDI8056U

Benchmark® Series

30" Dual Fuel Slide-In Range

- QuietClose® Door
- A Full-Extension Telescopic Rack
- Temperature Probe
- Two Oven Lights
- Kitchen Timer
- Powerful 20,000 BTU Center Dual-Stacked Burner Designed for Faster Boiling and Low Simmer
- 1 Telescopic Rack, 2 Standard racks

LR: 5,000 BTU (NG)		RR: 5,000 BTU (NG)
LF: 10,000 BTU (NG)	C: 20,000 BTU (NG) Dual-Stacked	RF: 15,000 BTU (NG)














HDIP056U

HDIP056U

30" Dual-Fuel Slide-In Range

3,649 4,049

This price list supersedes all previous price lists. Prices listed herein do not include applicable state or local taxes.



Model Number	Description		MAP	MSRP																				
Accessories for Industrial Style Ranges					Induction		Gas				Dual Fuel													
					HIS8055U	30" SS	HIS8655U	36" SS	HGS8055UC	30" SS	HGS8045UC	30" BS	HGS8655UC	36" SS	HGS8645UC	36" BS	HDS8055U	30" SS	HDS8045U	30" BS	HDS8655U	36" SS	HDS8645U	36" BS
	HEZ9GW23UC	Wok Ring for Industrial Style Range	69	79					•	•	•	•	•	•	•	•	•	•	•	•	•	•	•	•
	HEZ8YZ30UC	9" Low Backguard for 30" Industrial Style Range, Black Stainless Steel	229	259						•								•						
	HEZ8YZ36UC	9" Low Backguard for 36" Industrial Style Range, Black Stainless Steel	239	269											•								•	
	HEZ9YZ30UC	9" Low Backguard for 30" Industrial Style Range, Stainless Steel	179	199	•		•										•							
	HEZ9YZ36UC	9" Low Backguard for 36" Industrial Style Range, Stainless Steel	189	209			•				•									•				
	HEZ8ZZ30UC	3" Rear Vent Trim Extension for 30" Industrial Style Range, Black Stainless Steel	139	159						•								•						
	HEZ8ZZ36UC	3" Rear Vent Trim Extension for 36" Industrial Style Range, Black Stainless Steel	139	159											•								•	
	HEZ9ZZ30UC	3" Rear Vent Trim Extension for 30" Industrial Style Range, Stainless Steel	119	139	•		•										•							
	HEZ9ZZ36UC	3" Rear Vent Trim Extension for 36" Industrial Style Range, Stainless Steel	119	139			•				•									•				
	HEZ8YZ04UC	Side Panel Extension Kit for Industrial Style Range, Black Stainless Steel Provides full side coverage extending to rear of range	99	109							•			•				•					•	
	HEZ9YZ04UC	Side Panel Extension Kit for Industrial Style Range, Stainless Steel Provides full side coverage extending to rear of range	89	99	•	•	•				•						•			•				

This price list supersedes all previous price lists. Prices listed herein do not include applicable state or local taxes.

[illegible]

ACCESSORIES

This price list supersedes all previous price lists. Prices listed herein do not include applicable state or local taxes.

Model Number	Description	MAP	MSRP	800 Series Benchmark			
Accessories for Slide-In Ranges				Induction	Electric	Gas	Dual Fuel
	HEZ298102 Wok Ring—Attaches to Grates	69	79			•	
	HEZTR301 Gliding Telescopic Rack	279	309	•	•	•	•
	HEZBS301 4" Low Back Accessory for Radiant and Induction Slide-In Ranges	249	279	•	•		
	HGZBS301 4" Low Back Accessory for Gas Slide-In Ranges	219	249			•	
	HGZIT301 Island Trim Accessory for Use in Gas Range Island Applications	219	249			•	

OVER-THE-RANGE MICROWAVES

This price list supersedes all previous price lists. Prices listed herein do not include applicable state or local taxes.

Model Number	Description	MAP	MSRP
All Bosch Over-the-Range Microwaves Include the Following Features:			
<ul style="list-style-type: none"> • Design-Matched for Use in Combination with Bosch Range or Cooktop • Exclusive Stainless Steel Handle • Easy to Read White LCD Display • Easy to Use Touch Control • Side-Hinged Door Allows Full Access to Microwave Cavity 	<ul style="list-style-type: none"> • Installation for Recirculation or Outside Venting • Reheat Setting • Potato Program • Automatic Defrost • Popcorn Program • Timer with Cook Time and Automatic Shut Off Function 	<ul style="list-style-type: none"> • Convenient Kitchen Timer • Easily Adds 30 Seconds to Cooking Time • 10 Microwave Power Levels • Plugs into Standard 110 V, 3-Prong Outlet 	

100 Series

30" Over-the-Range Microwave

- Stainless Steel Colored Vent Grid
- 1.7 cu.ft. Large Cavity Capacity
- Large 13 5/8" Glass Turntable
- Three-Speed Vent with up to 300 CFM Power
- Two Surface Lights for Bright Cooktop Illumination



HMV1055U

HMV1055U

30" Stainless Steel

629

699

300 Series

30" Over-the-Range Microwave

- Stainless Steel Colored Vent Grid
- 1.7 cu.ft. Large Cavity Capacity
- Large 13 5/8" Glass Turntable
- Three-Speed Vent with up to 300 CFM Power
- Two Surface Lights for Bright Cooktop Illumination



HMV3055U

HMV3055U

30" Stainless Steel

649

749

500 Series

30" Over-the-Range Microwave

- Easy-Clean Stainless Steel Vent Cover
- 2.1 cu.ft. Large Cavity Capacity
- Large 14 3/16" Glass Turntable
- 8 Sensor Programs
- Four-Speed Vent with up to 385 CFM Power
- Two LED Lights for Bright Cooktop Illumination



HMV5053U

HMV5053U



30" Stainless Steel



699


799


OVER-THE-RANGE MICROWAVES/DRAWER MICROWAVES/ BUILT-IN MICROWAVES

This price list supersedes all previous price lists. Prices listed herein do not include applicable state or local taxes.

Model Number	Description	MAP	MSRP	
				800 Series
30" Over-the-Range Convection Microwave				
<ul style="list-style-type: none"> Easy-Clean Stainless Steel Vent Cover 1.9 cu.ft. Large Cavity Capacity Large 14 ³/₁₆" Glass Turntable 8 Sensor Programs Four-Speed Vent with up to 385 CFM Power Two LED Lights for Bright Cooktop Illumination Convection Cooking Full Stainless Steel Cavity 				 HMV8045U
HMV8045U	30" Black Stainless Steel	1,149	1,299	
HMV8054U	30" Stainless Steel	999	1,099	 HMV8054U

				800 Series
24" and 30" Drawer Microwave				
<ul style="list-style-type: none"> New hidden control panel; opens for enhanced visibility Home Connect® allows for remote monitoring and control the drawer microwave with Wi-Fi Connectivity 1.2 cu.ft. overall capacity Microwave Power 950 W 10 Power Levels Opens and Closes through Touch Control Can Be Installed Flush 				 HMD8454UC
HMD8454UC	24" Drawer Microwave	2,099	2,349	
HMD8054UC	30" Drawer Microwave	2,199	2,449	 HMD8454UC

				800 Series
24" Built-in Microwave with Side Swing Door and Trim Kit Accessory in 27" or 30"				
<ul style="list-style-type: none"> Glass touch controls with white display 2.1 cu.ft. overall capacity 16 ¹/₂" Glass Turntable Microwave Power 1,200 W 10 Power Levels Sensor Cooking 				 HMB30155UC w/ HMT5055
HMB30155UC	24" Microwave, Stainless Steel	749	849	
HMT5055	30" Built-In Trim Kit Standard Microwave, Stainless Steel	299	329	

30" Built-In Microwave Touch Control with Drop Down Door				
<ul style="list-style-type: none"> LCD Display and LED Light 1.6 cu.ft. Overall Capacity 14 ¹/₈" Glass Turntable Microwave Power: 950 W 10 Power Levels Sensor Cooking Sensor Reheat No Trim Kit Required Plugs into a Standard 120 V, 3-Prong Outlet 				 HMB50152UC
HMB50152UC	30" Microwave, Stainless Steel	1,549	1,749	

SPEED OVENS

This price list supersedes all previous price lists. Prices listed herein do not include applicable state or local taxes.

Model Number	Description	MAP	MSRP
All Bosch Speed Ovens Include the Following Features:			
• 1.6 cu.ft. Overall Capacity	• 1,000 W Microwave		• Stainless Steel Cooking Interior
• Nine SpeedChef® Cooking Cycles	• 1,750 W Broil Element		• Cut-resistant Metal Turntable and Separate Ceramic Cooking Tray
• Convection Broil and Convection Bake Modes	• 600 W Bake Element		• Multi-Use Oven Rack
• Seven Auto Sensor Microwave Cycles	• 1,700 W Convection Element		• Wall or Under Counter Approved Installation (HMC54151UC cannot be installed under a cooktop)
	• Kitchen Timer and Panel Lock Setting		

500 Series

24" Speed Oven

- Cooks Faster than a Traditional Oven and Can Also Be Used as a Microwave
- Electrical Connection – 120 V NEMA 5-20 3-Prong Plug
- Electric Load – 20 A



HMC54151UC

HMC54151UC	24" 120 V Speed Oven, Stainless Steel	2,099	2,349
-------------------	--	--------------	--------------

800 Series

27" and 30" Speed Ovens

- Cooks Faster than a Traditional Oven and Can Also Be Used as a Microwave
- LCD Display and LED Light
- Electrical Connection – 120 V NEMA 5-20 3-Prong Plug for HMC80152UC; 240 V Direct Wire for HMC80252UC and HMC80242UC
- Electric Load – 20 A



HMC80152UC



HMC80242UC

HMC80252UC	30" 240 V Speed Oven, Stainless Steel	2,549	2,849
HMC80242UC	30" 240 V Speed Oven, Black Stainless Steel	2,599	2,899
HMC80152UC	30" 120 V Speed Oven, Stainless Steel	2,199	2,449

Benchmark® Series

30" Speed Oven Touch Control with TFT Display

- Installs in Horizontal Configuration Paired with 30" Bosch Single Wall Ovens and Warming Drawers
- Electrical Connection: 240 V Direct Wire
- Electric Load – 16 A



HMCP0252UC

HMCP0252UC	30" Stainless Steel	2,749	3,049
-------------------	----------------------------	--------------	--------------

This price list supersedes all previous price lists. Prices listed herein do not include applicable state or local taxes.

Model Number	Description	MAP	MSRP
--------------	-------------	-----	------

All Bosch 500 Series 24" Built-In Ovens Include the Following Features:

- Oven Is Perfect for Kitchens with a Smaller Footprint
- Designed to Be Installed Flush with Your Cabinetry
- Telescopic Extension Rail
- Knob Control
- Halogen Light to Better Monitor Cooking Progress
- Genuine European Convection Ensures Even Cooking and Baking Results on Multiple Racks
- 10 Oven Modes
- Custom Cooking Modes: Pie, Frozen Foods, Defrost, Warm, and Broil Plus
- 8-Pass Broil Element
- The DualClean® System Uses the Cavity Coating and Heat to Burn Off Most Grease
- Timer with Cook Time and Delay Start Function
- Kitchen Timer
- Capacity at 2.8 cu.ft.

500 Series

24" Single Wall Oven, European Convection

HBE5453UC

24" Stainless Steel

2,299 2,549



HBE5453UC

This price list supersedes all previous price lists. Prices listed herein do not include applicable state or local taxes.

Model Number	Description	MAP	MSRP
--------------	-------------	-----	------

All Bosch 500 Series 30" Built-In Ovens Include the Following Features:

- Heavy-Duty Metal Knobs for a Premium Look and Feel
- Compatible with Most Existing Cut-Outs
- Designed to Be Installed Flush with Your Cabinetry
- 2, 3, and 5-Hour Self-Clean Cycles
- Kitchen Timer
- Extra Large Door Window for Easy Monitoring of Cooking Process
- Star-K Certified 100°–450°F
- Large Capacity at 4.6 cu.ft.
- Recessed 12-Pass Broil Element for Increased Capacity and Performance

500 Series

30" Single Wall Ovens, Thermal Cooking

- Thermal Cooking with Bake, Broil, Roast, and Warm
- 5 Oven Modes
- One Oven Light

HBL5351UC

30" Stainless Steel

2,299 2,549



HBL5351UC

30" Single Wall Oven, European Convection

- Genuine European Convection
- 11 Oven Modes
- Custom Cooking Modes: Pizza, Pie, Warm and Proof
- Temperature Conversion for Convection Cooking
- One Oven Light

HBL5451UC

30" Stainless Steel

2,799 3,099



HBL5451UC

30" Single Wall Oven SideOpening Door, European Convection

- SideOpening Door Offers Better Ergonomic Access to the Oven Cavity
- 11 Oven Modes
- Custom Cooking Modes: Pizza, Pie, Warm and Proof
- Temperature Conversion for Convection Cooking
- Two Oven Lights

HBL5455RUC

500 Stainless Steel, Right SideOpening Door

2,999 3,299



HBL5455RUC

HBL5455LUC

500 Stainless Steel, Left SideOpening Door

2,999 3,299



HBL5455LUC

This price list supersedes all previous price lists. Prices listed herein do not include applicable state or local taxes.

Model Number	Description	MAP	MSRP
--------------	-------------	-----	------

500 Series

30" Double Wall Oven, European Convection (Upper Cavity)

- Genuine European Convection in Upper Oven
- 11 Upper Oven Modes
- Custom Cooking Modes Upper Oven: Pizza, Pie, Warm and Proof
- Thermal Cooking with Bake, Broil, Roast and Warm in Lower Oven
- Temperature Conversion for Convection Cooking in Upper Oven
- One Oven Light

HBL5651UC

30" Stainless Steel

3,999 4,399



HBL5651UC

30" Microwave Combination Oven

- Combination Oven Featuring a Microwave and Wall Oven with Stainless Steel Knobs
- 1.6 cu.ft. Capacity Microwave with Drop Down Door and LCD Display
- Genuine European Convection in Lower Oven
- One Oven Light

HBL57M52UC

30" Stainless Steel

4,299 4,749



HBL57M52UC

30" Speed Combination Oven

- Combination Oven Featuring a Speed Oven and Wall Oven with Heavy-Duty Metal Knobs
- The Upper Speed Oven Functions as a Microwave and Convection Oven So You Have Flexible Cooking Options
- Speed Oven: For Additional Details Please Review SKU HMC80152UC page 6-3
- Genuine European Convection in Lower Oven
- One Oven Light

HBL5754UC

30" Stainless Steel

4,999 5,499



HBL5754UC

This price list supersedes all previous price lists. Prices listed herein do not include applicable state or local taxes.

Model Number	Description	MAP	MSRP
All Bosch 800 Series Built-In Ovens Include the Following Features:			
<ul style="list-style-type: none"> • QuietClose® Door • A Full-Extension Telescopic Rack • Designed to Be Installed Flush with Your Cabinetry • Compatible with Most Existing Cut-Outs • 11 Oven Modes • Custom Cooking Modes: Pizza, Pie, Warm and Proof • Genuine European Convection 	<ul style="list-style-type: none"> • Temperature Conversion for Convection Cooking • Touch Control with SteelTouch™ Buttons Makes Operating the Oven Easier • Temperature Probe Takes Guesswork Out of Cooking • Fast Preheat™ Reduces Preheat Time • 2, 3, and 4-Hour Self-Clean Cycles 	<ul style="list-style-type: none"> • Two Oven Lights • Timer with Cook Time and Delay Start Function • Extra Large Door Window for Easy Monitoring of Cooking Process • Star-K Certified 100°–450°F • Large Capacity at 4.6 cu.ft. • Recessed 12-Pass Broil Element for Increased Capacity and Performance 	

800 Series

30" Single Wall Ovens

- Home Connect® Features. Remotely Monitor and Control the Wall Oven with Wi-Fi Connectivity

HBL8443UC

30" Single Wall Oven, Black Stainless Steel

3,499 3,849



HBL8443UC



30" Single Wall Oven

- The Bosch Wall Oven Combines Your Favorite Tools into One Appliance. It's an Air Fryer, Convection Oven, Roaster, Dough Proofer and More
- Air Fry Mode Quickly Cooks Foods to Crisp Perfection without Added Oil
- Home Connect® Features. Remotely Monitor and Control the Wall Oven with Wi-Fi Connectivity

HBL8454UC

30" Single Wall Oven, Stainless Steel with Air Fry

3,399 3,749



HBL8454UC



BUILT-IN OVENS

This price list supersedes all previous price lists. Prices listed herein do not include applicable state or local taxes.

Model Number	Description	MAP	MSRP
--------------	-------------	-----	------

800 Series

30" Double Wall Oven

- 11 Upper Oven Modes
- 5 Lower Oven Modes
- Genuine European Convection in Upper Oven
- Thermal Cooking with Bake, Broil, Roast and Warm in Lower Oven



HBL8651UC



HBL8642UC

HBL8651UC	30" Stainless Steel	4,599	5,099
HBL8642UC	30" Black Stainless Steel	4,799	5,299

30" Microwave Combination Oven

- Home Connect® Features. Remotely Monitor and Control the Lower Wall Oven with Wi-Fi Connectivity
- Combination Oven Featuring a Microwave and Wall Oven with Touch Control
- 1.6 cu.ft. Capacity Microwave with Drop Down Door and LCD Display
- 11 Lower Oven Modes

HBL87M53UC	30" Stainless Steel	4,849	5,349
-------------------	----------------------------	--------------	--------------



HBL87M53UC



This price list supersedes all previous price lists. Prices listed herein do not include applicable state or local taxes.			
Model Number	Description	MAP	MSRP

800 Series

30" Speed Combination Oven

- Home Connect® Features. Remotely Monitor and Control the Lower Wall Oven with Wi-Fi Connectivity
- Combination Oven Featuring a Speed Oven and Wall Oven with Touch Control
- Speed Oven Cooks Faster than a Traditional Oven
- Speed Oven: For Additional Details Please Review SKU HMC80252UC (page 6-3)
- 11 Lower Oven Modes



HBL8753UC



HBL8743UC



HBL8753UC	30" Combo, Stainless Steel	5,799	6,399
HBL8743UC	30" Combo, Black Stainless Steel	5,999	6,599

This price list supersedes all previous price lists. Prices listed herein do not include applicable state or local taxes.

Model Number	Description	MAP	MSRP
All Bosch Benchmark® Series Built-In Ovens Include the Following Features:			
<ul style="list-style-type: none"> • QuietClose® Door Dampened Hinges Softly and Quietly Guide the QuietClose® Door Shut • The Color TFT Control Panel with SteelTouch™ Buttons Is Easy to Use • A Full-Extension Telescopic Rack Offers Safe Access to the Oven Cavity • Designed to Be Installed Flush with Your Cabinetry • Compatible with Most Existing Cut-Outs • 13 Specialized Cooking Modes – Gourmet Cooking Made Easy • Custom Cooking Programs: No-Preheat Frozen Food Mode, Pizza, Pie, Warm and Proof • Genuine European Convection • Temperature Conversion for Convection Cooking • Fast Preheat™ Reduces Preheat Time • 2, 3, and 4-Hour Self-Clean Cycles • EcoChef Mode – Remaining Heat in Cavity Finishes Cooking Process • AutoProbe Takes the Guesswork Out of Cooking • Two Halogen Lights Provide Superior Cavity Illumination • Timer with Cook Time and Delay Start Function • Extra Large Door Window for Easy Monitoring of Cooking Process • Star-K Certified 100°–450°F • Two Separate Time Intervals Can Be Programmed • Large Capacity at 4.6 cu.ft. 			

Benchmark® Series

30" Single Wall Oven SideOpening Door

- SideOpening Door Offers Better Ergonomic Access to the Oven Cavity
- Recessed 12-Pass Broil Element for Increased Capacity and Performance



HBLP451RUC



HBLP451LUC

HBLP451RUC	30" Stainless Steel, Right SideOpening Door	3,899	4,299
HBLP451LUC	30" Stainless Steel, Left SideOpening Door	3,899	4,299

30" Single Wall Oven

- The Bosch Wall Oven Combines Your Favorite Tools into One Appliance. It's an Air Fryer, Convection Oven, Roaster, Dough Proofer and More
- Air Fry Mode Quickly Cooks Foods to Crisp Perfection without Added Oil



HBLP454UC	30" Single Wall Oven, Stainless Steel with Air Fry	3,699	4,099	HBLP454UC
------------------	---	--------------	--------------	------------------

BUILT-IN OVENS

This price list supersedes all previous price lists. Prices listed herein do not include applicable state or local taxes.

Model Number	Description	MAP	MSRP
--------------	-------------	-----	------

Benchmark® Series

30" Double Wall Oven SideOpening Door

- SideOpening Door Offers Better Ergonomic Access to the Oven Cavity
- AutoProbe in the Upper Oven Takes the Guesswork Out of Cooking
- Recessed 12-Pass Broil Element for Increased Capacity and Performance



HBLP651RUC



HBLP651LUC



HBLP651UC

HBLP651RUC	30" Stainless Steel, Right SideOpening Door	5,949	6,549
HBLP651LUC	30" Stainless Steel, Left SideOpening Door	5,949	6,549
HBLP651UC	30" Stainless Steel	5,149	5,699

Benchmark® Series

30" Speed Combination Oven with TFT Display

- Combination Oven Featuring a Speed Oven
- Speed Oven Cooks Faster than a Traditional Oven
- *Speed Oven*: For Additional Details Please Review SKU HMCP0252UC (page 6-3)
- Recessed 12-Pass Broil Element for Increased Capacity and Performance

HBLP752UC	30" Stainless Steel	6,249	6,899
------------------	----------------------------	--------------	--------------



HBLP752UC

WARMING DRAWERS/ACCESSORIES

This price list supersedes all previous price lists. Prices listed herein do not include applicable state or local taxes.

Model Number	Description	MAP	MSRP
--------------	-------------	-----	------

500 Series

30" Warming Drawers


- Keeps Meals Hot and Is Designed to Match the Perfectly Flush Fit of a Bosch Wall or Speed Oven
- 3 Settings to Keep Meals Hot and Ready to Serve
- Installs Vertically under Bosch Wall or Speed Oven
- Matches Bosch Built-In Products
- Install Either Flush or Proud
- 450 W Heating Element Concealed Below Drawer
- Special Dough Proofing Mode
- Sturdy Ball Bearing Telescopic Rails for Smooth Opening
- Star-K Certified
- 1 Hour Automatic Shut Off Function with Adjustable Timer
- 2.2 cu.ft. Large Cavity
- Lower Side Walls Allow Easy Loading and Unloading of Drawer



HWD5051UC

HWD5051UC **30" Stainless Steel** **1,599 1,799**

Accessories for Ovens

			30" Single Wall Ovens	30" Double Wall Ovens
	Ball Bearing Telescopic Rack Ball Bearing Full Extension Telescopic Racks • Adjustable to All Rack Support Levels • Convenient Handling • Easy to Operate • Available as Separate Accessory for Even More Convenience HEZTR301 30" Telescopic Rack	279 309	•	•

This price list supersedes all previous price lists. Prices listed herein do not include applicable state or local taxes.

Model Number	Description	MAP	MSRP
--------------	-------------	-----	------

All Bosch Induction Cooktops Include the Following Features:

- Fast And Efficient, Boil Water Two Times Faster
 - Easy To Clean Premium Glass
- SpeedBoost® Adds a Boost of Power to an Element
 - Precise Temperature Control
- Childproof Panel Lock

500 Series

30" Induction Cooktop

- Home Connect®
- An 11" Heating Element Offers 3,600 W of Power
- PreciseSelect®
 - 30 A Breaker

LR: 9" @ 2,200 W/3,600 W (SpeedBoost®)	RR: 11" @ 2,600 W/3,600 W (SpeedBoost®)
LF: 6" @ 1,400 W/2,200 W (SpeedBoost®)	LF: 6" @ 1,400 W/2,200 W (SpeedBoost®)



NIT5063UC



NIT5063UC	30" Induction, Black, Frameless	2,099	2,349
-----------	---------------------------------	-------	-------

36" Induction Cooktop

- Home Connect®
- Triple-Ring 13" Heating Element Accommodates Multiple-Size Pans with Three Diameter Sizes
- PreciseSelect®
 - 40 A Breaker

LR: 7" @ 1,800 W/3,100 W (SpeedBoost®)	C: 9"/11"/13" @ 2,200 W/3,600 W (SpeedBoost®) 2,600 W/3,600 W (SpeedBoost®) 3,300 W/3,600 W (SpeedBoost®)	RR: 6" @ 1,400 W/2,200 W (SpeedBoost®)
LF: 7" @ 1,800 W/3,100 W (SpeedBoost®)		RF: 9" @ 2,200 W/3,600 W (SpeedBoost®)



NIT5663UC



NIT5663UC	36" Induction, Black, Frameless	2,499	2,749
-----------	---------------------------------	-------	-------

COOKTOPS—INDUCTION

This price list supersedes all previous price lists. Prices listed herein do not include applicable state or local taxes.

Model Number	Description	MAP	MSRP
--------------	-------------	-----	------

800 Series

24" Induction Cooktop

- Home Connect®
- AutoChef®
- An 11" Heating Element Offers 3,600 W of Power
- PreciseSelect®
- Hood Control with Home Connect® Enabled Ventilation
- 30 A Breaker



NIT8461UC

LR: 11" @ 2,600 W/3,600 W (SpeedBoost®)	RR: 7" @ 1,800 W/3,100 W (SpeedBoost®)
	RF: 6" @ 1,400 W/2,200 W (SpeedBoost®)



NIT8461UC

24" Induction, Black, Frameless

1,999 2,199

30" Induction Cooktop

- Home Connect®
- AutoChef®
- An 11" Heating Element Offers 3,600 W of Power
- PreciseSelect®
- Hood Control with Home Connect® Enabled Ventilation
- 30 A Breaker



NIT8061UC

LR: 9" @ 2,200 W/3,600 W (SpeedBoost®)	RR: 11" @ 2,600 W/3,600 W (SpeedBoost®)
LF: 6" @ 1,400 W/2,200 W (SpeedBoost®)	LF: 6" @ 1,400 W/2,200 W (SpeedBoost®)



NIT8061UC

30" Induction, Black, Frameless

2,549 2,849

36" Induction Cooktop

- Home Connect®
- AutoChef®
- Triple-Ring 13" Heating Element Accommodates Multiple-Size Pans with Three Diameter Sizes
- PreciseSelect®
- Hood Control with Home Connect® Enabled Ventilation
- 40 A Breaker



NIT8661UC

LR: 7" @ 1,800 W/3,100 W (SpeedBoost®)	C: 9"/11"/13" @ 2,200 W/3,600 W (SpeedBoost®) 2,600 W/3,600 W (SpeedBoost®) 3,300 W/3,600 W (SpeedBoost®)	RR: 6" @ 1,400 W/2,200 W (SpeedBoost®)
LF: 7" @ 1,800 W/3,100 W (SpeedBoost®)		RF: 9" @ 2,200 W/3,600 W (SpeedBoost®)



NIT8661UC

36" Induction, Black, Frameless


2,999 3,299

This price list supersedes all previous price lists. Prices listed herein do not include applicable state or local taxes.			
Model Number	Description	MAP	MSRP

Benchmark® Series

30" Induction Cooktop

- Home Connect®
 - AutoChef®
 - An 11" Heating Element Offers 3,600 W of Power
- Hood Control Hood Control with Home Connect® Enabled Ventilation
 - FlexInduction® Can Combine Two Cooking Zones into One Continuous Surface
- PowerMove™ Divides FlexInduction® Into 3 Preset Power Level Zones—Simply Move Your Pot to Change the Power Level
 - 30 A Breaker




NITP060UC



NITP060UC	30" Induction, Black, Frameless	2,999	3,299
-----------	---------------------------------	-------	-------

36" Induction Cooktop

- Home Connect®
 - AutoChef®
 - Dual 12" Heating Element with Powerful 3,600 W
- Hood Control with Home Connect® Enabled Ventilation
 - FlexInduction® Can Combine Two Cooking Zones into One Continuous Surface
- PowerMove™ Divides FlexInduction® Into 3 Preset Power Level Zones—Simply Move Your Pot to Change the Power Level
 - 50 A Breaker



NITP660UC



Full Zone: 14" x 8" @ 3,300 W / 3,600 W (SpeedBoost®)	LR: 7" x 8" @ 2,200 W/3,600 W (SpeedBoost®)	C: 12"/9" @ 3,400 W/3,600 W (SpeedBoost®) 2,200 W/3,300 W (SpeedBoost®)	RR: 7" x 8" @ 2,200 W/3,600 W (SpeedBoost®)	Full Zone: 14" x 8" @3,300 W / 3,600 W (SpeedBoost®)
	LF: 7" x 8" @ 2,200 W/3,600 W (SpeedBoost®)		RF: 7" x 8" @ 2,200 W/3,600 W (SpeedBoost®)	

NITP660UC	36" Induction Cooktop, Black, Frameless	3,599	3,999
-----------	---	-------	-------

This price list supersedes all previous price lists. Prices listed herein do not include applicable state or local taxes.

Model Number	Description	MAP	MSRP
--------------	-------------	-----	------

All Bosch Radiant Cooktops Include the Following Features:

- Current and Residual Heat Indication for Each Element
- Easy to Clean Premium Glass
- Dual-Ring Heating Element for Multiple Pan Sizes

500 Series

24" Knob Control, Frameless Design

- 4 Elements
- Knob Controls for Precision Cooking
- 8" Heating Element with Powerful 2,200 W
- 30 A Breaker



NEM5466UC

LR: 8" @ 2,200 W	RR: 6" @ 1,200 W
LF: 6" @ 1,850 W	RF: 7" @ 1,800 W

NEM5466UC

24" Radiant Cooktop

1,099 1,249

30" Knob Control, Frameless Design

- Dual Element for Using Different Pan Sizes
- Precise Temperature Control for Better Results
- 9" Heating Element with Powerful 2,500 W
- 30 A Breaker



NEM5066UC

LR: 7" @ 1,800 W	RR: 6" @ 1,200 W
LF: 7"/5" @ 1,700 W/700 W	RF: 9" @ 2,500 W

NEM5066UC

30" Radiant Cooktop

1,199 1,349

This price list supersedes all previous price lists. Prices listed herein do not include applicable state or local taxes.

Model Number	Description	MAP	MSRP
--------------	-------------	-----	------

800 Series

30" Cooktop, Frameless Design

- PreciseSelect®
- Bridge Element
- Dual Element
- SpeedBoost®
- 2-Level Heat Indicator
- Childproof Panel Lock
- Built-In Timers for Each Element: Doubles as General-Purpose Kitchen Timer
- 40 A Breaker



NET8069UC

LR: 7" @ 1,800 W (400 W Bridge)	C: 9"/6" @ 3,600 W/1,400 W (SpeedBoost®)	
LF: 7" @ 1,800 W		RF: 6" @ 1,200 W

NET8069UC **30" Radiant, Black, Frameless** **1,649 1,849**

36" Cooktop, Frameless Design

- PreciseSelect®
- Bridge Element
- 2 Dual Elements
- SpeedBoost®
- Clean Lock
- 2-Level Heat Indicator
- ChildLock
- Built-In Timers for Each Element: Doubles as General-Purpose Kitchen Timer
- 50 A Breaker



NET8669UC

LR: 7" @ 1,800 W (400 W Bridge)	C: 9"/6" @ 3,600 W/1,400 W (SpeedBoost®)	RR: 6" @ 1,200 W
LF: 7" @ 1,800 W		RF: 8"/5" @ 1,900 W/800 W

NET8669UC **36" Radiant, Black, Frameless** **1,699 1,899**

This price list supersedes all previous price lists. Prices listed herein do not include applicable state or local taxes.

Model Number	Description	MAP	MSRP
--------------	-------------	-----	------

All Bosch Gas Cooktops Include the Following Features:

- Front-Center Controls
- Continuous Cast Iron Grates
- LP Kit Included
- High Efficiency Gas Burners
- FlameSafe thermocouple shuts off gas if flame is extinguished

500 Series
24" Gas Cooktop

- 4 Burners
- 10.3K BTU Max
- Ideal for Kitchens with a Smaller Footprint
- Stainless-Look Metal Knobs
- LED "On" Indicator Light
- Low Profile Stainless Steel Design for Easy Cleaning
- Sealed Burners for Easier Cleanup



NGM5453UC

LR: 6,000 BTU	RR: 10,300 BTU
LF: 6,000 BTU	RF: 3,400 BTU

NGM5453UC
24" Gas Cooktop, 4 Burners, Stainless Steel
1,099 1,249
30" Gas Cooktop

- 5 Burners
- 16K BTU Max
- OptiSim® Burner
- Stainless-Look Metal Knobs
- LED "On" Indicator Light
- Low Profile Stainless Steel Design for Easy Cleaning
- Sealed Burners for Easier Cleanup



NGM5059UC

LR: 6,000 BTU	C: 16,000 BTU	RR: 10,300 BTU
LF: 3,400 BTU		RF: 6,000 BTU

NGM5059UC
30" Gas Cooktop, 5 Burners, Stainless Steel
1,249 1,399
36" Gas Cooktop

- 5 Burners
- 16K BTU Max
- OptiSim® Burner
- Stainless-Look Metal Knobs
- LED "On" Indicator Light
- Low Profile Stainless Steel Design for Easy Cleaning
- Sealed Burners for Easier Cleanup



NGM5659UC

LR: 6,000 BTU	C: 16,000 BTU	RR: 10,300 BTU
LF: 3,400 BTU		RF: 6,000 BTU

NGM5659UC
36" Gas Cooktop, 5 Burners, Stainless Steel
1,399 1,549

This price list supersedes all previous price lists. Prices listed herein do not include applicable state or local taxes.

Model Number	Description	MAP	MSRP
--------------	-------------	-----	------

800 Series

30" Gas Cooktop

- 5 Burners
- FlameSelect® (9 Power Levels)
- 17K BTU Max
- Dual-Ring Power Burner
- OptiSim® Burner
- LED Light Line Knob Illumination
- Dishwasher-Safe Grates
- Residual Heat Indication



NGM8059UC

LR: 6,000 BTU

C: 17,000 BTU

RR: 10,300 BTU

LF: 3,400 BTU

RF: 6,000 BTU

NGM8059UC**30" Gas Cooktop, 5 Burners, Stainless Steel****1,699 1,899**

LR: 5,000 BTU

C: 17,000 BTU

RR: 10,300 BTU

LF: 3,400 BTU

RF: 5,000 BTU



NGM8049UC

NGM8049UC**30" Gas Cooktop, 5 Burners
Black with Black Stainless Knobs****1,799 1,999****36" Gas Cooktop**

- 5 Burners
- FlameSelect® (9 Power Levels)
- 17K BTU Max
- Dual-Ring Power Burner
- OptiSim® Burner
- LED Light Line Knob Illumination
- Dishwasher-Safe Grates
- Residual Heat Indication



NGM8659UC

LR: 6,000 BTU

C: 17,000 BTU

RR: 10,300 BTU

LF: 3,400 BTU

RF: 6,000 BTU

NGM8659UC**36" Gas Cooktop, 5 Burners, Stainless Steel****1,799 1,999**

This price list supersedes all previous price lists. Prices listed herein do not include applicable state or local taxes.

Model Number	Description	MAP	MSRP
--------------	-------------	-----	------

Benchmark® Series
30" Gas Cooktop

- 5 Burners
- FlameSelect® (9 Power Levels)
- 18K BTU Max
- Bosch Exclusive Dual-Ring Power Burner
- OptiSim® Burner
- LED Power Level/Residual Heat Indication Display
- Digital Display Indicating Selected Power Level
- Stainless-Look Metal Knobs
- Dishwasher-safe Grates



NGMP059UC

FlameSelect

LR: 6,000 BTU	C: 18,050 BTU	RR: 10,300 BTU
LF: 3,400 BTU		RF: 6,000 BTU

NGMP059UC

30" Gas Cooktop, 5 Burners, Stainless Steel

2,099 2,349

36" Gas Cooktop

- 5 Burners
- FlameSelect® (9 Power Levels)
- 18K BTU Max
- Bosch Exclusive Dual-Ring Power Burner
- OptiSim® Burner
- LED Power Level/Residual Heat Indication Display
- Digital Display Indicating Selected Power Level
- Stainless-Look Metal Knobs
- Dishwasher-safe Grates



NGMP659UC

FlameSelect

LR: 6,000 BTU	C: 18,050 BTU	RR: 10,300 BTU
LF: 3,400 BTU		RF: 6,000 BTU

NGMP659UC

36" Gas Cooktop, 5 Burners, Stainless Steel

2,199 2,449

ACCESSORIES





This price list supersedes all previous price lists. Prices listed herein do not include applicable state or local taxes.

Model
Number


Description

MAP

MSRP





Accessories for Cooktops					Cooktops				Rangetops	
					Induction	Radiant	Mainline Gas	Benchmark Gas	30"	36"
	HEZ9GW23UC	Industrial-Style Wok Ring for 30" Gas Rangetop	69	79					•	
	Metal Knob Kit HEZ27754	Metal Knobs, Compatible with Mainline and Benchmark Gas Cooktops Set of Five Knobs	119	139			•	•		
	HEZ7YZ30UC	9" Stainless Steel Low Backguard for 30" Gas Rangetop	199	219					•	
	HEZ7YZ36UC	9" Stainless Steel Low Backguard for 36" Gas Rangetop	209	229						•

This price list supersedes all previous price lists. Prices listed herein do not include applicable state or local taxes.

Model Number	Description	MAP	MSRP
800 Series			
36" Gas Rangetop			
<ul style="list-style-type: none"> • 18K BTU Max • Two 18K BTU Dual Flame Ring Burners • Three 12K BTU Large Burners • 5K BTU OptiSim® Simmer Burner 		<ul style="list-style-type: none"> • High Efficiency Burners • Industrial-Style Design • Porcelain Enameled Cooking Surface • Large Metal Control Knobs • Up-Front Centralized Controls 	
<ul style="list-style-type: none"> • Continuous Surface Cast Iron Grates • Dishwasher-Safe Grates • Electronic Ignition • Flame Supervision Device • LP Kit Included 			
		RGM8658UC	
LR: 12,000 BTU	CR: 12,000 BTU	RR: 5,000 BTU	
LF: 18,000 BTU	CF: 12,000 BTU	RF: 18,000 BTU	
RGM8658UC	36" Gas Rangetop, 6 Burners, Stainless Steel	3,899	4,299





UNDER-CABINET HOODS

This price list supersedes all previous price lists. Prices listed herein do not include applicable state or local taxes.

Model Number	Description	MAP	MSRP
300 Series			
30" and 36" Under-Cabinet Hood		 DUH30253UC	
<ul style="list-style-type: none"> 5" Height / 21" Depth Slim-Line Styling 3-Speed Control – Rotary Knobs 300 CFM 	<ul style="list-style-type: none"> 2 LED Lights Dishwasher Safe Aluminum Mesh Filters Ducted or Convertible to Non-Ducted Operation 	<ul style="list-style-type: none"> 7" Round (Vertical) and 3 1/4" x 10" Rectangular (Horizontal) 	
DUH30253UC	30" Stainless Steel, 300 CFM Blower	699	799
DUH36253UC	36" Stainless Steel, 300 CFM Blower	799	899
500 Series			
30" and 36" Under-Cabinet Hood		 DUH50353UC	
<ul style="list-style-type: none"> 5" Height / 21" Depth Slim-Line Styling Touch Control with Backlite LED – 3 Speeds 300 CFM 	<ul style="list-style-type: none"> 2 LED Lights Dishwasher-Safe Aluminum Mesh Filters Ducted or Convertible to Non-Ducted Operation 	<ul style="list-style-type: none"> 7" Round (Vertical) Ducting & 3 1/4" x 10" Rectangular (Horizontal) 	
DUH50353UC	30" Stainless Steel, 300 CFM Blower	899	999
DUH56353UC	36" Stainless Steel, 300 CFM Blower	999	1,099
800 Series			
30" and 36" Professional-Style Under-Cabinet Hood		 DUH80553UC	
<ul style="list-style-type: none"> 11" Height / 23" Depth Professional Styling Touch Control with LED Backlite – 4 Speeds 600 CFM 	<ul style="list-style-type: none"> 2 LED Lights Dishwasher Safe Aluminum Mesh Filters with Stainless Steel Covers Ducted or Convertible to Non-Ducted Operation 	<ul style="list-style-type: none"> Ducting - 8" Round (Vertical) Home Connect® 	
DUH80553UC	30" Stainless Steel, 600 CFM Blower	1,599	1,799
DUH86553UC	36" Stainless Steel, 600 CFM Blower	1,699	1,899
Benchmark Series			
30" and 36" Professional-Style Under-Cabinet Hood		 DUHP0853UC	
<ul style="list-style-type: none"> 18" Height / 23" Depth Professional Styling Touch Controls with LED Backlite – 4 Speeds 800 CFM 	<ul style="list-style-type: none"> 2 LED Lights Dishwasher Safe Aluminum Mesh Filters with Stainless Steel Covers Ducted or Convertible to Non-Ducted Operation 	<ul style="list-style-type: none"> Ducting - 8" Round (Vertical) Home Connect® 	
DUHP0853UC	30" Stainless Steel, 800 CFM Blower	1,799	1,999
DUHP6853UC	36" Stainless Steel, 800 CFM Blower	1,899	2,099

UNDER-CABINET HOOD ACCESSORIES

This price list supersedes all previous price lists. Prices listed herein do not include applicable state or local taxes.

Model Number	Description	MAP	MSRP				
Accessories for Under-Cabinet Hoods				DUH			
				300/500 Series		800/Benchmark	
				30"	36"	30"	36"
	HEZVEUD301 30" 300 Series Recirculation Filter Kit - 2 Pack	69	79	.			
	HEZVEUD361 36" 300 Series Recirculation Filter Kit - 2 Pack	79	89		.		
	HEZVEUD302 30" 800/Benchmark Series Recirculation Filter Kit - 2 Pack	109	119			.	
	HEZVEUD362 36" 800/Benchmark Series Recirculation Filter Kit - 2 Pack	119	139				.

ISLAND HOODS/ACCESSORIES

This price list supersedes all previous price lists. Prices listed herein do not include applicable state or local taxes.

Model Number	Description	MAP	MSRP
--------------	-------------	-----	------

800 Series

Slim Profile Box Canopy Island Hood




- 600 CFM
- Four-Speed Electronic Control with White and Red LCD Display
- Kitchen Timer
- Clean Filter Reminder
- Auto On/Heat Sensor
- Four 20 W Halogen Lights
- Three Anodized Aluminum Mesh Filters with Stainless Steel Bosch Design Covers and Metal Latch
- Vertical Ducting with 8" Round Duct
- Backdraft Damper and Transition Included
- Recirculation Kit Available as an Accessory
- Extension Kit for Ceilings 9' to 11' 6" Available as an Accessory



HIB82651UC

HIB82651UC **42" Island Hood, 600 CFM** **2,499 2,749**

Accessories for Island Hoods

				HIB
				42"
	Island Hood Extension Kit <ul style="list-style-type: none"> • Fits Ceilings From 9' to 11' 6" in Height • Stainless Steel Flue Extensions and Inner Structure Parts Included. 			•
	HCIEXT5UC	Island Hood Extension Kit	539 599	
				•
	HCREC5UC	Box/Pyramid/Glass Canopy Chimney Hood Recirculation Kit	119 139	
				•
	HIREC5UC	Island Hood Recirculation Kit	109 119	

CHIMNEY WALL HOODS

This price list supersedes all previous price lists. Prices listed herein do not include applicable state or local taxes.

Model Number	Description	MAP	MSRP
--------------	-------------	-----	------

All Bosch Chimney Wall Hoods Include the Following Features:

- Kitchen Timer
- Clean Filter Reminder
- Auto On/Heat Sensor
- Anodized Aluminum Mesh Filters
- Vertical Ducting with 8" Round Duct
- Backdraft Damper and Transition Included
- Recirculation Kit Available as an Accessory
- Extension Kit for Ceilings 9'-11' 6" Available as an Accessory

300 Series

ENERGY STAR® Certified Pyramid Canopy Chimney Hood

- 300 CFM
- Three-Speed Electronic Control with White and Red LCD Display
- Two Bright LED Lights

HCP34E52UC	24" Pyramid Canopy Chimney Hood, 300 CFM	1,199	1,349
HCP30E52UC	30" Pyramid Canopy Chimney Hood, 300 CFM	1,349	1,499
HCP36E52UC	36" Pyramid Canopy Chimney Hood, 300 CFM	1,399	1,549



HCP34E52UC

500 Series

Box Canopy Chimney Hood

- 600 CFM
- Four Speed Electronic Control with White and Red LCD Display
- Two 40 W Halogen Lights

HCB50651UC	30" Box Canopy Chimney Hood, 600 CFM	1,699	1,899
HCB56651UC	36" Box Canopy Chimney Hood, 600 CFM	1,799	1,999



HCB50651UC

Pyramid Canopy Chimney Hood

- Home Connect®
- 600 CFM
- Cooktop Hood Control
- Four Speed Electronic Control with White and Red LCD Display
- Two Bright LED Lights

HCP50652UC	30" Pyramid Canopy Chimney Hood, 600 CFM	1,699	1,899
HCP56652UC	36" Pyramid Canopy Chimney Hood, 600 CFM	1,799	1,999



HCP50652UC

800 Series

Pyramid Canopy Chimney Hood

- Black Stainless Steel Guards Against Surface Scratches and Fingerprints
- 600 CFM
- Four Speed Electronic Control with White and Red LCD Display
- Two 40 W Halogen Lights

HCP80641UC	30" Pyramid Chimney, 600 CFM, Black Stainless	1,499	1,649
HCP86641UC	36" Pyramid Chimney, 600 CFM, Black Stainless	1,699	1,899



HCP80641UC

CHIMNEY WALL HOODS/ACCESSORIES

This price list supersedes all previous price lists. Prices listed herein do not include applicable state or local taxes.

Model Number	Description	MAP	MSRP
--------------	-------------	-----	------

Benchmark® Series








Glass Canopy Chimney Hood

- Anodized Aluminum Mesh Filter with Stainless Steel Bosch Design Cover and Metal Latch
- Four Speed Electronic Control with White and Red LCD Display
- Clean Filter Reminder
- Two 40 W Halogen Lights
- 600 CFM



HCG56651UC **36" Glass Canopy Chimney Hood, 600 CFM** **2,299** **2,549** HCG56651UC

Accessories for Chimney Wall Hoods

					HCB/Box	HCP/Pyramid	HCG/Glass Canopy
	Chimney Wall Hood Extension Kit. • Fits Ceilings From 9' to 11' 6" in Height • Stainless Steel Flue Extensions and Inner Structure Parts Included						
	HCBEXT5UC Box Canopy Chimney Hood Extension Kit, Stainless Steel	319	359		•		
	HCGEXT5UC Glass Canopy Chimney Hood Extension Kit	319	359				•
	HCPEXT4UC Pyramid Canopy Chimney Hood Extension Kit, Black Stainless Steel	539	599			•	
	HCPEXT5UC Pyramid Canopy Chimney Hood Extension Kit, Stainless Steel	319	359			•	
	HCIFILTUC Box/Pyramid/Glass Canopy Chimney Hood Filter Kit	119	139		•	•	•
	HCREC5UC Box/Pyramid/Glass Canopy Chimney Hood Recirculation Kit	119	139		•	•	•

PULL-OUT HOODS/ACCESSORIES

This price list supersedes all previous price lists. Prices listed herein do not include applicable state or local taxes.

Model Number	Description	MAP	MSRP
--------------	-------------	-----	------

500 Series

Integrated Stainless Pull-Out Range Hood

- 400 CFM
- Electronic Control with White LCD Display
- Kitchen Timer
- Clean Filter Reminder
- Three Fan Speeds with Intensive Speed
- Two Bright LED Lights
- Two Anodized Aluminum Mesh Filters
- Vertical Ducting with 6" Round Duct
- Backdraft Damper and Transition Included
- Recirculation/Charcoal Kit Available as an Accessory
- 110 V UL Rated with 120 V 3-Prong Plug



HUI54452UC

HUI54452UC **24" Pull-Out Hood, 400 CFM** **999 1,099**

Integrated Stainless Pull-Out Range Hood

- 300 CFM – (30" Width)
- 500 CFM – (36" Width)
- Three Speed Slider Switch Control
- Two 20 W Halogen Lights
- Four Aluminum Mesh Filters
- Removable Stainless Steel Front Visor Panel That Can Be Replaced with a Custom Strip (Not Provided)
- 6" Round Duct
- Vertical and Horizontal Discharge
- 120 V Junction Box Direct Wire
- CFM Reducer Kit Available as Accessory
- Non-Duct Recirculation Kit Available as Accessory (Vent Grate Cover Included with Hood)






HUI56551UC

HUI50351UC **30" Pull-Out Hood, 300 CFM, Stainless Steel** **1,099 1,249**

HUI56551UC **36" Pull-Out Hood, 500 CFM, Stainless Steel** **1,099 1,249**

Accessories for Pull-Out Hoods

			HUI54452UC	HUI50351UC	HUI56551UC
	Recirculation Kit/Charcoal Filter Accessory Kit For HUI50351UC and HUI56551UC Models • Absorbs Odors with High Quality Heavy Duty Charcoal Filters • For Recirculation, Non-Vented Installations HUIF06UC Non-Duct Recirculation Accessory Kit/ Charcoal Filter Accessory Kit 109 119			•	•
	CFM Reducer Accessory Kit For HUI56551UC Model • Reduces CFM to Under 300 • Converts a 6" Round Duct to a 5" Round Duct • Check Your Local Code and Regulations for Make-Up Air Requirements HUIRED56UC CFM Reducer Accessory Kit, Reduces CFM to Under 300 CFM 59 69				•
	Recirculation/Charcoal Kit for HUI54452UC – 24" Pull-Out Hood HVREC5UC Pull-Out Hood Recirculation/ Charcoal Filter Accessory Kit 109 119		•		

This price list supersedes all previous price lists. Prices listed herein do not include applicable state or local taxes.

Model Number	Description	MAP	MSRP
--------------	-------------	-----	------

ALL NEW Bosch Custom Insert Range Hoods Include the Following Features:

- Two LED Lights
- Dishwasher-safe Aluminum Filter
- 15 Amps
- Mesh with Stainless Steel Cover
- 120 V
- Plug Type: Hardwire


300 Series

Custom Insert Range Hood

- 300 CFM
- Home Connect®
- Vertical Ducting with 6" Round Duct
- Touch Control



HUI34253UC

HUI34253UC	24" Custom Insert Hood, 300 CFM	999	1,099	
HUI30253UC	30" Custom Insert Hood, 300 CFM	1,099	1,249	
HUI36253UC	36" Custom Insert Hood, 300 CFM	1,099	1,249	



HUI30253UC



HUI36253UC


800 Series

Custom Insert Range Hood

- 600 CFM
- Home Connect®
- Vertical Ducting with 8" Round Duct
- Touch Control



HUI80553UC

HUI80553UC	30" Custom Insert Hood, 600 CFM	1,399	1,549	
HUI86553UC	36" Custom Insert Hood, 600 CFM	1,499	1,649	



HUI86553UC

CUSTOM INSERT ACCESSORIES

This price list supersedes all previous price lists. Prices listed herein do not include applicable state or local taxes.

Model Number	Description	MAP	MSRP					
Accessories for Custom Insert Range Hoods				HUI34253UC	HUI30253UC	HUI36253UC	HUI80553UC	HUI86553UC
	HUIFIL0UC Charcoal Filter Kit for 30" Custom Inserts HUI30253UC, and HUI80553UC	109	119		•		•	
	HUIFIL46UC Charcoal Filter Kit for 24" Custom Insert HUI34253UC and 36" Custom Inserts HUI36253UC, and HUI86553UC	109	119	•		•		•

DOWNDRAFT/ACCESSORIES

This price list supersedes all previous price lists. Prices listed herein do not include applicable state or local taxes.

Model Number	Description	MAP	MSRP
--------------	-------------	-----	------

800 Series

Downdraft Ventilation

- Design Matched for Use In Combination with Bosch Cooktops
 - 15" Telescopic Chimney Rise
 - Preserves Clean Sight Lines When Not In Use
 - Stainless Steel
 - Six Possible Discharge Connections to Fit Your Kitchen Design Allowing Flexibility to Exhaust At Sides, Front, Rear or Downward (Additional Accessories May Be Required Depending on Installation, See Manual)
 - Sleek Front Panel Conceals Mesh Filters, Giving a Timeless Aesthetic and Acts as a Splatter Guard While Cooking
 - Dishwasher-Safe Aluminum Mesh Filters
 - 3-Speed Control
- May Be Required to Complete the Installation Depending on Exhaust Direction & Blower Chosen:*
- Downdraft Transitions (HDDSTRAN6, HDDSTRAN8, HDDFTRAN6, HDDFTRAN8, HDD2RECTD, HDDSTRAN2 see page 10-10)
 - Recirculation Possible, Accessory Sold Separately (HDDREC5UC see page 10-11)
 - Gas Cooktop Seal Kit Sold Separately (Required For Installation with Gas Cooktops see page 10-11).
- Required to Complete the Installation: Blower Options, Sold Separately*
- 600 CFM Remote (DHR1FZUC), and Inline (DHI1FZUC) Blower



HDD80052UC

HDD80052UC **30" Downdraft, Optional Blower** **1,899 2,099**

HDD86052UC **36" Downdraft, Optional Blower** **1,999 2,199**







NOTE: Transition required and sold separately for all remote and inline blower installations.

Accessories for Downdraft-Blowers

					HDD80052UC	HDD86052UC
	DHG602DUC	600 CFM Flexible Blower for HDD80052UC and HDD86052UC Bosch Downdrafts Only 8" Round Exhaust	799	899	•	•
	DHI1FZUC	600 CFM Inline Blower	799	899	•	•
	DHR1FZUC	600 CFM Remote Blower for HDD80052UC and HDD86052UC Bosch Downdrafts Only 6" Round Exhaust	799	899	•	•
	EXTNCB25W	25-ft Remote & Inline Blower Extension Cable Compatible with Remote Blower DHR1FZUC and Inline Blower DHI1FZUC	See Thermador Price List		•	•
	EXTNSET4	3-pc extension set for Inline and remote blowers For older generation blowers when paired with new generation blowers Compatible with Remote Blower DHR1FZUC and Inline Blower DHI1FZUC	See Thermador Price List		•	•







DOWNDRAFT ACCESSORIES

This price list supersedes all previous price lists. Prices listed herein do not include applicable state or local taxes.

Model Number	Description	MAP	MSRP		
Accessories for Downdraft—Transitions					
The Below Transitions May Be Required to Complete the Installation of HDD80052UC and HDD86052UC Depending on the Discharge Connection Chosen in Combination with the Downdraft Blower Selected (See Installation Manual) • For Use with Inline and Remote Blowers				HDD80052UC	HDD86052UC
	HDD2RECTD 2' Rectangular Duct Rectangular Duct That Is 2' Long x 1 7/8" Deep x 19" Wide Ability to Use as an Extension to Exhaust through a Cabinet or Wall. To Modify Length, Duct May Be Cut. HDDSTRAN6 or HDDSTRAN8 May Be Used to Connect HDD2RECTD to Round Ductwork HDDSTRAN2 Required to Attach Duct to Downdraft Housing	89	99	•	•
	HDDSTRAN2 Transition for Rectangular Duct Required to Attach HDD2RECTD 2' Rectangular Duct to Downdraft Housing	69	79	•	•
	HDDFTRAN6 6" Round Front Plate Front Rough-In Plate for Front Exhaust Applications	79	89	•	•
	HDDFTRAN8 8" Round Front Plate for Downdraft Front Rough-In Plate for Front Exhaust Applications	79	89	•	•
	HDDSTRAN6 6" Side/Rear Transition Rectangular 1 7/8" X 19" Transition to 6" Round for Side and Rear Exhaust Applications	139	159	•	•
	HDDSTRAN8 8" Side/Rear Transition Rectangular 1 7/8" X 19" Transition to 8" Round for Side and Rear Exhaust Applications	139	159	•	•

DOWNDRAFT ACCESSORIES

This price list supersedes all previous price lists. Prices listed herein do not include applicable state or local taxes.

Model Number	Description	MAP	MSRP		
Accessories for Downdraft				HDD80052UC	HDD86052UC
	Downdraft Recirculation Kit <ul style="list-style-type: none"> Enables Non-Ducted Downdraft Installation by Allowing Filtered Air to Re-Enter the Kitchen after Passing Through a Charcoal Filter Includes Recirculation Module, Charcoal Filter and Metal Grill Vent Plate Recirculation Module Works In Wall or Island Applications Mounts to Cabinet Base, Recesses into Toe Kick/Socket Area Fits In Toe-Kick/Socket Heights of 4" or Taller Module and Grill Vent Plate Can Be Placed So Air Does Not Hit Feet Downdraft and Internal Blower Sold Separately To Be Used Only with Bosch Downdrafts and Blowers May Bypass the Need to Supply Make Up Air, Subject to Local Code 				
	HDDREC5UC	Recirculation Kit for Downdraft Replace Filters Every 3-6 Months, Depending on Usage, with HDDFILTUC	479 529	•	•
	HDDFILTUC	Charcoal Filter Replacement for Recirculation Kit for Downdraft	89 99	•	•
	Gas Cooktop Seal Kit <ul style="list-style-type: none"> For Use with 30" HDD80052UC and 36" HDD86052UC Downdrafts Required for Installation with Gas Cooktops Includes Trim Bracket, Seal, and 2 Metal Grills 				
	HDD0RSP	30" Gas Cooktop Seal Kit for Downdraft	89 99	•	•
	HDD6RSP	36" Gas Cooktop Seal Kit for Downdraft	89 99	•	•
	HDDTRIM30S	Trim accessory for 30" downdraft	49 59	•	
	HDDTRIM36S	Trim accessory for 36" downdraft	49 59		•

12029918 5-12

B

B09IB91NSP 1-8
 B18IF905SP 1-9
 B24CB50ESS 1-1
 B24CB80ESB 1-1
 B24CB80ESS 1-1
 B24CB80ESW 1-1
 B30BB130SS 1-10
 B30IB100SP 1-10
 B30IR905SP 1-9
 B33CM10SNS 1-2
 B36BT130NS 1-11
 B36CD10ENS 1-3
 B36CD52SNB 1-5
 B36CD52SNS 1-5
 B36CL80ENS 1-7
 B36CL80SNS 1-7
 B36CL81ENG 1-7
 B36CL81ENW 1-7
 B36CT80SNB 1-6
 B36CT80SNS 1-6
 B36CT81ENS 1-6
 B36FD10ENS 1-3
 B36FD52SNB 1-4
 B36FD52SNS 1-4
 B36HNDL800 1-12
 B36IT100NP 1-11
 BCM8450UC 4-1
 BFL18IF800 1-12
 BFL30IR800 1-12
 BORPLFTR30 1-12
 BORPLFTR55 1-12
 BOSCOMBI10 1-12

D

DHG602DUC 10-9
 DHI1FZUC 10-9
 DHR1FZUC 10-9
 DUH30253UC 10-1
 DUH36253UC 10-1
 DUH50353UC 10-1
 DUH56353UC 10-1
 DUH80553UC 10-1
 DUH86553UC 10-1
 DUHP0853UC 10-1
 DUHP6853UC 10-1

E

EXTNCB25W 10-9
 EXTNSET4 10-9

F

FPETHKT50 1-12
 FPETHRF50 1-12

H

HBE5453UC 7-1
 HBL57M52UC 7-3
 HBL87M53UC 7-5
 HBL5351UC 7-2
 HBL5451UC 7-2
 HBL5455LUC 7-2
 HBL5455RUC 7-2
 HBL5651UC 7-3
 HBL5754UC 7-3
 HBL8443UC 7-4
 HBL8454UC 7-4
 HBL8642UC 7-5
 HBL8651UC 7-5
 HBL8743UC 7-6
 HBL8753UC 7-6
 HBLP451LUC 7-7
 HBLP451RUC 7-7
 HBLP454UC 7-7
 HBLP651LUC 7-8
 HBLP651RUC 7-8
 HBLP752UC 7-8
 HCB50651UC 10-4
 HCB56651UC 10-4
 HCBEXT5UC 10-5
 HCG56651UC 10-5
 HCGEXT5UC 10-5
 HCIEXT5UC 10-3
 HCIFILTUC 10-5
 HCP30E52UC 10-4
 HCP34E52UC 10-4
 HCP36E52UC 10-4
 HCP50652UC 10-4
 HCP56652UC 10-4
 HCP80641UC 10-4
 HCP86641UC 10-4
 HCPEXT4UC 10-5
 HCPEXT5UC 10-5
 HCREC5UC 10-3, 10-5
 HDD0RSP 10-11
 HDD2RECTD 10-10
 HDD6RSP 10-11
 HDD80052UC 10-9
 HDD86052UC 10-9
 HDDFILTUC 10-11
 HDDFTRAN6 10-10
 HDDFTRAN8 10-10
 HDDREC5UC 10-11

HDDSTRAN2 10-10
 HDDSTRAN6 10-10
 HDDSTRAN8 10-10
 HDDTRIM30S 10-11
 HDDTRIM36S 10-11
 HDI8056U 5-10
 HDIP056U 5-10
 HDS8045U 5-3
 HDS8055U 5-3
 HDS8645U 5-3
 HDS8655U 5-3
 HEATKITB82 1-12
 HEF1050MU 5-6
 HEF3050MU 5-6
 HEI8056U 5-7
 HEZ7YZ30UC 8-9
 HEZ7YZ36UC 8-9
 HEZ8LLUC 5-12
 HEZ8TK30UC 5-12
 HEZ8TK36UC 5-12
 HEZ8YZ04UC 5-11
 HEZ8YZ30UC 5-11
 HEZ8YZ36UC 5-11
 HEZ8ZZ30UC 5-11
 HEZ8ZZ36UC 5-11
 HEZ9GW23UC 5-11, 8-9
 HEZ9LLUC 5-12
 HEZ9TK30UC 5-12
 HEZ9TK36UC 5-12
 HEZ9YZ04UC 5-11
 HEZ9YZ30UC 5-11
 HEZ9YZ36UC 5-11
 HEZ9ZZ30UC 5-11
 HEZ9ZZ36UC 5-11
 HEZ27754 8-9
 HEZ298102 5-13
 HEZBS301 5-13
 HEZCMT3050 4-1
 HEZTR301 5-13, 7-9
 HEZVEUD301 10-2
 HEZVEUD302 10-2
 HEZVEUD361 10-2
 HEZVEUD362 10-2
 HGF1050MUC 5-8
 HGF3050MUC 5-8
 HGI8046UC 5-9
 HGI8056UC 5-9
 HGIP056UC 5-9
 HGS8045UC 5-2
 HGS8055UC 5-2
 HGS8645UC 5-2
 HGS8655UC 5-2
 HGZBS301 5-13
 HGZIT301 5-13
 HIB82651UC 10-3

HIF5050MU	5-4	NITP060UC.....	8-3	SMZ4000UC	2-12
HII8047U	5-4	NITP660UC.....	8-3	SMZ5000.....	2-12
HII8057U	5-4			SMZ5003.....	2-12
HIIP057U	5-5	R		SMZCD200UC	2-12
HIREC5UC	10-3	RGM8658UC.....	9-1	SMZEPCC1UC	2-12
HIS8055U	5-1	S		SMZPCJB1UC	2-12
HIS8655U	5-1	SGE53C55UC	2-10	SMZSH1ABUC	2-12
HMB30155UC	6-2	SGV43C53UC	2-10	SPE53C55UC	2-10
HMB50152UC	6-2	SGV78C53UC	2-11	SPE68C75UC	2-11
HMC54151UC	6-3	SGX78C55UC	2-11	SPV68C73UC.....	2-11
HMC80152UC.....	6-3	SGZ1010UC	2-12	SPX68C75UC.....	2-11
HMC80242UC.....	6-3	SHE41CM2N.....	2-1		
HMC80252UC.....	6-3	SHE41CM5N.....	2-1	W	
HMCP0252UC	6-3	SHE41CM6N.....	2-1	WGA14400UC.....	3-1
HMD8054UC	6-2	SHE43C75N.....	2-2	WGB246AXUC	3-2
HMD8454UC	6-2	SHE43DM2N.....	2-2	WGB24600UC	3-1
HMT5055.....	6-2	SHE43DM5N.....	2-2	WMZ20600	3-5
HMV1055U	6-1	SHE43DM6N.....	2-2	WMZPW2XW	3-5
HMV3055U	6-1	SHE53C82N.....	2-3	WMZPW20W.....	3-5
HMV5053U	6-1	SHE53C85N.....	2-3	WPA12100UC	3-3
HMV8045U	6-2	SHE53C86N.....	2-3	WQB245AXUC	3-4
HMV8054U	6-2	SHE53CE5N.....	2-3	WQB245B0UC	3-3
HUI30253UC	10-7	SHP9PCM5N	2-9	WTZ2750XUC	3-5
HUI34253UC	10-7	SHP53EM2N.....	2-3	WTZ2751XUC	3-5
HUI36253UC	10-7	SHP53EM5N.....	2-3	WTZ11400UC	3-5
HUI50351UC	10-6	SHP53EM6N.....	2-3	WTZ20410UC	3-5
HUI54452UC.....	10-6	SHP65DM2N	2-5	WTZ27500UC	3-5
HUI56551UC	10-6	SHP65DM5N	2-5	WTZ27510UC	3-5
HUI80553UC.....	10-7	SHP65DM6N	2-5	WTZPA20UC	3-6
HUI86553UC	10-7	SHP78CM2N.....	2-8	WTZPA30US	3-6
HUIF06UC	10-6	SHP78CM4N.....	2-8	WTZPW2XD	3-5
HUIFIL46UC	10-8	SHP78CM5N.....	2-8	WTZPW20D	3-5
HUIFILT0UC.....	10-8	SHP78CM6N.....	2-8	WTZSB3XUC.....	3-6
HUIRED56UC.....	10-6	SHP78DM5N	2-7	WTZSB30UC.....	3-6
HVREC5UC	10-6	SHP95CM5N.....	2-6		
HWD5051UC	7-9	SHS53CD2N	2-4		
		SHS53CD5N	2-4		
N		SHV9PCM3N.....	2-9		
NEM5066UC	8-4	SHV41DB3N	2-1		
NEM5466UC	8-4	SHV53CM3N.....	2-3		
NET8069UC	8-5	SHV53EM3N	2-3		
NET8669UC.....	8-5	SHV78CM3N.....	2-8		
NGM5059UC	8-6	SHV78DM3N.....	2-7		
NGM5453UC	8-6	SHX9PCM5N	2-9		
NGM5659UC	8-6	SHX53DM5N.....	2-3		
NGM8049UC	8-7	SHX65DM5N.....	2-5		
NGM8059UC	8-7	SHX78CM2N.....	2-8		
NGM8659UC	8-7	SHX78CM4N.....	2-8		
NGMP059UC	8-8	SHX78CM5N.....	2-8		
NGMP659UC	8-8	SHX78CM6N.....	2-8		
NIT5063UC	8-1	SHX78DM5N.....	2-7		
NIT5663UC	8-1	SMZ3IN1UC.....	2-12		
NIT8061UC	8-2	SMZ1008UC	2-12		
NIT8461UC	8-2				
NIT8661UC	8-2				

Invented for life



BOSCH

Bosch Home Appliances

North America Corporate Office

1.800.944.2904

www.bosch-home.com/us

©2025 BSH Home Appliances Corporation. All rights reserved. Bosch is a registered trademark of Robert Bosch GmbH.

All information presented herein is based on data available at the time of printing and is subject to change without notice.

For immediate installation dimensions by fax, use your handset and call 1.775.833.3600. Use Code #8317 for a directory of Bosch products.

20-BSH-0914.2