

Invented for life



BOSCH

Price List

National

Q3 2025



Price List

National

Q3 2025

| | | | |
|-------------------------------|------|--------------------------------|------|
| Refrigeration | 1-1 | Ovens | 7-1 |
| French Door Refrigerator | 1-1 | Built-In Ovens | 7-1 |
| Bottom Freezer | 1-6 | Warming Drawers | 7-9 |
| Built-In Bottom Freezer | 1-8 | Accessories | 7-9 |
| Built-In Single Door | 1-10 | | |
| Accessories | 1-11 | Cooktops | 8-1 |
| | | Induction | 8-1 |
| Dishwashers | 2-1 | Radiant | 8-4 |
| Dishwashers | 2-1 | Gas | 8-6 |
| ADA-Height Dishwashers | 2-9 | Accessories | 8-9 |
| Accessories | 2-11 | | |
| | | Rangetops | 9-1 |
| Laundry | 3-1 | Rangetops | 9-1 |
| Washers | 3-1 | | |
| Dryers | 3-3 | Ventilation | 10-1 |
| Accessories | 3-5 | Under-Cabinet Hoods | 10-1 |
| | | Under-Cabinet Hood Accessories | 10-2 |
| Coffee Machine | 4-1 | Island Hoods/Accessories | 10-3 |
| Built-In | 4-1 | Chimney Wall Hoods | 10-4 |
| | | Chimney Wall Hood Accessories | 10-5 |
| Ranges | 5-1 | Pull-Out Hoods/Accessories | 10-6 |
| Freestanding Ranges—Induction | 5-1 | Custom Inserts | 10-7 |
| Freestanding Ranges—Gas | 5-2 | Custom Insert Accessories | 10-8 |
| Freestanding Ranges—Dual-Fuel | 5-3 | Downdraft/Accessories | 10-9 |
| Slide-in Ranges—Induction | 5-4 | | |
| Slide-In Ranges—Electric | 5-5 | Index | 11-1 |
| Slide-In Ranges—Gas | 5-6 | Index | 11-1 |
| Slide-in Ranges—Dual-Fuel | 5-8 | | |
| Accessories | 5-9 | | |
| | | | |
| Microwaves | 6-1 | | |
| Over-the-Range Microwaves | 6-1 | | |
| Drawer Microwaves | 6-2 | | |
| Built-in Microwaves | 6-3 | | |
| Speed Ovens | 6-4 | | |

FRENCH DOOR REFRIGERATOR

This price list supersedes all previous price lists. Prices listed herein do not include applicable state or local taxes.

| Model Number | Description | MAP | MSRP |
|--------------|-------------|-----|------|
|--------------|-------------|-----|------|

All Bosch Freestanding French Door Refrigerators Include the Following Features:

- Home Connect® Features
- ENERGY STAR® Certified
- SuperCool/SuperFreeze®
- MultiAirFlow® Circulation System
- Adjustable Tempered Glass Shelving
- Full-Width Deli Drawer
- Hidden Hinges
- LED Lighting
- Door Alarm
- UltraClarityPro® Water Filter
- Ice Maker
- Gallon Door Storage Bins
- Star-K Certified

100 Series

36" Freestanding Counter-Depth French Door Refrigerator, External Water and Ice—Stainless Steel

- 21.6 cu.ft.
- 70" Cutout Height
- Anti-Fingerprint Stainless Steel Exterior
- Sleek Recessed Handles
- QuickIce System Makes Up To 8 lbs of Ice Per Day*
- External Ice and Water Dispenser
- Fill Large Cups and Bottles with Ease with One Touch Bottlefill and Extra Large Dispenser Shelf
- Freezer with Two-Tiered Shelving

B36CD10ENS **Stainless Steel, Recessed Handle** **2,799 3,099**



B36CD10ENS



36" Freestanding Standard-Depth French Door Refrigerator, External Water and Ice—Stainless Steel

- 26.0 cu.ft.
- 70" Cutout Height
- Anti-Fingerprint Stainless Steel Exterior
- Sleek Recessed Handles
- QuickIce System Makes Up To 8 lbs of Ice Per Day*
- External Ice and Water Dispenser
- Fill Large Cups and Bottles with Ease with One Touch Bottlefill and Extra Large Dispenser Shelf
- Freezer with Two-Tiered Shelving

B36FD10ENS **Stainless Steel, Recessed Handle** **2,449 2,699**



B36FD10ENS



*Based on single ice maker production rates during a 24-hour period, measured per IEC standards, when the ice bin was removed. Results may vary depending on operating conditions.

FRENCH DOOR REFRIGERATOR

This price list supersedes all previous price lists. Prices listed herein do not include applicable state or local taxes.

| Model Number | Description | MAP | MSRP |
|--------------|-------------|-----|------|
|--------------|-------------|-----|------|

500 Series

36" Freestanding Standard-Depth French Door Refrigerator, External Water and Ice—Stainless Steel

- QuickIce Pro System™ Makes up to 12 lbs. of Ice per Day*
 - 26.0 cu.ft.
 - Standard Depth
 - 70" Cutout Height
- Anti-Fingerprint Stainless Steel Exterior
 - Stainless Steel Back Wall
 - Humidity Controlled Crisper Drawers
 - Adjustable Garage Shelf
- External Ice and Water Dispenser
 - Freezer with Two-Tiered Shelving



| | | | |
|------------|-----------------------------------|-------|-------|
| B36FD52SNS | Stainless Steel, Bar Handle | 3,199 | 3,549 |
| B36FD52SNB | Black Stainless Steel, Bar Handle | 3,499 | 3,849 |

*Based on single ice maker production rates during a 24-hour period, measured per IEC standards, when the ice bin was removed. Results may vary depending on operating conditions.

FRENCH DOOR REFRIGERATOR

This price list supersedes all previous price lists. Prices listed herein do not include applicable state or local taxes.

| Model Number | Description | MAP | MSRP |
|--------------|-------------|-----|------|
|--------------|-------------|-----|------|

500 Series

36" Freestanding Counter-Depth French Door Refrigerator, External Water and Ice— Stainless Steel

- | | | |
|--|---|--|
| <ul style="list-style-type: none"> QuickIce Pro System™ Makes up to 12 lbs. of Ice per Day* 21.6 cu.ft. True Counter Depth 70" Cutout Height | <ul style="list-style-type: none"> Anti-Fingerprint Stainless Steel Exterior Stainless Steel Back Wall Humidity Controlled Crisper Drawers | <ul style="list-style-type: none"> External Ice and Water Dispenser Freezer with Two-Tiered Shelving Extra Ice Bin in Freezer |
|--|---|--|



B36CD52SNS



B36CD52SNB



| | | | |
|-------------------|--|--------------|--------------|
| B36CD52SNS | Stainless Steel, Bar Handle | 3,699 | 4,099 |
| B36CD52SNB | Black Stainless Steel, Bar Handle | 3,799 | 4,199 |

***Based on single ice maker production rates during a 24-hour period, measured per IEC standards, when the ice bin was removed. Results may vary depending on operating conditions.**

FRENCH DOOR REFRIGERATOR

This price list supersedes all previous price lists. Prices listed herein do not include applicable state or local taxes.

| Model Number | Description | MAP | MSRP |
|--------------|-------------|-----|------|
|--------------|-------------|-----|------|

800 Series

36" Freestanding Counter-Depth French Door Refrigerator—Stainless Steel

- | | | |
|--|--|--|
| <ul style="list-style-type: none"> • 20.8 cu.ft. • True Counter Depth • 72" Cutout Height • Dual Compressor and Dual Evaporator • Easy to Clean Stainless Steel | <ul style="list-style-type: none"> • Stainless Steel Back Wall • VitaFreshPro® automatically adjusts temperature and humidity to keep food fresh up to 3x longer* • Two Independently Controlled Temperature and Humidity Crisper Drawers | <ul style="list-style-type: none"> • FlexBar® with shelving accessories • Dual Activated Internal Water Dispenser • Freezer with Three-Tiered Shelving • Ice Scoop |
|--|--|--|



B36CT80SNS

B36CT80SNB

B36CT81ENS



| | | | |
|-------------------|--|--------------|--------------|
| B36CT80SNS | Stainless Steel, Bar Handle | 3,899 | 4,299 |
| B36CT80SNB | Black Stainless Steel, Bar Handle | 4,099 | 4,549 |
| B36CT81ENS | Stainless Steel, Recessed Handle | 3,899 | 4,299 |

***As compared to a Bosch refrigerator without FarmFresh System®. Results may vary among different foods.**

FRENCH DOOR REFRIGERATOR

| This price list supersedes all previous price lists. Prices listed herein do not include applicable state or local taxes. | | | |
|---|-------------|-----|------|
| Model Number | Description | MAP | MSRP |

800 Series

36" Freestanding Counter-Depth French Door Refrigerator–Stainless Steel

- | | | |
|--|---|--|
| <ul style="list-style-type: none"> • 20.5 cu.ft. • True Counter Depth • 72" Cutout Height • Easy to Clean Stainless Steel • Stainless Steel Back Wall | <ul style="list-style-type: none"> • Dual Compressor and Dual Evaporator • VitaFreshPro® automatically adjusts temperature and humidity to keep food fresh up to 3x longer* | <ul style="list-style-type: none"> • FlexBar® with shelving accessories • Dual Activated Internal Water Dispenser • Freezer with Three-Tiered Shelving • Ice Scoop |
|--|---|--|



| | | | |
|-------------------|---|--------------|--------------|
| B36CL80SNS | Stainless Steel, Bar Handle | 3,999 | 4,399 |
| B36CL80ENS | Stainless Steel, Recessed Handle | 3,999 | 4,399 |



36" Freestanding Counter-Depth French Door Refrigerator Refreshment Center

- | | | |
|--|---|--|
| <ul style="list-style-type: none"> • 20.5 cu.ft. • True Counter Depth • 72" Cutout Height • Stainless Steel Back Wall • Dual Compressor and Dual Evaporator | <ul style="list-style-type: none"> • Beverage Drawer Holds up to 17 Standard Wine Bottles or 35 Standard Beverage Cans • Temperature-controlled middle drawer • FlexBar® with Shelving Accessories | <ul style="list-style-type: none"> • Dual Activated Internal Water Dispenser • Freezer with Three-Tiered Shelving • Ice Scoop |
|--|---|--|



| | | | |
|-------------------|--|--------------|--------------|
| B36CL81ENG | Glass on Stainless Steel, Integrated Handle | 5,199 | 5,749 |
| B36CL81ENW | Glass on White, Integrated Handle | 5,199 | 5,749 |



*As compared to a Bosch refrigerator without FarmFresh System®. Results may vary among different foods.

BOTTOM FREEZER

This price list supersedes all previous price lists. Prices listed herein do not include applicable state or local taxes.

| Model Number | Description | MAP | MSRP |
|--------------|-------------|-----|------|
|--------------|-------------|-----|------|

All Bosch Counter-Depth Two Door Bottom Freezer Refrigerators Include the Following Features:

- Counter Depth
- MultiAirFlow® Circulation System
- Reversible Door Swing
- ENERGY STAR® Certified

100 Series

33" Freestanding Counter-Depth Bottom Mount Fridge-Freezer Combination—Stainless Steel

- 17.2 cu.ft.
- SuperCool/SuperFreeze®
- Full-Width Deli Drawer
- Anti-Fingerprint Stainless Steel Exterior
- Adjustable Shelving and Door Bins for Flexible Storage
- Gallon Bin
- LED Lighting
- Ice Maker
- Star-K Certified
- Door Alarm

NEW B33CM10SNS Stainless Steel

2,199 2,449

Available Q4



B33CM10SNS



500 Series

24" Freestanding Counter-Depth Two Door Bottom Freezer Refrigerator—Stainless Steel Door

- 13 cu.ft.
- VitaFresh Plus™ Drawer with Humidity Adjustment
- 3 Freezer Drawers
- 80 7/16" Cutout Height
- LED Lighting Inside
- Ice Cube Tray
- Integrated Handles
- Adjustable Shelving and Door Bins for Flexible Storage
- Home Connect®
- Easy clean stainless steel and glass front exteriors
- Star-K Certified

B24CB50ESS Stainless Steel

3,299 3,649

Note: For model with internal ice maker (B24CB80ES_), see page 1-7.



B24CB50ESS



BOTTOM FREEZER

This price list supersedes all previous price lists. Prices listed herein do not include applicable state or local taxes.

| Model Number | Description | MAP | MSRP |
|--------------|-------------|-----|------|
|--------------|-------------|-----|------|

800 Series

24" Built-In Two Door Bottom Freezer Refrigerator—Custom Panel

- 8.4 cu.ft.
- OptiFlex® Hinge
- VitaFresh®—Technology Provides Stable Temperature and Humidity Controlled Drawer
- Installs True Flush
- Dual Evaporators
- Recessed LED Theater Lighting
- Garage Shelving
- Full Width Shelving
- Spill-Proof Glass Shelves
- Full Extension Drawers
- Electronic Controls
- Removable Freezer Bins
- SuperCool/SuperFreeze®
- CoolPaks
- Economy/Vacation Mode
- Wine Rack
- Door Alarm
- Home Connect®

B09IB91NSP

Custom Panel

3,299 3,649



B09IB91NSP



24" Freestanding Counter-Depth Two Door Bottom Freezer Refrigerator with Ice maker and Internal Water Dispenser

- 13 cu.ft.
- 80 7/16" Cutout Height
- Integrated Handles
- Easy clean stainless steel and glass front exteriors
- VitaFresh Plus™ Drawer with Humidity Adjustment
- LED Lighting Inside
- Adjustable Shelving and Door Bins for Flexible Storage
- 3 Freezer Drawers
- Internal Water Dispenser
- Ice Maker with Pyramid Ice
- UltraClarityPro® Filtered Ice and Water
- Double Ice Bins
- Home Connect®
- Star-K Certified



B24CB80ESS



B24CB80ESW



B24CB80ESB



B24CB80ESS

Stainless Steel

3,599 3,999

B24CB80ESW

White Glass

3,399 3,749

B24CB80ESB

Black Glass

3,399 3,749

BUILT-IN BOTTOM FREEZER

This price list supersedes all previous price lists. Prices listed herein do not include applicable state or local taxes.

| Model Number | Description | MAP | MSRP |
|---|------------------------------------|----------------------------------|------|
| All Bosch Benchmark® Series Bottom Freezer Refrigerators Include the Following Features: | | | |
| • Home Connect® Capability | • MultiAirFlow® Circulation System | • Internal Ice Maker | |
| • ENERGY STAR® Certified | • Carbon Air Filter | • UltraClarityPro® Water Filter | |
| • Installs True Flush or Framed | • SuperCool/SuperFreeze® | • Sabbath/Economy/Vacation Mode | |
| • Sidewall LED Theater Lighting | • Adjustable Shelving | • Dual Compressor and Evaporator | |
| • Touchscreen Control Panel | • Full Extension Drawers | | |
| • OptiFlex® Hinge | • Full Width Deli Drawer | | |

Benchmark® Series

30" Built-In Two Door Bottom Freezer Refrigerator

- 16.0 cu.ft.
- Gallon Door Bins



B30IB905SP



B30BB935SS

B30IB905SP
B30BB935SS

Custom Panel
Stainless Steel

8,599 9,499
9,699 10,699

Pre-Assembled Package includes: Flat Stainless Panels • Bosch Handles

Both Discontinue August



30" Built-In Two Door Bottom Freezer Refrigerator

- 16.0 cu.ft.
- VitaFreshPro® Crisper Drawer Automatically Controls Temperature and Humidity to Keep Food Fresh Up to 3x Longer
- Internal water Dispenser
- Full Color Touchscreen Control Panel
- Stainless Steel Back Wall
- Premium Metal Door Bins with Slip Mats
- Three-Tiered Freezer Storage Drawers



B30IB100SP



B30BB130SS

NEW B30IB100SP
NEW B30BB130SS

Custom Panel
Pre-Assembled Stainless Steel Panel & Handle

8,599 9,499
9,699 10,699

Both Available August



BUILT-IN BOTTOM FREEZER

This price list supersedes all previous price lists. Prices listed herein do not include applicable state or local taxes.

| Model Number | Description | MAP | MSRP |
|--------------|-------------|-----|------|
|--------------|-------------|-----|------|

Benchmark® Series

36" Fully-Integrated French Door Bottom Freezer Refrigerator

- 19.5 cu.ft.
- Gallon Door Bins



B36IT905NP



B36BT935NS

| | | |
|-------------------|------------------------|----------------------|
| B36IT905NP | Custom Panel | 9,299 10,249 |
| B36BT935NS | Stainless Steel | 10,699 11,799 |



Both Discontinue August

36" Fully-Integrated French Door Bottom Freezer Refrigerator

- 19.4 cu.ft.
- Two VitaFreshPro® Crisper Drawers Automatically Controls Temperature and Humidity to Keep Food Fresh Up to 3x Longer
- Internal Water Dispenser
- Full Color Touchscreen Control Panel
- Stainless Steel Back Wall
- Premium Metal Door Bins with Slip Mats
- Adjustable Half-Width Shelves
- Three-Tiered Freezer Storage Drawers



B36IT100NP



B36BT130NS

| | | |
|-----------------------|---|----------------------|
| NEW B36IT100NP | Custom Panel | 9,299 10,249 |
| NEW B36BT130NS | Pre-Assembled Stainless Steel Panel & Handle | 10,699 11,799 |



Both Available August

BUILT-IN SINGLE DOOR

This price list supersedes all previous price lists. Prices listed herein do not include applicable state or local taxes.

| Model Number | Description | MAP | MSRP |
|--------------|-------------|-----|------|
|--------------|-------------|-----|------|

All Bosch Benchmark® Series Single Door Freezers and Refrigerators Include the Following Features:

- Home Connect® Capability
- Installs True Flush or Framed
- MultiAirFlow® Circulation System
- ENERGY STAR® Certified
- All-LED sidewall and theater lighting
- TFT Controls
- Tall Door Built-In Style
- OptiFlex® Hinge

Benchmark® Series

18" Built-In Single Door Freezer—Custom Panel

- 8.6 cu.ft.
- Water Filter
- Internal Ice Maker
- Single Compressor

B18IF905SP

18" Freezer, Custom Panel Single Door

6,499 7,149



B18IF905SP



30" Built-In Single Door Refrigerator—Custom Panel

- 17.2 cu.ft.
- Humidity control drawer
- Full Width Shelving
- Gallon Door Bins
- Full Extension Drawers
- VitaFresh System

B30IR905SP

30" Refrigerator, Custom Panel Single Door

7,599 8,399











B30IR905SP



This price list supersedes all previous price lists. Prices listed herein do not include applicable state or local taxes.

Accessories for Refrigeration




| Accessories for Refrigeration | | | | | FDBM | | | | BF | | SD | | | | | | |
|---|-------------------|--|------------|------------|------------|------------|------------|------------|------------|------------|------------|------------|----------------|------------|------------|------------|------------|
| | | | | | 100 Series | 500 Series | 800 Series | | Benchmark | 800 Series | Benchmark | Benchmark | | | | | |
| | Model Number | Description | MAP | MSRP | B36_D10ENS | B36CD52SN_ | B36FD52SN_ | B36CL80_NS | B36CL81EN_ | B36CT8_SN_ | B36BT_3_NS | B36IT_0_NP | B24CB80ES_ | B30BB_3_SS | B30IB_0_SP | B18IF905SP | B30IR905SP |
|  | BORPLFTR55 | UltraClarityPro® Water Filter | 46 | 59 | • | • | • | • | • | • | • | • | • | • | • | • | • |
|  | BORPLFTR30 | Water Filter | 40 | 49 | | | | | | | | | • ¹ | | | | |
|  | FPETHKT50 | FreshProtect™ Ethylene Filter “Starter” Kit | 19 | 29 | • | • | • | • | • | • | • | • | | | | | |
|  | FPETHRF50 | FreshProtect™ Ethylene Filter “Refill” Kit | 9 | 9 | • | • | • | • | • | • | • | • | | | | | |
|  | BFL18IF800 | 18" Stainless Steel Flat Panel Freezer Door | 450 | 499 | | | | | | | | | | | | • | |
|  | BFL30IR800 | 30" Stainless Steel Flat Panel Freezer Door | 550 | 649 | | | | | | | | | | | | | • |
|  | B36HNDL800 | 36" Handle for Single Door | 100 | 109 | | | | | | | | | | | | • | • |
|  | HEATKITB82 | Heater Kit | 399 | 439 | | | | | | | | | | • | • | • | • |

Please make sure to order HEATKITB82 when installation is less than 6" apart but not connected, or for nontraditional side-by-side combinations without freezer column. A HEATKITB82 is recommended for use with any installation in areas that are subject to extreme humidity.




This price list supersedes all previous price lists. Prices listed herein do not include applicable state or local taxes.

| Model Number | Description | MAP | MSRP |
|--|-------------|-----|------|
| Bosch 100 Series Dishwashers Include the Following Features: | | | |
| <div> <div> Quiet Operation <ul style="list-style-type: none"> • 48 dBA • Multiple Layers of Sound-Absorbing Insulation • EcoSilence™ Dual Brushless Motor System </div> <div> Design <ul style="list-style-type: none"> • PCB/Touch Control • Flush Installation • Time Remaining Display • Self-Latching Door </div> <div> Quality <ul style="list-style-type: none"> • Deeper Stainless Steel Tub • 24/7 AquaStop® Leak Protection • Anti-Finger Print Stainless Steel • Easily Accessible 3-Stage Filtration System </div> <div> Racks <ul style="list-style-type: none"> • 12 Place Setting Capacity • 2 Silverware Baskets </div> <div> Performance <ul style="list-style-type: none"> • Wash System: PrecisionWash® • Drying System: PureDry™ • Wi-Fi Home Connect® features <ul style="list-style-type: none"> • Smart Cycle Guidance • Delay Start, Remote Start, and Cycle Monitoring • Access Additional Cycles, Manuals, and Tips & Tricks • Cycles: <ul style="list-style-type: none"> • 5 on the Control Panel: Heavy, Auto, Normal, Speed60®, Favorite • 3 Additional in Home Connect®: Delicate, Rinse, MachineCare • Options: <ul style="list-style-type: none"> • 3 on the Control Panel: Sanitize, Remote Start, Extra Dry • Up to 4 Additional in Home Connect®: Half Load, Eco • Home Connect® Allows You to Remotely Monitor and Control with Wi-Fi Connectivity </div> </div> | | | |

100 Series

| | | | | | |
|---|----------------------------------|--|-----|---|--|
| Quiet Operation <ul style="list-style-type: none"> • Solid Molded Base to Absorb Noise while Minimizing Vibration | | Racks <ul style="list-style-type: none"> • Manual Adjusting Upper Rack | |  | |
| Design <ul style="list-style-type: none"> • Recessed Handle Design | | Efficiency <ul style="list-style-type: none"> • 269 kWh/yr | |  | |
| SHE41CM5N | Recessed Handle, Stainless Steel | 729 | 849 |  | |
| SHE41CM2N | Recessed Handle, White | 729 | 849 | | |
| SHE41CM6N | Recessed Handle, Black | 729 | 849 | | |



| | | | | | |
|---|--------------|--|-------|---|--|
| Quiet Operation <ul style="list-style-type: none"> • InfoLight® | | Racks <ul style="list-style-type: none"> • Fixed Upper Rack | |  | |
| | | Efficiency <ul style="list-style-type: none"> • 240 kWh/yr • ENERGY STAR® Certified | |   | |
| NEW SHV41DB3N | Custom Panel | 949 | 1,049 | | |




Available July



This price list supersedes all previous price lists. Prices listed herein do not include applicable state or local taxes.











| Model Number | Description | MAP | MSRP |
|--|-------------|-----|------|
| Bosch 300 Series Dishwashers Include the Following Features: | | | |
| <div> <div> Quiet Operation <ul style="list-style-type: none"> Multiple Layers of Sound-Absorbing Insulation EcoSilence™ Dual Brushless Motor System Solid Molded Base to Absorb Noise while Minimizing Vibration </div> <div> Racks <ul style="list-style-type: none"> Standard 3rd Rack 1 Silverware Basket </div> <div> Efficiency <ul style="list-style-type: none"> 269 kWh/yr (except SHE53CE5N is 240 kWh/year & ENERGY STAR® Certified) </div> <div> Performance <ul style="list-style-type: none"> Wi-Fi Home Connect® features <ul style="list-style-type: none"> Smart Cycle Guidance Delay Start, Remote Start, and Cycle Monitoring Access Additional Cycles, Manuals, and Tips & Tricks Cycles: <ul style="list-style-type: none"> 5 on the Control Panel: Heavy, Auto, Normal, Speed60®, Favorite 3 Additional in Home Connect®: Delicate, Rinse, MachineCare Options: <ul style="list-style-type: none"> 3 on the Control Panel: Sanitize, Remote Start, Extra Dry 2 Additional in Home Connect®: Half Load, Eco Home Connect® Allows You to Remotely Monitor and Control with Wi-Fi Connectivity </div> </div> | | | |
| <div> <div> Design <ul style="list-style-type: none"> Touch Controls Flush Installation Self-Latching Door </div> <div> Quality <ul style="list-style-type: none"> Anti-Fingerprint Stainless Steel Deeper Stainless Steel Tub 24/7 AquaStop® Leak Protection System Easily Accessible 3-Stage Filtration System </div> </div> | | | |

300 Series

| | | | | | |
|--|------------------|--|------------|------------|--|
| Quiet Operation <ul style="list-style-type: none"> 48 dBA | | Racks <ul style="list-style-type: none"> 12 Place Setting Capacity | | | |
| Design <ul style="list-style-type: none"> Recessed Handle Design | | | | | |
| NEW | SHE43DM5N | Recessed Handle, Stainless Steel | 899 | 999 |  SHE43DM5N |
| NEW | SHE43DM2N | Recessed Handle, White | 899 | 999 |  SHE43DM2N |
| NEW | SHE43DM6N | Recessed Handle, Black | 899 | 999 |  SHE43DM6N |
| Available July | | | | | |



This price list supersedes all previous price lists. Prices listed herein do not include applicable state or local taxes.

| Model Number | Description | MAP | MSRP | |
|--|---|---|--------------|--|
| | | | | 300 Series |
| Quiet Operation <ul style="list-style-type: none"> • 48 dBA • InfoLight® Design <ul style="list-style-type: none"> • Recessed Handle Design | | Racks <ul style="list-style-type: none"> • 16 Place Setting Capacity • Manual Adjusting Middle Rack • EasyGlide™ • FlexSpace™ Tines • 1 Flip Tine Upper Rack • Flip Tines Lower Rack <ul style="list-style-type: none"> • 1 Fixed (Rear) • 1 Single (Left) • 1 Fixed (Right) | |  SHE43C75N   |
| SHE43C75N | Recessed Handle, Stainless Steel | 799 | 899 | |
| Quiet Operation <ul style="list-style-type: none"> • 46 dBA • InfoLight® | | Racks <ul style="list-style-type: none"> • 16 Place Setting Capacity • EasyGlide® • 3 Step RackMatic® • 1 Flip Tine Upper Rack • Flip Tines Lower Rack <ul style="list-style-type: none"> • 1 Fixed (Rear) • 1 Single (Left) • 1 Fixed (Right) Efficiency <ul style="list-style-type: none"> • 269 kWh/yr (except SHE53CE5N is 240 kWh/year & ENERGY STAR® Certified) | |  SHE53C85N  SHE53C82N  SHE53C86N  SHE53CE5N ²  SHX53DM5N  SHV53CM3N  |
| SHE53C85N¹ | Recessed Handle, Stainless Steel | 1,099 | 1,249 | |
| SHE53C82N¹ | Recessed Handle, White | 1,049 | 1,199 | |
| SHE53C86N¹ | Recessed Handle, Black | 1,049 | 1,199 | |
| SHE53CE5N² | Recessed Handle, Stainless Steel | 1,119 | 1,249 | |
| NEW SHX53DM5N | Bar Handle, Stainless Steel | 1,199 | 1,349 | |
| SHV53CM3N | Custom Panel | 1,199 | 1,349 | |

¹ No InfoLight®

² 240 kWh/year; ENERGY STAR® Certified



This price list supersedes all previous price lists. Prices listed herein do not include applicable state or local taxes.

| Model Number | Description | MAP | MSRP |
|--------------|-------------|-----|------|
|--------------|-------------|-----|------|

300 Series

| | | | | |
|--|---|--|--|--|
| Quiet Operation <ul style="list-style-type: none">• 46 dBA• InfoLight® | Racks <ul style="list-style-type: none">• 16 Place Setting Capacity• 3 Step RackMatic®• FlexSpace™ Tines• 1 Flip Tine Upper Rack• Flip Tines Lower Rack<ul style="list-style-type: none">• 1 Fixed (Rear)• 1 Single (Left)• 1 Fixed (Right) | Performance <ul style="list-style-type: none">• Options:<ul style="list-style-type: none">• 4 Additional in Home Connect®: Half Load, Eco, SpeedPerfect, ExtraScrub | SHS53CD5N | |
| | | | SHS53CD2N | |
| | | | | |
| SHS53CD5N | Scoop Handle, Stainless Steel | 1,149 | 1,299 | |
| SHS53CD2N | Scoop Handle, White | 1,099 | 1,249 | |



This price list supersedes all previous price lists. Prices listed herein do not include applicable state or local taxes.

| Model Number | Description | MAP | MSRP |
|--------------|-------------|-----|------|
|--------------|-------------|-----|------|

All Bosch 500 Series Dishwashers Include the Following Features:

Featuring AutoAir™—which opens the door to let fresh air circulate for 40% drier dishes.*

Quiet Operation

- InfoLight®
- Multiple Layers of Sound-Absorbing Insulation
- EcoSilence™ Dual Brushless Motor System
- Solid Molded Base to Absorb Noise while Minimizing Vibration

Design

- **Pocket Handle Design**
- Touch Controls
- Flush Installation
- Time Remaining Indicator
- Self-Latching Door
- Anti-Fingerprint Stainless Steel

Quality

- Deeper Stainless Steel Tub
- 24/7 AquaStop® Leak Protection System
- Easily Accessible 3-Stage Filtration System

Racks

- 16 Place Setting Capacity
- 3 Step RackMatic®
- **EasyGlide®**
- FlexSpace™ Tines
- **2 Flip Tines Upper Rack**
- Flip Tines Lower Rack
 - 1 Fixed (Rear)
 - 1 Single (Left)
 - 1 Fixed (Right)
- 1 Silverware Basket

Performance

- Wi-Fi Home Connect® features
 - Smart Cycle Guidance
 - Delay Start, Remote Start, and Cycle Monitoring
 - Access Additional Cycles, Manuals, and Tips & Tricks
- Cycles:
 - *Up to 5 on the Control Panel:* Auto, Normal, Speed60®, Favorite
 - *3 Additional in Home Connect®:* (**Delicate**, Rinse, MachineCare)
- Options:
 - *2 on the Control Panel:* Sanitize, Remote Start, Extra Dry
 - *2 Additional in Home Connect®:* Half Load, Eco
- Home Connect® Allows You to Remotely Monitor and Control with Wi-Fi Connectivity

*Based on average drying performance of Bosch Dishwashers with AutoAir™ after seven hours as compared to Bosch Dishwashers with PureDry™.

500 Series

Quiet Operation

- **44 dBA**

Racks

- **Flexible 3rd Rack**
- #### Efficiency
- **240 kWh/yr**
 - **ENERGY STAR® Certified**

Performance

- Wash System: PrecisionWash®
- Drying System: **AutoAir™**
- Cycles:
 - *Additional on the Control Panel:* **Heavy**
- Options:
 - *Additional on the Control Panel:* **AutoAir™**



SHP65CM5N



SHP65CM2N



SHP65CM6N



SHX65CM5N








| | | | |
|------------------|---------------------------------------|--------------|--------------|
| SHP65CM5N | Pocket Handle, Stainless Steel | 1,249 | 1,399 |
| SHP65CM2N | Pocket Handle, White | 1,249 | 1,399 |
| SHP65CM6N | Pocket Handle, Black | 1,249 | 1,399 |
| SHX65CM5N | Bar Handle, Stainless Steel | 1,299 | 1,449 |

All Discontinue September. Call for Availability.



DISHWASHERS

This price list supersedes all previous price lists. Prices listed herein do not include applicable state or local taxes.

| Model Number | Description | MAP | MSRP | |
|---|--------------------------------|---|-------|---|
| 500 Series | | | | |
| Quiet Operation <ul style="list-style-type: none"> • 44 dBA | | Racks <ul style="list-style-type: none"> • Flexible 3rd Rack Efficiency <ul style="list-style-type: none"> • 240 kWh/yr • ENERGY STAR® Certified | | Performance <ul style="list-style-type: none"> • Wash System: ZoneWash® • Drying System: AutoAir™ • Cycles: <ul style="list-style-type: none"> • 5 on the Control Panel: Deep Clean • Options: <ul style="list-style-type: none"> • Additional on the Control Panel: AutoAir™ • 1 Additional in Home Connect®: ZoneWash® |
| | | | |  SHX65DM5N |
| | | | |  SHP65DM5N |
| | | | |  SHP65DM2N |
| | | | |  SHP65DM6N |
| | | | |  SHX65DM5N |
| NEW SHP65DM5N | Pocket Handle, Stainless Steel | 1,249 | 1,399 | |
| NEW SHP65DM2N | Pocket Handle, White | 1,249 | 1,399 | |
| NEW SHP65DM6N | Pocket Handle, Black | 1,249 | 1,399 | |
| NEW SHX65DM5N | Bar Handle, Stainless Steel | 1,299 | 1,449 | |
| Quiet Operation <ul style="list-style-type: none"> • 38 dBA | | Racks <ul style="list-style-type: none"> • Standard 3rd Rack Efficiency <ul style="list-style-type: none"> • 269 kWh/yr | | Performance <ul style="list-style-type: none"> • Wash System: PrecisionWash® • Drying System: PureDry™ • Options: <ul style="list-style-type: none"> • Additional on the Control Panel: PureDry™ |
| | | | |  SHP95CM5N |
| | | | |  |
| SHP95CM5N | Pocket Handle, Stainless Steel | 1,349 | 1,499 | |



This price list supersedes all previous price lists. Prices listed herein do not include applicable state or local taxes.

| Model Number | Description | MAP | MSRP |
|--------------|-------------|-----|------|
|--------------|-------------|-----|------|

Bosch 800 Series Dishwashers Include the Following Features:

Featuring CrystalDry™—a patented drying technology that transforms moisture into heat to get dishes, including plastics, 60% drier.*

Quiet Operation

- **42 dBA**
- InfoLight®
- Multiple Layers of Sound-Absorbing Insulation
- EcoSilence™ Dual Brushless Motor System
- Solid Molded Base to Absorb Noise while Minimizing Vibration

Design

- Anti-Fingerprint Stainless Steel
- Flush Installation
- Touch Controls
- Time Remaining Display
- Self-Latching Door

Quality

- Deeper Stainless Steel Tub
- 24/7 AquaStop® Leak Protection System
- Easily Accessible 3-Stage Filtration System

Racks

- 16 Place Setting Capacity
- **EasyGlide®**
- FlexSpace™ Tines
- **Flexible 3rd Rack**
- 3 Step RackMatic®
- Flip Tines Lower Rack
 - 1 Fixed (Rear)
 - 1 Single (Left)
 - 1 Fixed (Right)
- 1 Silverware Basket

Efficiency

- **240 KWh/yr**
- **ENERGY STAR® Certified**

Performance

- **Wash System:** PrecisionWash®
- **Drying System:** **CrystalDry™**
- Wi-Fi Home Connect® features
 - Smart Cycle Guidance
 - Delay Start, Remote Start, and Cycle Monitoring
 - Access Additional Cycles, Manuals, and Tips & Tricks
- **Cycles:**
 - **5 on the Control Panel:** Heavy, Auto, Normal, Speed60®, Favorite
 - **3 Additional in Home Connect®:** Delicate, Rinse, MachineCare
- **Options:**
 - **3 on the Control Panel:** Sanitize, Remote Start, **CrystalDry™**
 - **2 Additional in Home Connect®:** Half Load, Eco
- Home Connect® Allows You to Remotely Monitor and Control with Wi-Fi Connectivity

*Based on aggregate average drying performance of Bosch Dishwashers with CrystalDry™ on combined household load including plastics, glass, steel, and porcelain as compared to Bosch Dishwashers with PureDry™. Drying performance may vary by dish type.

800 Series

SHP78DM5N Pocket Handle, Stainless Steel

1,399 1,549



SHP78DM5N

SHX78DM5N Bar Handle, Stainless Steel

1,449 1,599



SHX78DM5N

SHV78DM3N Custom Panel

1,449 1,599












SHV78DM3N



*Based on aggregate average drying performance of Bosch Dishwashers with CrystalDry™ on combined household load including plastics, glass, steel, and porcelain as compared to Bosch Dishwashers with PureDry™. Drying performance may vary by dish type.

DISHWASHERS

This price list supersedes all previous price lists. Prices listed herein do not include applicable state or local taxes.

| Model Number | Description | MAP | MSRP | |
|---|--------------------------------------|---|-------|--|
| | | | | 800 Series |
| Racks • 2 Flip Tines Upper Rack | | Performance • Wash System: PowerControl™ with PrecisionWash® | |  SHP78CM5N |
| SHP78CM5N ¹ | Pocket Handle, Stainless Steel | 1,499 | 1,649 |  SHP78CM2N |
| SHP78CM2N ¹ | Pocket Handle, White | 1,499 | 1,649 |  SHP78CM6N |
| SHP78CM6N ¹ | Pocket Handle, Black | 1,499 | 1,649 |  SHP78CM4N |
| SHP78CM4N ¹ | Pocket Handle, Black Stainless Steel | 1,549 | 1,749 |  SHX78CM5N |
| SHX78CM5N | Bar Handle, Stainless Steel | 1,549 | 1,749 |  SHX78CM2N |
| SHX78CM2N | Bar Handle, White | 1,549 | 1,749 |  SHX78CM6N |
| SHX78CM6N | Bar Handle, Black | 1,549 | 1,749 |  SHX78CM4N |
| SHX78CM4N | Bar Handle, Black Stainless Steel | 1,599 | 1,799 |  SHV78CM3N |
| SHV78CM3N | Custom Panel | 1,549 | 1,749 | |



¹ No InfoLight®



This price list supersedes all previous price lists. Prices listed herein do not include applicable state or local taxes.

| Model Number | Description | MAP | MSRP |
|--|-------------|-----|------|
| Bosch Benchmark® Series dishwashers include the following features: | | | |
| Featuring the New PowerControl™ Wash System plus CrystalDry™—the industry's most advanced clean meets the ultimate dry. | | | |
| <div> <div> Quiet Operation <ul style="list-style-type: none"> • 38 dBA • Multiple Layers of Sound-Absorbing Insulation • EcoSilence™ Dual Brushless Motor System • Solid Molded Base to Absorb Noise while Minimizing Vibration • TimeLight® </div> <div> Design <ul style="list-style-type: none"> • Anti-Fingerprint Stainless Steel • Flush Installation • Touch Controls • Touch Screen Display • Time Remaining Display • Self Latching Door </div> <div> Quality: <ul style="list-style-type: none"> • Water Softener • Corrugated Shaped Filter • Deeper Stainless Steel Tub • 24/7 AquaStop® Leak Protection System • Easily Accessible 3-Stage Filtration System </div> <div> Racks <ul style="list-style-type: none"> • 16 Place Setting Capacity • EasyGlide® Plus • Flexible 3rd Rack • 3 Step RackMatic® • 2 Flip Tines Upper Rack • FlexSpace™ Plus • Flip Tines Lower Rack <ul style="list-style-type: none"> • 1 Double (Rear) • 1 Single (Left) • 1 Wide (Right) • 1 Silverware Basket </div> <div> Efficiency <ul style="list-style-type: none"> • 240 kWh/yr • ENERGY STAR® Certified </div> <div> Performance <ul style="list-style-type: none"> • Wash System: PowerControl™ with PrecisionWash® • Drying System: CrystalDry™ • Wi-Fi Home Connect® features <ul style="list-style-type: none"> • Smart Cycle Guidance • Delay Start, Remote Start, and Cycle Monitoring • Access Additional Cycles, Manuals, and Tips & Tricks • Cycles: <ul style="list-style-type: none"> • 5 on the Control Panel: Heavy, Auto, Normal, Speed60®, Favorite • 4 Additional in Home Connect®: Express, Rinse, Glass, MachineCare • Options: <ul style="list-style-type: none"> • 3 on the Control Panel: Sanitize, Remote Start, CrystalDry™ • 4 Additional in Home Connect® Half Load, SpeedPerfect, ExtraScrub, Eco • Home Connect® Allows You to Remotely Monitor and Control with Wi-Fi Connectivity </div> </div> | | | |

Benchmark® Series

SHP9PCM5N¹ Pocket Handle, Stainless Steel

1,999 2,199



SHP9PCM5N

SHX9PCM5N² Bar Handle, Stainless Steel

1,999 2,199



SHX9PCM5N

SHV9PCM3N² Custom Panel

1,999 2,199



SHV9PCM3N



¹ No TimeLight®

² 39 dBA

ADA-HEIGHT DISHWASHERS

This price list supersedes all previous price lists. Prices listed herein do not include applicable state or local taxes.

| Model Number | Description | MAP | MSRP |
|---|-------------|-----|------|
| Bosch ADA-Height Dishwashers Include the Following Features: | | | |
| <div> <div> Design <ul style="list-style-type: none"> Time Remaining Display ADA Compliant Height (32" Tall) </div> <div> Racks <ul style="list-style-type: none"> RackMatic® Flexible Silverware Basket </div> <div> Quality <ul style="list-style-type: none"> Full Stainless Steel Tub 24/7 AquaStop® Plus Easily Accessible 3-Stage Filtration System </div> <div> Efficiency <ul style="list-style-type: none"> ENERGY STAR® Certified </div> <div> Performance <ul style="list-style-type: none"> Up to Seven Wash Cycles: Heavy, Auto, Normal, Favorite, Rinse Six Options: Delicate, Extra Dry, Sanitize, 24H Delay Start, MachineCare, Remote Start Home Connect® Allows You to Remotely Monitor and Control with Wi-Fi Connectivity </div> </div> | | | |

300 Series EuroTub/ADA-Height 18" and 24"

Quiet Operation

- 46 dBA

Racks

- 10 Place Setting Capacity (18" Width)
- Standard 3rd Rack

Quality

- Made in Poland

Efficiency

- 240 kWh/yr



SPE53C55UC



SPE53C55UC

18" Recessed Handle, Stainless Steel

1,099 1,249

Quiet Operation

- 48 dBA

Design

- Toe Panel Color: Stainless Steel

Racks

- 13 Place Setting Capacity

Quality

- Made in Germany
- Water Softener

Efficiency

- 240 kWh/yr



SGV43C53UC



SGV43C53UC

24" Fully Integrated – Requires Custom Panel

1,099 1,249

Quiet Operation

- 46 dBA

Design

- Toe Panel Color: Stainless Steel

Racks

- 14 Place Setting Capacity

Quality

- Made in Germany
- Water Softener

Efficiency

- 240 kWh/yr



SGE53C55UC



SGE53C55UC










24" Recessed Handle, Stainless Steel

1,099 1,249



ADA-HEIGHT DISHWASHERS












This price list supersedes all previous price lists. Prices listed herein do not include applicable state or local taxes.

| Model Number | Description | MAP | MSRP | |
|---|---|--|--------------|--|
| 800 Series EuroTub/ADA-Height 18" and 24" | | | | |
| Quiet Operation <ul style="list-style-type: none"> • 44 dBA • InfoLight® | | Racks <ul style="list-style-type: none"> • 10 Place Setting Capacity • Standard 3rd Rack Quality <ul style="list-style-type: none"> • Made in Poland • Vase Holder and Small Item Clips Efficiency <ul style="list-style-type: none"> • 240 kWh/yr | | Performance <ul style="list-style-type: none"> • <i>Drying System:</i> CrystalDry™ • <i>Additional Wash Cycles:</i> Delicate, Express |
| | | | |  SPE68C75UC |
| | | | |  SPX68C75UC |
| | | | |  SPV68C73UC |
| SPE68C75UC¹ | 18" Recessed Handle, Stainless Steel | 1,399 | 1,549 | |
| SPX68C75UC | 18" Bar Handle, Stainless Steel | 1,449 | 1,599 |   |
| SPV68C73UC | 18" Fully Integrated – Requires Custom Panel | 1,449 | 1,599 | |
| Quiet Operation <ul style="list-style-type: none"> • 42 dBA | | Racks <ul style="list-style-type: none"> • 15 Place Setting Capacity Quality <ul style="list-style-type: none"> • Made in Germany • Water Softener • Vase Holder and Small Item Clips Efficiency <ul style="list-style-type: none"> • 240 kWh/yr | | Performance <ul style="list-style-type: none"> • <i>Drying System:</i> CrystalDry™ |
| | | | |  SGX78C55UC |
| | | | |  SGV78C53UC |
| | | | |   |
| SGX78C55UC | 24" Bar Handle, Stainless Steel | 1,399 | 1,549 | |
| SGV78C53UC | 24" Fully Integrated – Requires Custom Panel | 1,399 | 1,549 | |

¹ No InfoLight®



This price list supersedes all previous price lists. Prices listed herein do not include applicable state or local taxes.

| Model Number | Description | MAP | MSRP | 100 Series | 100 Series Plus | 100 Series Premium | 300 Series | 500 Series | 800 Series | Benchmark | All ADA Models |
|---|---|-----|------|------------|-----------------|--------------------|------------|------------|------------|-----------|----------------|
| Accessories for Dishwashers | | | | | | | | | | | |
|  | SGZ1010UC Dishwasher Drain Hose Extension 76¾" | 18 | 19 | • | • | • | • | • | • | • | • |
|  | SGZ1052UC Dishwasher Accessory Kit with Extra Tall Item Sprinkler, Vase/Bottle Holder, 3 Plastic Item Clips and Small Item Basket | 19 | 29 | • | • | | | | | | |
|  | SMZ1008UC Bosch Dishwasher Bar Handle, Stainless Steel, July 2023 Style | 59 | 69 | | • | • | • | • | • | • | • ¹ |
|  | SMZ4000UC Flexible Silverware Basket | 25 | 29 | • | • | • | • | • | • | • | |
|  | SMZ5000 Dishwasher Accessory Kit with Extra Tall Item Sprinkler, Vase/Bottle Holder, 3 Plastic Item Clips and Small Item Basket | 19 | 29 | • | • | • | • | • | • | • | • |
|  | SMZ5003 18" Dishwasher Accessory Hinge for 4" Toekick Height Installation | 150 | 169 | | | | | | | | • ² |
|  | SMZCD200UC Flexible 3rd Rack | 49 | 59 | | | • | • | • | • | • | • ³ |
|  | SMZEPCC1UC Power Cord Clips + Edge Protector Kit Edge Protector Is for Dishwasher Installations through Metal Cabinetry, for Water/drain/electrical Lines | 5 | 9 | • | • | • | • | • | • | • | • |
|  | SMZ3IN1UC Dish Junction Box and Supply Hose Kit | 49 | 59 | • | • | • | • | • | • | • | • |
|  | SMZPCJB1UC Junction Box Kit (alternate to the 3-Prong Power Cord Kit) | 20 | 29 | • | • | • | • | • | • | • | • |
|  | SMZSH1ABUC Bosch Dishwasher Water Supply Hose | 39 | 49 | • | • | • | • | • | • | • | • |

1 For 24" Only.

2 For 18" Only

3 For 24" Only.



This price list supersedes all previous price lists. Prices listed herein do not include applicable state or local taxes.

| Model Number | Description | MAP | MSRP |
|---|--|-----|---|
| All Bosch Washers Include the Following Features: | | | |
| • SpeedPerfect® Delivers a Faster Wash, Perfect for Small Loads | • ENERGY STAR® Certified | | • Installation: Stackable, Side-by-Side, Under Counter or Pedestal Option |
| • EcoSilence™ BLDC Motor for Quieter Operation | • Improved Energy Efficiency and Performance | | • 208–240 V |
| • Wave Profiled Stainless Steel Drum | • Child Lock | | • Plug type 240V; NEMA 6-15 (3 prong) |
| • Anti-Vibration Circular Side Walls | • Signal | | |
| | • Internal Water Heater | | |

300 Series

24" Compact Washer

Design

- White Exterior with White Dial and White Door Ring
- Updated Door Design with Bosch Magneto
- Touch Control Display
- Large 2.2 cu.ft. Capacity
- Spin Speed up to 1400 RPM
- Clear See-Through Window
- Matching Dryer WPA12100UC

Quality

- Energy Consumption 84 kWh/year

Silence Level

- Washing/Spinning 52/72 dBA

15 Individually-Tailored Washing Programs

- Cotton Normal, Cotton Light Soil, Permanent Press, Permanent Press Heavy Soil, Permanent Press Light Soil, Jeans, Quick Wash 30 min.,

Heavy Duty, Delicates, Hand wash/Wool, Allergen, Towels, Drum Clean, Drain, Rinse/Spin

6 Options

- SpeedPerfect®, Temperature, Finish In, Extra Rinse, Prewash, Spin Speed
- Plugs into Wall Receptacle or Dryer Adapter (provided with each dryer)
- Hose Length: 48"



WGA14400UC



WGA14400UC

24" White Cabinet with White Dial and White Door Ring

1,349 1,499

500 Series

24" Compact Washer

Home Connect® Features

- App Allows You to Operate Washer from Anywhere in the Home While Connected
- Easy Start Option for Your Wash Cycle
- Energy Management Information

Design

- White Exterior with Chrome Door Ring
- Updated Touch Control Display
- New, Larger 2.4 cu.ft. Capacity
- Spin Speed up to 1600 RPM

- Tinted Glass Window with Bosch Magneto
- Matching Dryer WQB245B0UC

Quality

- Energy Consumption 105 kWh/year
- AquaStop® Plus Leak Protection System in the Hoses and the Base

Silence Level

- Washing/Spinning 51/75 dBA

13 Individually-Tailored Washing Programs

- Cotton, SuperQuick, Delicates, Bedding, Rinse, Towels, Whites, Mix,

Jeans, Sanitize, Hand Wash/Wool, Spin/Drain, Drum Clean

10 Options

- SpeedPerfect®, Temperature, Finish In, Prewash, Spin Speed, Intensive Plus, Rinse Plus, Remote Start, Mini Load, Stains (Stains Program Treats Blood, Oils - food based, Red Wine, Grass, Sweat, Cosmetics based stains)
- Plugs into Wall Receptacle or Dryer Adapter (provided with each dryer)
- Hose Length: 59"



WGB24600UC




WGB24600UC

24" White Cabinet with Chrome Door Ring

1,549 1,749

This price list supersedes all previous price lists. Prices listed herein do not include applicable state or local taxes.

| Model Number | Description | MAP | MSRP | |
|---|--|--|---|--|
| 800 Series | | | | |
| 24" Compact Washer | | | | |
| Home Connect® Features | | | | |
| <ul style="list-style-type: none">• App Allows You to Operate Washer from Anywhere in the Home While Connected• Easy Start Option for Your Wash Cycle• Energy Management Information | <ul style="list-style-type: none">• Interior LED Drum Light• Tinted Glass Window with Bosch Magneto• Matching Dryer WQB245AXUC | <ul style="list-style-type: none">• Mix, Jeans, Sanitize, Hand Wash/Wool, Spin/Drain, Drum Clean |  WGB246AXUC | |
| 10 Additional Options | | | | |
| | | <ul style="list-style-type: none">• SpeedPerfect®, Temperature, Finish In, Prewash, Spin Speed, Intensive Plus, Rinse Plus, Remote Start, Mini Load, Stains (Stains Program Treats Blood, Oils - food based, Red Wine, Grass, Sweat, Cosmetics Based Stains)• Plugs into Wall Receptacle or Dryer Adapter (provided with each dryer)• Hose Length: 59" | | |
| Quality | | | | |
| | <ul style="list-style-type: none">• Energy Consumption 105 kWh/year | | | |
| Design | | | | |
| <ul style="list-style-type: none">• Pearl Steel Exterior with Chrome Door• Updated Touch Control Display• New i-DOS Automatic Dosing• New, Larger, 2.4 cu.ft. Capacity• Spin Speed up to 1600 RPM | <ul style="list-style-type: none">• AquaStop® Plus Leak Protection System in the Hoses and the Base | | | |
| 13 Individually-Tailored Washing Programs | | | | |
| | <ul style="list-style-type: none">• Cotton, SuperQuick, Delicates, Bedding, Automatic, Towels, Whites, | | | |
| WGB246AXUC | 24" Pearl Steel Cabinet with Chrome Door Ring | 1,999 | 2,199 | |

This price list supersedes all previous price lists. Prices listed herein do not include applicable state or local taxes.

| Model Number | Description | MAP | MSRP |
|--------------|-------------|-----|------|
|--------------|-------------|-----|------|

All Bosch Dryers Include the Following Features:

- Large 4.0 cu.ft. Capacity
- Anti-Vibration Circular Side Walls
- Sensitive Drying System
- Start/Pause to Add an Item
- ENERGY STAR® Certified
- Child Lock
- Extra-Fine Lint Filter
- ActiveDry® System
- **Installation**
 - Stackable, Side-by-Side, Under Counter or Pedestal Option
 - No Ducting Required
 - Drain Pump and Hose Included
- Power Cord Included with Plug Type: 240V; NEMA 6-15 (3 Prong). Dryer Is Also Supplied with a Power Adapter to Fit a Standard 4-Prong 30A Dryer Receptacle (NEMA 14-30R) and Powers Both Bosch Washer and Dryer

300 Series

24" Compact Condensation Dryer

Design

- White Exterior with White Dial and White Door Ring Touch Control Display
- Updated Door Design with Bosch Magneto
- Stainless Steel Drum
- Clear See-Through Window
- Matching Washer WGA14400UC

Quality

- Energy Consumption 315 kWh/year

Silence Level

- 67 dBA

15 Individually-Tailored Drying Programs

- Cotton Extra Dry, Cotton Dry (Regular), Permanent Press Extra Dry, Permanent Press Dry,

Permanent Press Damp, Jeans, Quick Dry Auto, Air Fluff/No Heat, Time Dry Variable, Quick 40, Delicates, Heavy Duty, Sanitize, Hand Wash/Wool, Towels

6 Options

- Dry Level, Time Dry, Finish In, Wrinkle Block, Low Heat, Signal



WPA12100UC



WPA12100UC

**24" Ventless Condensation Drying System
White with White Dial and White Door Ring**

1,349 1,499

500 Series

24" Compact Heat Pump Dryer with Self-Cleaning Condenser

Home Connect® Features

- App Allows You to Operate Dryer from Anywhere in the Home While Connected
- Smart Dry Connects the Dryer to the Washer to Determine the Best Drying Program based off of the Wash Cycle
- Program Assist Available to Easily Start Your Dry Cycle

Design

- White Exterior with Chrome Door Ring
- Updated Touch Control Display

- Reversible Door (No Additional Parts Required)
- Stainless Steel Structured Drum
- Tinted Glass Window with Bosch Magneto
- Matching Washer WGB24600UC

Quality

- Energy Consumption 125 kWh/year

- Maintenance-Free Self Cleaning Condenser

- Dual-Layer Lint Filtration System

Silence Level

- 62 dBA

13 Individually-Tailored Drying Programs

- Cotton, Quick Dry Auto, Delicates, Bedding, Anti Shrink, Towels, Jeans, Mix, Sportswear, Sanitize, Time Dry, Hand Wash / Wool, Air Fluff

8 Options

- Dryness Level, Time Dry, Finish In, Wrinkle Block, Low Heat, Remote Start, Dry Level Adjust, End Signal



WQB245B0UC



WQB245B0UC

**24" Ventless Heat Pump Dryer with Self-Cleaning Condenser
White with Chrome Door Ring**

1,549 1,749

This price list supersedes all previous price lists. Prices listed herein do not include applicable state or local taxes.

| Model Number | Description | MAP | MSRP |
|--------------|-------------|-----|------|
|--------------|-------------|-----|------|

800 Series

24" Compact Heat Pump Dryer with Self-Cleaning Condenser

Home Connect® Features

- App Allows You to Operate Dryer from Anywhere in the Home While Connected
- Smart Dry Connects the Dryer to the Washer to Determine the Best Drying Program based off of the Wash Cycle
- Program Assist Available to Easily Start Your Dry Cycle

Design

- Pearl Steel Exterior with Chrome Door Ring
- Updated Touch Display

- Interior LED Drum Light
- Reversible Door (No Additional Parts Required)
- Stainless Steel Structured Drum
- Tinted Glass Window with Bosch Magneto
- Matching Washer WGB246AXUC

Quality

- Energy Consumption 125 kWh/year

Silence Level

- 62 dBA

13 Individually-Tailored Drying Programs

- Cotton, Quick Dry Auto, Delicates, Bedding, Steam Restore, Towels, Jeans, Mix, Sportswear, Sanitize, Time Dry, Hand Wash / Wool, Air Fluff

8 Options

- Dryness Level, Time Dry, Finish In, Wrinkle Block, Low Heat, Remote Start, Dry Level Adjust, End Signal



WQB245AXUC



| | | | |
|------------|---|-------|-------|
| WQB245AXUC | 24" Ventless Heat Pump Dryer with Self-Cleaning Condenser Pearl Steel with Chrome Door Ring | 1,999 | 2,199 |
|------------|---|-------|-------|





ACCESSORIES

This price list supersedes all previous price lists. Prices listed herein do not include applicable state or local taxes.

| Model Number | Description | MAP | MSRP | Washers | | | Dryers | | |
|--------------|--|-----|------|------------|------------|------------|------------|------------|------------|
| | | | | WGA14400UC | WGB24600UC | WGB246AXUC | WPA12100UC | WQB245B0UC | WQB245AXUC |
| | WMZ20600 Drying Rack for Wool items, Shoes, etc. for Bosch 24" Dryers | 79 | 89 | | | | • | • | • |
| | WMZPW20W Pedestal with Drawer for 24" Washer | 299 | 329 | • | • | | | | |
| | WTZPW20D Pedestal with Drawer for 24" Dryer | 299 | 329 | | | | • | • | |
| | WMZPW2XW Washer 24" Pedestal – Pearl Steel | 399 | 439 | | | • | | | |
| | WTZPW2XD Dryer 24" Pedestal – Pearl Steel | 399 | 439 | | | | | | • |
| | WTZ11400UC Stacking Kit with Pull Out Tray | 149 | 169 | • | | | • | | |
| | WTZ20410UC Stacking Kit without Pull Out Tray | 49 | 59 | • | | | • | | |
| | WTZ27510UC 500 Stacking Kit – NO Drawer White | 69 | 79 | | • | | | • | |
| | WTZ27500UC 500 Stacking Kit – w/ Drawer White | 199 | 219 | | • | | | • | |
| | WTZ2751XUC 800 Stacking Kit – NO Drawer Pearl Steel | 69 | 79 | | | • | | | • |
| | WTZ2750XUC 800 Stacking Kit – w/ Drawer Pearl Steel | 199 | 219 | | | • | | | • |

ACCESSORIES

This price list supersedes all previous price lists. Prices listed herein do not include applicable state or local taxes.

| Model Number | Description | MAP | MSRP | Washers | | | Dryers | | |
|---|---|-----|------|------------|------------|------------|----------------|----------------|----------------|
| | | | | WGA14400UC | WGB24600UC | WGB246AXUC | WPA12100UC | WQB245B0UC | WQB245AXUC |
|  | WTZPA20UC Dryer Power Adapter – 4 Prong 240V; NEMA 14-30R to 6-15R | 69 | 79 | | | | • ¹ | • ¹ | • ¹ |
|  | WTZPA30US Dryer Power Adapter – 3 Prong 240V; NEMA 10-30R to 6-15R | 69 | 79 | | | | • ¹ | • ¹ | • ¹ |
|  | WTZSB30UC Bracket Style Stacking Kit White | 49 | 59 | • | • | | • | • | |
|  | WTZSB3XUC Bracket Style Stacking Kit Pearl Steel | 69 | 79 | | | • | | | • |

1 Adapter only works with dryers listed in this guide.

This price list supersedes all previous price lists. Prices listed herein do not include applicable state or local taxes.

| Model Number | Description | MAP | MSRP |
|--------------|-------------|-----|------|
|--------------|-------------|-----|------|

800 Series

24" Built-In Coffee Machine

- Home Connect® App Allows You to Prepare Coffee from Anywhere in the Home
- Within Minutes Prepare Espressos, Cappuccinos, Lattes, Macchiato and More
- MyFavorites Stores up to 8 of Your Favorite Coffee Preferences
- Large TFT Color Touch Screen Interface
- Automatic System for Cleaning, Milk Steam Rinsing and Descaling
- AromaPro Provides Constant Pressure for an Enhanced Coffee Experience
- Grinding Settings for Dark or Light Coffee
- OneTouch DoubleCup Dispenses Two Beverages at the Same Time
- Integrated Built-In Sensors Will Alert You When Coffee, Water Level Is Low
- AromaDouble Shot Prepares Extra-Strong Coffee with Less Bitterness
- Individual Cup Volume Allows You to Adjust Your Coffee Cup Size
- 1 lb. Bean Container
- 81 oz. Water Reservoir
- Stainless Steel 17 oz. Milk Container
- Drip Tray Removable for Cleaning
- 120 V



BCM8450UC



| | | | |
|------------------|--------------------------------------|--------------|--------------|
| BCM8450UC | Bosch Built-In Coffee Machine | 3,999 | 4,399 |
|------------------|--------------------------------------|--------------|--------------|

Accessories for Coffee Machine

| Accessories for Coffee Machine | | | | | RCM8450UC |
|---|------------|-----------------|-----|-----|-----------|
| | | | | | |
|  | HEZCMT3050 | 30" SS Trim Kit | 429 | 479 | • |

For coffee accessories, please see the Cleaners & Accessories Price List.

FREESTANDING RANGES—INDUCTION

This price list supersedes all previous price lists. Prices listed herein do not include applicable state or local taxes.

| Model Number | Description | MAP | MSRP |
|--------------|-------------|-----|------|
|--------------|-------------|-----|------|

All Bosch Induction Ranges Include the Following Features:

- Genuine European Convection
- Easy to View Inclined Display
- 8 Cooking Modes
- Sabbath Mode
- Faster than Gas or Electric
- Temperature Probe
- Dampened Hinges Softly Guide the QuietClose Door Shut
- Heavy-Duty Metal Knobs
- One Halogen Light
- Catalytic Clean Cavity
- Kitchen Timer

800 Series

30" Industrial-Style Induction Range

- 4 Induction Zones
- Oven Capacity at 3.9 cu.ft.
- 2 Standard Racks
- 2,700 W Convection Element
- Electrical supply: 40 A, 240 V/208 V

| | |
|-----------------------|-----------------------|
| LR: 1,400 W / 2,200 W | RR: 1,850 W / 3,000 W |
| LF: 2,300 W / 3,700 W | RF: 2,300 W / 3,700 W |



HIS8055U

HIS8055U

Stainless Steel

4,899 5,399

36" Industrial-Style Induction Range

- First 36" Bosch Range with the Most Powerful Element of 5,500 W and CombiZone™
- 5 Induction Zones
- Oven Capacity at 3.7 cu.ft.
- 1 Telescopic Rail with Rack
- 1 Standard Rack
- 2,500 W Convection Element
- Electrical supply: 50 A, 240 V/208 V

| | | |
|-----------------------|----------------------|-----------------------|
| LR: 1,850 W / 3,000 W | C: 1,850 W / 3,000 W | RR: 1,400 W / 2,200 W |
| LF: 1,850 W / 3,000 W | | RF: 2,300 W / 3,700 W |



HIS8655U

HIS8655U

Stainless Steel

6,799 7,499

FREESTANDING RANGES—GAS

This price list supersedes all previous price lists. Prices listed herein do not include applicable state or local taxes.

| Model Number | Description | MAP | MSRP |
|--------------|-------------|-----|------|
|--------------|-------------|-----|------|

All Bosch Industrial-Style Gas Ranges Include the Following Features:

- Powerful 18,000 BTU Dual Flame Burner
- 3 Cooking Modes
- 17,000 BTU Bake Burner
- Dishwasher-Safe Grates
- Continuous Grate Design
- Heavy Metal Knobs
- One Halogen Light
- Catalytic Clean Cavity
- Kitchen Timer
- LP Conversion Kit
- Electrical Supply: 15 A, 120 V

800 Series

30" Industrial-Style Gas Range

- 5 Burners
- Oven Capacity at 3.6 cu.ft.
- 2 Standard Racks
- 11,500 BTU Broil Burner

| | | |
|---------------------|--------------------|---------------------|
| LR: 10,000 BTU (NG) | | RR: 5,000 BTU (NG) |
| LF: 5,000 BTU (NG) | C: 18,000 BTU (NG) | RF: 10,000 BTU (NG) |

HGS8055UC

Stainless Steel

3,999 4,399

HGS8045UC

Black Stainless Steel

4,549 5,049



HGS8055UC



HGS8045UC

36" Industrial-Style Gas Range

- 6 Burners Adding More Flexibility to Your Cooking
- Oven Capacity at 3.4 cu.ft.
- 1 Telescopic Rail with Rack
- 1 Standard Rack
- 14,000 BTU Broil Burner

| | | |
|---------------------|---------------------|---------------------|
| LR: 5,000 BTU (NG) | CR: 10,000 BTU (NG) | RR: 10,000 BTU (NG) |
| LF: 18,000 BTU (NG) | CF: 10,000 BTU (NG) | RF: 10,000 BTU (NG) |

HGS8655UC

Stainless Steel

5,199 5,749

HGS8645UC

Black Stainless Steel

5,899 6,499



HGS8655UC



HGS8645UC

FREESTANDING RANGES—DUAL FUEL

This price list supersedes all previous price lists. Prices listed herein do not include applicable state or local taxes.

| Model Number | Description | MAP | MSRP |
|--|---------------------------|-----|--|
| All Bosch Industrial-Style Dual-Fuel Ranges Include the Following Features: | | | |
| • Powerful 18,000 BTU Dual Flame Burner | • 1,700 W Bake Element | | • One Halogen Light |
| • Genuine European Convection | • 2,900 W Broil Element | | • Catalytic Clean Cavity |
| • 8 Cooking Modes | • Dishwasher-Safe Grates | | • Kitchen Timer |
| • Sabbath Mode | • Continuous Grate Design | | • LP Conversion Kit |
| • Temperature Probe | • Heavy Metal Knobs | | • Electrical Supply: 20 A, 240 V/208 V |

800 Series

30" Industrial-Style Dual Fuel Range

- 5 Burners
- 2 Standard Racks
- Oven Capacity at 3.9 cu.ft.
- 2,700 W Convection Element

| | | |
|---------------------|---------------------|---------------------|
| LR: 10,000 BTU (NG) | | RR: 5,000 BTU (NG) |
| LF: 5,000 BTU (NG) | CR: 18,000 BTU (NG) | RF: 10,000 BTU (NG) |



HDS8055U

| | | | |
|-----------------|------------------------------|--------------|--------------|
| HDS8055U | Stainless Steel | 4,399 | 4,849 |
| HDS8045U | Black Stainless Steel | 4,699 | 5,199 |



HDS8045U

36" Industrial-Style Dual Fuel Range

- 6 Burners Adding More Flexibility to Your Cooking
- 1 Telescopic Rail with Rack
- 1 Standard Rack
- Oven Capacity at 3.7 cu.ft.
- 2,500 W Convection Element

| | | |
|---------------------|---------------------|---------------------|
| LR: 5,000 BTU (NG) | CR: 10,000 BTU (NG) | RR: 10,000 BTU (NG) |
| LF: 18,000 BTU (NG) | CF: 10,000 BTU (NG) | RF: 10,000 BTU (NG) |



HDS8655U

| | | | |
|-----------------|------------------------------|--------------|--------------|
| HDS8655U | Stainless Steel | 5,999 | 6,599 |
| HDS8645U | Black Stainless Steel | 6,799 | 7,499 |



HDS8645U

SLIDE-IN RANGES—INDUCTION

This price list supersedes all previous price lists. Prices listed herein do not include applicable state or local taxes.

| Model Number | Description | MAP | MSRP |
|---|-------------|-----|------|
| All Bosch Induction Slide-In Ranges Include the Following Features: | | | |
| <ul style="list-style-type: none"> The Bosch Slide-In Range Fits in Any Freestanding Range Cutout 400 W Warming Drawer Touch Control for Easier Operation of the Oven Temperature Conversion for Convection Cooking 2–4 hr Time-Adjustable Self Clean Temperature Probe Extra Large Door Window Star-K Certified 100°–450°F Rear Vent Trim Included 17 Heat Levels A 11" Heating Element Offers 3,700 W of Power Faster than Gas or Electric Easier to Clean and More Efficient SpeedBoost® ChildLock SafeStart 2,000 W Convection Ring Element Genuine European Convection Fast Preheat™ Large Oven Capacity at 4.6 cu.ft. Recessed 8-Pass 3,800 W Broil Element Powerful 2,400 W 4-Pass Bake Element Electric Supply: 40 A or 50 A. Check with local code requirements | | | |

800 Series

30" Induction Slide-In Range

- 11 Specialized Cooking Modes
- One Oven Light
- Large Oven Capacity at 4.6 cu.ft.
- 3 Standard Racks

| | |
|---|--|
| LR: 9" @ 2,200 W/3,700 W (SpeedBoost®) | RR: 11" @ 2,600 W/3,700 W (SpeedBoost®) |
| LF: 6" @ 1,400 W/2,200 W (SpeedBoost®) | RF: 6" @ 1,400 W/2,200 W (SpeedBoost®) |

HII8057U

Stainless Steel

4,149 4,599

HII8047U

Black Stainless Steel

4,349 4,799



HII8057U



HII8047U

Benchmark® Series

30" Induction Slide-In Range

- QuietClose® Door
- A Full-Extension Telescopic Rack
- Two Oven Lights
- Kitchen Timer
- FlexInduction® Cooktop Can Combine Two Cooking Zones into One Continuous Surface
- PowerMove®
- PotSense
- PreciseSelect®
- 1 Telescopic Rack, 2 Standard racks

| | | |
|---|--|--|
| LR : 8" x 9" @ 2,200 W/3,600 W (SpeedBoost®) | RR: 11" @ 2,600 W/3,700 W (SpeedBoost®) | Full Zone: 16" x 9" @ 3,300 W/3,600 W (SpeedBoost®) |
| LF: 8" x 9" @ 2,200 W/3,600 W (SpeedBoost®) | RF: 6" @ 1,400 W/2,200 W (SpeedBoost®) | |

HIIP057U

30" Induction Slide-In Range

4,399 4,849



HIIP057U

SLIDE-IN RANGES—ELECTRIC

This price list supersedes all previous price lists. Prices listed herein do not include applicable state or local taxes.

| Model Number | Description | MAP | MSRP |
|--|-------------|-----|------|
| All Bosch Electric Slide-In Ranges Include the Following Features: <ul style="list-style-type: none"> The Bosch Slide-In Range Fits in Any Freestanding Range Cutout Touch Control for Easier Operation of the Oven Easy to Clean Ceramic Surface Time-Adjustable Self Clean Extra Large Door Window Genuine European Convection Fast Preheat™ Kitchen Timer Sabbath Mode Electric Supply: 40 A or 50 A. Check with local code requirements | | | |

100 Series

30" Electric Slide-In Range

- All-In-One Range with 9 Specialized Cooking Modes, with Air Fry
- Sleek Backlit UI Wakes Up With Prompted
- Modern Engraved Straight Handle Design
- Large & Powerful 3,000 W Elements
- Flexible 6" 1,200 W Simmer Elements
- Cook with 6", 9", or 12" Elements for Added Cooking Flexibility
- Self Clean & Steam-assist cleaning modes
- 2 Standard Racks
- 3,000 W Bake Burner
- Large oven capacity at 5.8 cu.ft.
- Storage Drawer
- Sabbath Mode
- 3,400 W Broil Element
- 1,500 W Convection Ring Element



HEF1050MU

| | | |
|---------------------|----------------------------------|----------------------|
| LR: 6" @ 1,200 W | C: 6" @ 100 W Warming Element | RR: 6" @ 1,200 W |
| LF: 9" @ 3,000 W | | RF: 12" @ 3,000 W |

HEF1050MU

Stainless Steel

1,549 1,749

800 Series

30" Electric Slide-In Range

- 2,000 W Convection Ring Element
- 400 W Warming Drawer
- 100 W Warm Zone
- Temperature Conversion for Convection Cooking
- 2–4 hr Time-Adjustable Self Clean
- 3 Standard Racks
- Star-K Certified 100°–450° F
- Rear Vent Trim Included
- 2,000 W Convection Ring Element
- Heavy-Duty Metal Knobs
- 11 Specialized Cooking Modes
- Large Oven Capacity at 4.6 cu.ft.
- Recessed 8-Pass 3,800 W Broil Element
- Powerful 2,400 W 4-Pass Bake Element



HEI8056U

| | | |
|--------------------------------|----------------------------------|-----------------------|
| LR: 6" @ 1,200 W | C: 6" @ 100 W Warming Element | RR: 6" @ 1,200 W |
| LF: 9"/6" @ 3,000 W/1,400 W | | RF: 9.5" @ 3,200 W |

HEI8056U

Stainless Steel

2,599 2,899

SLIDE-IN RANGES—GAS

This price list supersedes all previous price lists. Prices listed herein do not include applicable state or local taxes.

| Model Number | Description | MAP | MSRP |
|--------------|-------------|-----|------|
|--------------|-------------|-----|------|

All Bosch Gas Slide-In Ranges Include the Following Features:

- The Bosch Slide-In Range Fits in Any Freestanding Range Cutout
- Extra Large Door Window
- Touch Control for Easier Operation of the Oven
- 9 Specialized Cooking Modes
- Standard Convection
- 5 Burners Add Flexibility to Your Cooking
- Kitchen Timer
- Sabbath Mode
- LP Conversion Kit Included
- Electrical Supply: 15 A

100 Series

30" Gas Slide-In Range

- All-In-One Range with Air Fry
- Sleek Backlit UI Wakes Up When Prompted
- Modern Engraved Straight Handle Design
- Easy To Clean Porcelainized Surface
- Large 9,200 BTU Center Oval Burner
- 5,000 BTU Rear Simmer Burner
- Powerful 16,000 BTU Front Burner
- 2 Standard Racks
- Rapid Pre-Heat Brings the Oven Cavity to Temp Before You Can Finish Your Prep
- Self Clean & Steam-Assist Cleaning Modes
- Large oven capacity at 5.8 cu.ft.
- 18,000 BTU Hidden Bake Burner
- 13,000 BTU Broil Burner
- Storage Drawer



HGF1050MUC

| | | |
|---------------------|-------------------|---------------------|
| LR: 5,000 BTU (NG) | C: 9,200 BTU (NG) | RR: 5,000 BTU (NG) |
| LF: 16,000 BTU (NG) | | RF: 12,000 BTU (NG) |

HGF1050MUC

Stainless Steel

1,599 1,799

800 Series

30" Gas Slide-In Range

- 400 W Warming Drawer
- Temperature Conversion for Convection Cooking
- 2–4 hr Time-Adjustable Self Clean
- Star-K Certified 100°–450°F
- Rear Vent Trim Included
- Heavy-Duty Metal Knobs
- Low-Profile Continuous Grate Design
- Stainless Steel Maintop
- Powerful 18,000 BTU Center Burner
- 3 Standard Racks
- Large Oven Capacity at 4.8 cu.ft.
- 18,000 BTU Bake Burner
- 12,500 BTU Broil Burner



HGI8056UC



HGI8046UC

| | | |
|---------------------|--------------------|---------------------|
| LR: 5,000 BTU (NG) | C: 18,000 BTU (NG) | RR: 5,000 BTU (NG) |
| LF: 10,000 BTU (NG) | | RF: 15,000 BTU (NG) |

HGI8056UC

Stainless Steel


2,899 3,199

HGI8046UC

Black Stainless Steel

3,099 3,449

This price list supersedes all previous price lists. Prices listed herein do not include applicable state or local taxes.

| Model Number | Description | MAP | MSRP |
|--|------------------------------------|---|--------------|
| Benchmark® Series | | | |
| 30" Gas Slide-In Range | | | |
| <ul style="list-style-type: none"> • 400 W Warming Drawer • Temperature Conversion for Convection Cooking • 2–4 hr Time-Adjustable Self Clean • QuietClose® Door • Star-K Certified 100°–450°F • Rear Vent Trim Included • Heavy-Duty Metal Knobs | | <ul style="list-style-type: none"> • Low-Profile Continuous Grate Design • Stainless Steel Maintop • Temperature Probe • A Full-Extension Telescopic Rack • Temperature Probe • Two Oven Lights | |
| <ul style="list-style-type: none"> • Powerful 20,000 BTU Center Dual-Stacked Burner Designed for Faster Boiling and Low Simmer • 1 Telescopic Rack, 2 Standard racks • Large Oven Capacity at 4.8 cu.ft. • 18,000 BTU Bake Burner • 12,500 BTU Broil Burner | |  <p>HGIP056UC</p> | |
| LR: 5,000 BTU (NG) | C: 20,000 BTU (NG) Dual-Stacked | RR: 5,000 BTU (NG) | |
| LF: 10,000 BTU (NG) | | RF: 15,000 BTU (NG) | |
| HGIP056UC | 30" Gas Slide-In Range | 3,249 | 3,599 |

SLIDE-IN RANGES—DUAL FUEL

This price list supersedes all previous price lists. Prices listed herein do not include applicable state or local taxes.

| Model Number | Description | MAP | MSRP |
|--------------|-------------|-----|------|
|--------------|-------------|-----|------|

All Bosch Dual-Fuel Slide-In Ranges Include the Following Features:

- The Bosch Slide-In Range Fits in Any Freestanding Range Cutout
- 400 W Warming Drawer
- Touch Control for Easier Operation of the Oven
- Temperature Conversion for Convection Cooking
- 2–4 hr Time-Adjustable Self Clean
- Extra Large Door Window
- Star-K Certified 100°–450°F
- Rear Vent Trim Included
- Heavy-Duty Metal Knobs
- Low-Profile Continuous Grate Design
- Stainless Steel Maintop
- 11 Specialized Cooking Modes
- 2,000 W Convection Ring Element
- Genuine European Convection
- Temperature Probe
- Fast Preheat™
- 5 Burners Add Flexibility to Your Cooking
- Large Oven Capacity at 4.6 cu.ft.
- Recessed 8-Pass 3,800 W Broil Element
- Powerful 2,400 W 4-Pass Bake Element
- LP Conversion Kit Included
- Electrical Supply: 30 A

800 Series

30" Dual Fuel Slide-In Range

- Powerful 18,000 BTU Center Burner
- Two Oven Lights
- Kitchen Timer
- 3 Standard Racks

| | | |
|---------------------|--------------------|---------------------|
| LR: 5,000 BTU (NG) | | RR: 5,000 BTU (NG) |
| LF: 10,000 BTU (NG) | C: 18,000 BTU (NG) | RF: 15,000 BTU (NG) |



HD18056U

Stainless Steel

3,299 3,649

HD18056U

Benchmark® Series

30" Dual Fuel Slide-In Range

- QuietClose® Door
- A Full-Extension Telescopic Rack
- Temperature Probe
- Two Oven Lights
- Kitchen Timer
- Powerful 20,000 BTU Center Dual-Stacked Burner Designed for Faster Boiling and Low Simmer
- 1 Telescopic Rack, 2 Standard racks

| | | |
|---------------------|---------------------------------|---------------------|
| LR: 5,000 BTU (NG) | | RR: 5,000 BTU (NG) |
| LF: 10,000 BTU (NG) | C: 20,000 BTU (NG) Dual-Stacked | RF: 15,000 BTU (NG) |



HDIP056U

HDIP056U

30" Dual-Fuel Slide-In Range

3,649 4,049

This price list supersedes all previous price lists. Prices listed herein do not include applicable state or local taxes.












Model
Number

Description








MAP

MSRP

Accessories for Industrial Style Ranges






| Accessories for Industrial Style Ranges | | | | | Induction | | Gas | | | | Dual Fuel | | | | | | | | | | | | | |
|---|----------------------------|--|-----|-----|-----------|--------|----------|--------|-----------|--------|-----------|--------|-----------|--------|-----------|--------|----------|--------|----------|--------|----------|--------|----------|--------|
| | | | | | HIS8055U | 30" SS | HIS8655U | 36" SS | HGS8055UC | 30" SS | HGS8045UC | 30" BS | HGS8655UC | 36" SS | HGS8645UC | 36" BS | HDS8055U | 30" SS | HDS8045U | 30" BS | HDS8655U | 36" SS | HDS8645U | 36" BS |
|  | HEZ9GW23UC | Wok Ring for Industrial Style Range | 69 | 79 | | | | | • | • | • | • | • | • | • | • | • | • | • | • | • | • | • | |
|  | HEZ8YZ30UC | 9" Low Backguard for 30" Industrial Style Range, Black Stainless Steel | 229 | 259 | | | | | | • | | | | | | | | • | | | | | | |
|  | HEZ8YZ36UC | 9" Low Backguard for 36" Industrial Style Range, Black Stainless Steel | 239 | 269 | | | | | | | | | | • | | | | | | | | • | | |
|  | HEZ9YZ30UC | 9" Low Backguard for 30" Industrial Style Range, Stainless Steel | 179 | 199 | • | | • | | | | | | | | | • | | | | | | | | |
|  | HEZ9YZ36UC | 9" Low Backguard for 36" Industrial Style Range, Stainless Steel | 189 | 209 | | • | | | | • | | | | | | | | | • | | | | | |
|  | HEZ8ZZ30UC | 3" Rear Vent Trim Extension for 30" Industrial Style Range, Black Stainless Steel | 139 | 159 | | | | | | • | | | | | | | • | | | | | | | |
|  | HEZ8ZZ36UC | 3" Rear Vent Trim Extension for 36" Industrial Style Range, Black Stainless Steel | 139 | 159 | | | | | | | | | | | • | | | | | | | • | | |
|  | HEZ9ZZ30UC | 3" Rear Vent Trim Extension for 30" Industrial Style Range, Stainless Steel | 119 | 139 | • | | • | | | | | | | | | • | | | | | | | | |
|  | HEZ9ZZ36UC | 3" Rear Vent Trim Extension for 36" Industrial Style Range, Stainless Steel | 119 | 139 | | • | | | | | • | | | | | | | | | | • | | | |
|  | HEZ8YZ04UC | Side Panel Extension Kit for Industrial Style Range, Black Stainless Steel Provides full side coverage extending to rear of range | 99 | 109 | | | | | | | • | | | • | | | | • | | | | • | | |
|  | HEZ9YZ04UC | Side Panel Extension Kit for Industrial Style Range, Stainless Steel Provides full side coverage extending to rear of range | 89 | 99 | • | • | • | | | | • | | | | • | | | • | | | • | | | |

This price list supersedes all previous price lists. Prices listed herein do not include applicable state or local taxes.

| Model Number | Description | MAP | MSRP | | | | | | | | |
|---|-------------------|--|---------|-----------|--------|----------|--------|-----------|--------|-----------|--------|
| Accessories for Industrial Style Ranges | | | | Induction | | Gas | | Dual Fuel | | | |
| | | | | HIS8055U | 30" SS | HIS8655U | 36" SS | HGS8055UC | 30" SS | HGS8045UC | 30" BS |
| | | | | | | | | HGS8655UC | 36" SS | HGS8645UC | 36" BS |
| | | | | | | | | HDS8055U | 30" SS | HDS8045U | 30" BS |
| | | | | | | | | HDS8655U | 36" SS | HDS8645U | 36" BS |
|  | HEZ8TK30UC | Range Toe Kick 30", Black Stainless Steel | 229 259 | | | | | | | | |
|  | HEZ8TK36UC | Range Toe Kick 36", Black Stainless Steel | 249 279 | | | | | | | | |
|  | HEZ9TK30UC | Range Toe Kick 30", Stainless Steel | 219 249 | | | | | | | | |
|  | HEZ9TK36UC | Range Toe Kick 36", Stainless Steel | 239 269 | | | | | | | | |
|  | HEZ8LLUC | Range Feet Premium 30"/36", Black Stainless Steel-Set of 4 | 149 169 | | | | | | | | |
|  | HEZ9LLUC | Range Feet Premium 30"/36", Stainless Steel-Set of 4 | 79 89 | | | | | | | | |
|  | 12029918 | Telescopic Extension Rails Service Part—Refer to One Portal for price Industrial Style Ranges, Wire rack not included. *Available only as a service part online. | | | | | | | | | |

ACCESSORIES

This price list supersedes all previous price lists. Prices listed herein do not include applicable state or local taxes.

| Model Number | Description | MAP | MSRP | 800 Series Benchmark | | | |
|---|---|-----|------|----------------------|----------|-----|-----------|
| Accessories for Slide-In Ranges | | | | Induction | Electric | Gas | Dual Fuel |
|  | HEZ298102 Wok Ring—Attaches to Grates | 69 | 79 | | | • | |
|  | HEZTR301 Gliding Telescopic Rack | 279 | 309 | • | • | • | • |
|  | HEZBS301 4" Low Back Accessory for Radiant and Induction Slide-In Ranges | 249 | 279 | • | • | | |
|  | HGZBS301 4" Low Back Accessory for Gas Slide-In Ranges | 219 | 249 | | | • | |
|  | HGZIT301 Island Trim Accessory for Use in Gas Range Island Applications | 219 | 249 | | | • | |

OVER-THE-RANGE MICROWAVES

This price list supersedes all previous price lists. Prices listed herein do not include applicable state or local taxes.

| Model Number | Description | MAP | MSRP |
|--------------|-------------|-----|------|
|--------------|-------------|-----|------|

All Bosch Over-the-Range Microwaves Include the Following Features:

- Design-Matched for Use in Combination with Bosch Range or Cooktop
- Exclusive Stainless Steel Handle
- Easy to Read White LCD Display
- Easy to Use Touch Control
- Side-Hinged Door Allows Full Access to Microwave Cavity

- Installation for Recirculation or Outside Venting
- Reheat Setting
- Potato Program
- Automatic Defrost
- Popcorn Program
- Timer with Cook Time and Automatic Shut Off Function


- Convenient Kitchen Timer
- Easily Adds 30 Seconds to Cooking Time
- 10 Microwave Power Levels
- Plugs into Standard 110 V, 3-Prong Outlet

100 Series

30" Over-the-Range Microwave

- Stainless Steel Colored Vent Grid
- 1.7 cu.ft. Large Cavity Capacity
- Large 13 5⁄8" Glass Turntable

- Three-Speed Vent with up to 300 CFM Power
- Two Surface Lights for Bright Cooktop Illumination



HMV1055U

| | | | |
|----------|---------------------|-----|-----|
| HMV1055U | 30" Stainless Steel | 629 | 699 |
|----------|---------------------|-----|-----|

300 Series

30" Over-the-Range Microwave

- Large 13 3⁄8" Glass Turntable



HMV3054U

| | | | |
|----------|---------------------|-----|-----|
| HMV3054U | 30" Stainless Steel | 649 | 749 |
|----------|---------------------|-----|-----|

Discontinues August

• Large 12 5⁄8" Glass Turntable



HMV3055U

| | | | |
|--------------|---------------------|-----|-----|
| NEW HMV3055U | 30" Stainless Steel | 649 | 749 |
|--------------|---------------------|-----|-----|

Not available to order until Q4 for Q1 2026 delivery


500 Series

30" Over-the-Range Microwave

- Easy-Clean Stainless Steel Vent Cover
- 2.1 cu.ft. Large Cavity Capacity

- Large 14 3⁄16" Glass Turntable
- 8 Sensor Programs
- Four-Speed Vent with up to 385 CFM Power

- Two LED Lights for Bright Cooktop Illumination








HMV5053U

| | | | |
|----------|---------------------|-----|-----|
| HMV5053U | 30" Stainless Steel | 699 | 799 |
|----------|---------------------|-----|-----|





OVER-THE-RANGE MICROWAVES/DRAWER MICROWAVES

This price list supersedes all previous price lists. Prices listed herein do not include applicable state or local taxes.

| Model Number | Description | MAP | MSRP | |
|--|---|---|--------------|---|
| | | | | 800 Series |
| 30" Over-the-Range Convection Microwave | | | | |
| <ul style="list-style-type: none"> • Easy-Clean Stainless Steel Vent Cover • 1.9 cu.ft. Large Cavity Capacity | <ul style="list-style-type: none"> • Large 14 ³/₁₆" Glass Turntable • 8 Sensor Programs • Four-Speed Vent with up to 385 CFM Power | <ul style="list-style-type: none"> • Two LED Lights for Bright Cooktop Illumination • Convection Cooking • Full Stainless Steel Cavity | |  <p>HMV8045U</p>  <p>HMV8054U</p> |
| HMV8045U | 30" Black Stainless Steel | 1,149 | 1,299 | |
| HMV8054U | 30" Stainless Steel | 999 | 1,099 | |
| | | | | Benchmark® Series |
| 30" Over-the-Range Convection Microwave | | | | |
| <ul style="list-style-type: none"> • Easy-Clean Stainless Steel Vent Cover • 1.9 cu.ft. Large Cavity Capacity • Large 14 ³/₁₆" Glass Turntable | <ul style="list-style-type: none"> • 8 Sensor Programs • Four-Speed Vent with up to 385 CFM Power • Two 30 W LED Lights for Bright Cooktop Illumination | <ul style="list-style-type: none"> • Convection Cooking • Full Stainless Steel Cavity • Heavy-Duty Mesh Ventilation Filter • Triple Distribution System | |  <p>HMVP054U</p> |
| HMVP054U | 30" Stainless Steel | 1,149 | 1,299 | |
| | | | | 800 Series |
| 24" and 30" Drawer Microwave | | | | |
| <ul style="list-style-type: none"> • New hidden control panel; opens for enhanced visibility • Home Connect® allows for remote monitoring and control the drawer microwave with Wi-Fi Connectivity | <ul style="list-style-type: none"> • 1.2 cu.ft. overall capacity • Microwave Power 950 W • 10 Power Levels • Opens and Closes through Touch Control • Can Be Installed Flush | | |  <p>HMD8454UC</p>  <p>HMD8454UC</p> |
| HMD8454UC | 24" Drawer Microwave | 2,099 | 2,349 | |
| HMD8054UC | 30" Drawer Microwave | 2,199 | 2,449 | |

BUILT-IN MICROWAVES

This price list supersedes all previous price lists. Prices listed herein do not include applicable state or local taxes.

| Model Number | Description | MAP | MSRP | |
|---|---|--|-------|--|
| | | | | 800 Series |
| 24" Built-in Microwave with Side Swing Door and Trim Kit Accessory in 27" or 30" | | | | |
| <ul style="list-style-type: none">Glass touch controls with white display2.1 cu.ft. overall capacity16 1/2" Glass Turntable | | <ul style="list-style-type: none">Microwave Power 1,200 W10 Power LevelsSensor Cooking | |  |
| HMB30155UC w/ HMT5055 | | | | |
| HMB30155UC | 24" Microwave, Stainless Steel | 749 | 849 |  |
| HMT5755 | 27" Built-In Trim Kit Standard Microwave, Stainless Steel | 299 | 329 | |
| HMT5055 | 30" Built-In Trim Kit Standard Microwave, Stainless Steel | 299 | 329 | |
| HMB30155UC w/ HMT5755 | | | | |
| 27" and 30" Built-In Microwave Touch Control with Drop Down Door | | | | |
| <ul style="list-style-type: none">LCD Display and LED Light1.6 cu.ft. Overall Capacity14 1/8" Glass Turntable | | <ul style="list-style-type: none">Microwave Power: 950 W10 Power LevelsSensor Cooking | |  |
| | | <ul style="list-style-type: none">Sensor ReheatNo Trim Kit RequiredPlugs into a Standard 120 V, 3-Prong Outlet | | |
| HMB57152UC | 27" Microwave, Stainless Steel | 1,599 | 1,799 |  |
| HMB50152UC | 30" Microwave, Stainless Steel | 1,549 | 1,749 | |
| HMB50152UC | | | | |

SPEED OVENS

This price list supersedes all previous price lists. Prices listed herein do not include applicable state or local taxes.

| Model Number | Description | MAP | MSRP |
|--------------|-------------|-----|------|
|--------------|-------------|-----|------|

All Bosch Speed Ovens Include the Following Features:

- 1.6 cu.ft. Overall Capacity
- Nine SpeedChef® Cooking Cycles
- Convection Broil and Convection Bake Modes
- Seven Auto Sensor Microwave Cycles
- 1,000 W Microwave
- 1,750 W Broil Element
- 600 W Bake Element
- 1,700 W Convection Element
- Kitchen Timer and Panel Lock Setting
- Stainless Steel Cooking Interior
- Cut-resistant Metal Turntable and Separate Ceramic Cooking Tray
- Multi-Use Oven Rack
- Wall or Under Counter Approved Installation (HMC54151UC cannot be installed under a cooktop)

500 Series

24" Speed Oven

- Cooks Faster than a Traditional Oven and Can Also Be Used as a Microwave
- Electrical Connection – 120 V NEMA 5-20 3-Prong Plug
- Electric Load – 20 A



HMC54151UC

| | | | |
|-------------------|--|--------------|--------------|
| HMC54151UC | 24" 120 V Speed Oven, Stainless Steel | 2,099 | 2,349 |
|-------------------|--|--------------|--------------|

800 Series

27" and 30" Speed Ovens

- Cooks Faster than a Traditional Oven and Can Also Be Used as a Microwave
- LCD Display and LED Light
- Electrical Connection – 120 V NEMA 5-20 3-Prong Plug for HMC80152UC and HMC87152UC; 240 V Direct Wire for HMC80252UC and HMC80242UC
- Electric Load – 20 A



HMC87152UC



HMC80152UC



HMC80242UC

| | | | |
|-------------------|--|--------------|--------------|
| HMC87152UC | 27" 120 V Speed Oven, Stainless Steel | 2,199 | 2,449 |
| HMC80252UC | 30" 240 V Speed Oven, Stainless Steel | 2,549 | 2,849 |
| HMC80242UC | 30" 240 V Speed Oven, Black Stainless Steel | 2,599 | 2,899 |
| HMC80152UC | 30" 120 V Speed Oven, Stainless Steel | 2,199 | 2,449 |

Benchmark® Series

30" Speed Oven Touch Control with TFT Display

- Electrical Connection: 240 V Direct Wire
- Electric Load – 16 A
- Installs in Horizontal Configuration Paired with 30" Bosch Single Wall Ovens and Warming Drawers



HMCP0252UC

| | | | |
|-------------------|----------------------------|--------------|--------------|
| HMCP0252UC | 30" Stainless Steel | 2,749 | 3,049 |
|-------------------|----------------------------|--------------|--------------|

This price list supersedes all previous price lists. Prices listed herein do not include applicable state or local taxes.

| Model Number | Description | MAP | MSRP |
|--------------|-------------|-----|------|
|--------------|-------------|-----|------|

All Bosch 500 Series 24" Built-In Ovens Include the Following Features:

- Oven Is Perfect for Kitchens with a Smaller Footprint
- Designed to Be Installed Flush with Your Cabinetry
- Telescopic Extension Rail
- Knob Control
- Halogen Light to Better Monitor Cooking Progress
- Genuine European Convection Ensures Even Cooking and Baking Results on Multiple Racks
- 10 Oven Modes
- Custom Cooking Modes: Pie, Frozen Foods, Defrost, Warm, and Broil Plus
- 8-Pass Broil Element
- The DualClean® System Uses the Cavity Coating and Heat to Burn Off Most Grease
- Timer with Cook Time and Delay Start Function
- Kitchen Timer
- Capacity at 2.8 cu.ft.

500 Series

24" Single Wall Oven, European Convection

HBE5453UC

24" Stainless Steel

2,299 2,549



HBE5453UC

BUILT-IN OVENS

This price list supersedes all previous price lists. Prices listed herein do not include applicable state or local taxes.

| Model Number | Description | MAP | MSRP |
|--------------|-------------|-----|------|
|--------------|-------------|-----|------|

All Bosch 500 Series 30" Built-In Ovens Include the Following Features:

- Heavy-Duty Metal Knobs for a Premium Look and Feel
- Compatible with Most Existing Cut-Outs
- Designed to Be Installed Flush with Your Cabinetry
- 2, 3, and 4-Hour Self-Clean Cycles
- Kitchen Timer
- Extra Large Door Window for Easy Monitoring of Cooking Process
- Star-K Certified 100°–450°F
- Large Capacity at 4.6 cu.ft.
- Recessed 12-Pass Broil Element for Increased Capacity and Performance

500 Series

30" Single Wall Ovens, Thermal Cooking

- Thermal Cooking with Bake, Broil, Roast, and Warm
- 5 Oven Modes
- One Oven Light

HBL5351UC

30" Stainless Steel

2,299 2,549



HBL5351UC

30" Single Wall Oven, European Convection

- Genuine European Convection
- 11 Oven Modes
- Custom Cooking Modes: Pizza, Pie, Warm and Proof
- Temperature Conversion for Convection Cooking
- One Oven Light

HBL5451UC

30" Stainless Steel

2,799 3,099



HBL5451UC

This price list supersedes all previous price lists. Prices listed herein do not include applicable state or local taxes.

| Model Number | Description | MAP | MSRP |
|--------------|-------------|-----|------|
|--------------|-------------|-----|------|

500 Series

30" Single Wall Oven SideOpening Door, European Convection

- SideOpening Door Offers Better Ergonomic Access to the Oven Cavity
- Genuine European Convection
- 11 Oven Modes
- Custom Cooking Modes: Pizza, Pie, Warm and Proof
- Temperature Conversion for Convection Cooking
- Two Oven Lights



HBL5455RUC **500 Stainless Steel, Right SideOpening Door** **2,999** **3,299**

HBL5455RUC

HBL5455LUC **500 Stainless Steel, Left SideOpening Door** **2,999** **3,299**



HBL5455LUC

30" Double Wall Oven, European Convection (Upper Cavity)

- Genuine European Convection in Upper Oven
- 11 Upper Oven Modes
- Custom Cooking Modes Upper Oven: Pizza, Pie, Warm and Proof
- Thermal Cooking with Bake, Broil, Roast and Warm in Lower Oven
- Temperature Conversion for Convection Cooking in Upper Oven
- One Oven Light



HBL5651UC **30" Stainless Steel** **3,999** **4,399**

HBL5651UC

30" Microwave Combination Oven

- Combination Oven Featuring a Microwave and Wall Oven with Stainless Steel Knobs
- 1.6 cu.ft. Capacity Microwave with Drop Down Door and LCD Display
- Genuine European Convection in Lower Oven
- One Oven Light



HBL57M52UC **30" Stainless Steel** **4,299** **4,749**

HBL57M52UC

This price list supersedes all previous price lists. Prices listed herein do not include applicable state or local taxes.

| Model Number | Description | MAP | MSRP |
|--------------|-------------|-----|------|
|--------------|-------------|-----|------|

500 Series

30" Speed Combination Oven

- Combination Oven Featuring a Speed Oven and Wall Oven with Heavy-Duty Metal Knobs
- The Upper Speed Oven Functions as a Microwave and Convection Oven So You Have Flexible Cooking Options
- Speed Oven:* For Additional Details Please Review SKU HMC80152UC page 6-4
- Genuine European Convection in Lower Oven
- One Oven Light

HBL5754UC

30" Stainless Steel

4,999 5,499



HBL5754UC

All Bosch 800 Series Built-In Ovens Include the Following Features:

- QuietClose® Door
- A Full-Extension Telescopic Rack
- Designed to Be Installed Flush with Your Cabinetry
- Compatible with Most Existing Cut-Outs
- 11 Oven Modes
- Custom Cooking Modes: Pizza, Pie, Warm and Proof
- Genuine European Convection
- Temperature Conversion for Convection Cooking
- Touch Control with SteelTouch™ Buttons Makes Operating the Oven Easier
- Temperature Probe Takes Guesswork Out of Cooking
- Fast Preheat™ Reduces Preheat Time
- 2, 3, and 4-Hour Self-Clean Cycles
- Two Oven Lights
- Timer with Cook Time and Delay Start Function
- Extra Large Door Window for Easy Monitoring of Cooking Process
- Star-K Certified 100°–450°F
- Large Capacity at 4.6 cu.ft.
- Recessed 12-Pass Broil Element for Increased Capacity and Performance

800 Series

27" Single Wall Oven

- Recessed 8-Pass Broil Element for Increased Capacity and Safety

HBN8451UC

27" Single Wall Oven, Stainless Steel






3,399 3,749



HBN8451UC




BUILT-IN OVENS

This price list supersedes all previous price lists. Prices listed herein do not include applicable state or local taxes.

| Model Number | Description | MAP | MSRP | |
|--|---|--------------|--------------|--|
| 800 Series | | | | |
| 30" Single Wall Ovens | | | | |
| <ul style="list-style-type: none"> Home Connect® Features. Remotely Monitor and Control the Wall Oven with Wi-Fi Connectivity | | | | |
| HBL8443UC | 30" Single Wall Oven, Black Stainless Steel | 3,499 | 3,849 |  HBL8443UC |
| 30" Single Wall Oven | | | | |
| <ul style="list-style-type: none"> The Bosch Wall Oven Combines Your Favorite Tools into One Appliance. It's an Air Fryer, Convection Oven, Roaster, Dough Proofer and More Air Fry Mode Quickly Cooks Foods to Crisp Perfection without Added Oil Home Connect® Features. Remotely Monitor and Control the Wall Oven with Wi-Fi Connectivity | | | | |
| HBL8454UC | 30" Single Wall Oven, Stainless Steel with Air Fry | 3,399 | 3,749 |  HBL8454UC |
| 30" Double Wall Oven | | | | |
| <ul style="list-style-type: none"> 11 Upper Oven Modes 5 Lower Oven Modes Genuine European Convection in Upper Oven Thermal Cooking with Bake, Broil, Roast and Warm in Lower Oven | | | | |
|    | | | | |
| | | | | HBN8651UC HBL8651UC HBL8642UC |
| HBN8651UC | 27" Stainless Steel | 4,599 | 5,099 | |
| HBL8651UC | 30" Stainless Steel | 4,599 | 5,099 | |
| HBL8642UC | 30" Black Stainless Steel | 4,799 | 5,299 | |

BUILT-IN OVENS

This price list supersedes all previous price lists. Prices listed herein do not include applicable state or local taxes.

| Model Number | Description | MAP | MSRP | |
|---|----------------------------------|--|-------|---|
| 800 Series | | | | |
| 30" Microwave Combination Oven | | | | |
| <ul style="list-style-type: none">Home Connect® Features. Remotely Monitor and Control the Lower Wall Oven with Wi-Fi ConnectivityCombination Oven Featuring a Microwave and Wall Oven with Touch Control | | <ul style="list-style-type: none">1.6 cu.ft. Capacity Microwave with Drop Down Door and LCD Display11 Lower Oven Modes | | |
| HBL87M53UC | 30" Stainless Steel | 4,849 | 5,349 | |
| | |  HBL87M53UC | | |
| 30" Speed Combination Oven | | | | |
| <ul style="list-style-type: none">Home Connect® Features. Remotely Monitor and Control the Lower Wall Oven with Wi-Fi ConnectivityCombination Oven Featuring a Speed Oven and Wall Oven with Touch ControlSpeed Oven Cooks Faster than a Traditional Oven | | <ul style="list-style-type: none">Speed Oven: For Additional Details Please Review SKU HMC80252UC (page 6-4)11 Lower Oven Modes | | |
| | |  HBL8753UC | |  HBL8743UC |
| HBL8753UC | 30" Combo, Stainless Steel | 5,799 | 6,399 | |
| HBL8743UC | 30" Combo, Black Stainless Steel | 5,999 | 6,599 | |

This price list supersedes all previous price lists. Prices listed herein do not include applicable state or local taxes.

| Model Number | Description | MAP | MSRP |
|--|-------------|-----|------|
| All Bosch Benchmark® Series Built-In Ovens Include the Following Features: | | | |
| <ul style="list-style-type: none"> • QuietClose® Door Dampened Hinges Softly and Quietly Guide the QuietClose® Door Shut • The Color TFT Control Panel with SteelTouch™ Buttons Is Easy to Use • A Full-Extension Telescopic Rack Offers Safe Access to the Oven Cavity • Designed to Be Installed Flush with Your Cabinetry • Compatible with Most Existing Cut-Outs • 13 Specialized Cooking Modes – Gourmet Cooking Made Easy • Custom Cooking Programs: No-Preheat Frozen Food Mode, Pizza, Pie, Warm and Proof • Genuine European Convection • Temperature Conversion for Convection Cooking • Fast Preheat™ Reduces Preheat Time • 2, 3, and 4-Hour Self-Clean Cycles • EcoChef Mode – Remaining Heat in Cavity Finishes Cooking Process • AutoProbe Takes the Guesswork Out of Cooking • Two Halogen Lights Provide Superior Cavity Illumination • Timer with Cook Time and Delay Start Function • Extra Large Door Window for Easy Monitoring of Cooking Process • Star-K Certified 100°–450°F • Two Separate Time Intervals Can Be Programmed • Large Capacity at 4.6 cu.ft. | | | |

Benchmark® Series

30" Single Wall Oven SideOpening Door

- SideOpening Door Offers Better Ergonomic Access to the Oven Cavity
- Recessed 12-Pass Broil Element for Increased Capacity and Performance



HBLP451RUC



HBLP451LUC

| | | | |
|-------------------|--|--------------|--------------|
| HBLP451RUC | 30" Stainless Steel, Right SideOpening Door | 3,899 | 4,299 |
| HBLP451LUC | 30" Stainless Steel, Left SideOpening Door | 3,899 | 4,299 |

30" Single Wall Oven

- The Bosch Wall Oven Combines Your Favorite Tools into One Appliance. It's an Air Fryer, Convection Oven, Roaster, Dough Proofer and More
- Air Fry Mode Quickly Cooks Foods to Crisp Perfection without Added Oil



| | | | | |
|------------------|---|--------------|--------------|------------------|
| HBLP454UC | 30" Single Wall Oven, Stainless Steel with Air Fry | 3,699 | 4,099 | HBLP454UC |
|------------------|---|--------------|--------------|------------------|

BUILT-IN OVENS

This price list supersedes all previous price lists. Prices listed herein do not include applicable state or local taxes.

| Model Number | Description | MAP | MSRP |
|--------------|-------------|-----|------|
|--------------|-------------|-----|------|

Benchmark® Series

30" Double Wall Oven SideOpening Door

- SideOpening Door Offers Better Ergonomic Access to the Oven Cavity
- AutoProbe in the Upper Oven Takes the Guesswork Out of Cooking
- Recessed 12-Pass Broil Element for Increased Capacity and Performance



HBLP651RUC



HBLP651LUC



HBLP651UC

| | | | |
|-------------------|--|--------------|--------------|
| HBLP651RUC | 30" Stainless Steel, Right SideOpening Door | 5,949 | 6,549 |
| HBLP651LUC | 30" Stainless Steel, Left SideOpening Door | 5,949 | 6,549 |
| HBLP651UC | 30" Stainless Steel | 5,149 | 5,699 |

Benchmark® Series

30" Speed Combination Oven with TFT Display

- Combination Oven Featuring a Speed Oven
- Speed Oven Cooks Faster than a Traditional Oven
- *Speed Oven*: For Additional Details Please Review SKU HMCP0252UC (page 6-4)
- Recessed 12-Pass Broil Element for Increased Capacity and Performance

| | | | |
|------------------|----------------------------|--------------|--------------|
| HBLP752UC | 30" Stainless Steel | 6,249 | 6,899 |
|------------------|----------------------------|--------------|--------------|



HBLP752UC

WARMING DRAWERS/ACCESSORIES

This price list supersedes all previous price lists. Prices listed herein do not include applicable state or local taxes.

| Model Number | Description | MAP | MSRP |
|--------------|-------------|-----|------|
|--------------|-------------|-----|------|

500 Series

30" Warming Drawers


- Keeps Meals Hot and Is Designed to Match the Perfectly Flush Fit of a Bosch Wall or Speed Oven
- 3 Settings to Keep Meals Hot and Ready to Serve
- Installs Vertically under Bosch Wall or Speed Oven
- Matches Bosch Built-In Products
- Install Either Flush or Proud
- 450 W Heating Element Concealed Below Drawer
- Special Dough Proofing Mode
- Sturdy Ball Bearing Telescopic Rails for Smooth Opening
- Star-K Certified
- 1 Hour Automatic Shut Off Function with Adjustable Timer
- 2.2 cu.ft. Large Cavity
- Lower Side Walls Allow Easy Loading and Unloading of Drawer



HWD5051UC

HWD5051UC **30" Stainless Steel** **1,599 1,799**

Accessories for Ovens

| | | | | 30" Single Wall Ovens | 30" Double Wall Ovens |
|--|--|------------|------------|-----------------------|-----------------------|
|  | Ball Bearing Telescopic Rack Ball Bearing Full Extension Telescopic Racks • Adjustable to All Rack Support Levels • Convenient Handling • Easy to Operate • Available as Separate Accessory for Even More Convenience HEZTR301 30" Telescopic Rack | 279 | 309 | • | • |

This price list supersedes all previous price lists. Prices listed herein do not include applicable state or local taxes.

| Model Number | Description | MAP | MSRP |
|--------------|-------------|-----|------|
|--------------|-------------|-----|------|

All Bosch Induction Cooktops Include the Following Features:

- Fast And Efficient, Boil Water Two Times Faster
- Easy To Clean Premium Glass
- SpeedBoost® Adds a Boost of Power to an Element
- Precise Temperature Control
- Childproof Panel Lock
- See All Pan Accessories on Page 8-9.

500 Series

30" Induction Cooktop

- An 11" Heating Element Offers 3,600 W of Power
- 30 A Breaker

| | |
|---|--|
| LR: 9" @ 2,200 W/3,600 W (SpeedBoost®) | RR: 11" @ 2,600 W/3,600 W (SpeedBoost®) |
| LF: 6" @ 1,400 W/2,200 W (SpeedBoost®) | RF: 6" @ 1,400 W/2,200 W (SpeedBoost®) |



NIT5060UC

NIT5060UC

30" Induction, Black, Stainless Steel Frameless

2,099 2,349

Discontinues September

36" Induction Cooktop

- Dual 12" Heating Element Offers 5,400 W of Power
- 40 A Breaker

| | | |
|---|--|---|
| LR: 7" @ 1,800 W/3,100 W (SpeedBoost®) | C: 12"/9" @ 3,600 W/5,400 W (SpeedBoost®)/ 2,200 W/3,300 W (SpeedBoost®) | RR: 6" @ 1,400 W/2,200 W (SpeedBoost®) |
| LF: 7" @ 1,800 W/3,100 W (SpeedBoost®) | | RF: 9" @ 2,200 W/3,600 W (SpeedBoost®) |



NIT5660UC

NIT5660UC

36" Induction, Black, Stainless Steel Frameless

2,499 2,749

Discontinues September

30" Induction Cooktop

- Home Connect®
- An 11" Heating Element Offers 3,600 W of Power
- PreciseSelect®
- 30 A Breaker

| | |
|---|--|
| LR: 9" @ 2,200 W/3,600 W (SpeedBoost®) | RR: 11" @ 2,600 W/3,600 W (SpeedBoost®) |
| LF: 6" @ 1,400 W/2,200 W (SpeedBoost®) | RF: 6" @ 1,400 W/2,200 W (SpeedBoost®) |



NIT5063UC
(Image is not final)

NEW NIT5063UC

30" Induction, Black, Frameless

2,099 2,349

Available September

36" Induction Cooktop

- Home Connect®
- Triple-Ring 13" Heating Element Accommodates Multiple-Size Pans with Three Diameter Sizes
- PreciseSelect®
- 40 A Breaker

| | | |
|---|--|---|
| LR: 7" @ 1,800 W/3,100 W (SpeedBoost®) | C: 9"/11"/13" @ 2,200 W/3,600 W (SpeedBoost®) 2,600 W/3,600 W (SpeedBoost®) 3,300 W/3,600 W (SpeedBoost®) | RR: 6" @ 1,400 W/2,200 W (SpeedBoost®) |
| LF: 7" @ 1,800 W/3,100 W (SpeedBoost®) | | RF: 9" @ 2,200 W/3,600 W (SpeedBoost®) |



NIT5663UC
(Image is not final)

NEW NIT5663UC

36" Induction, Black, Frameless

2,499 2,749

Available September

This price list supersedes all previous price lists. Prices listed herein do not include applicable state or local taxes.

| Model Number | Description | MAP | MSRP |
|--------------|-------------|-----|------|
|--------------|-------------|-----|------|

800 Series

24" Induction Cooktop

- Home Connect®
- AutoChef®
- An 11" Heating Element Offers 3,600 W of Power
- PreciseSelect®
- Hood Control with Home Connect® Enabled Ventilation
- 30 A Breaker



NIT8461UC

| | |
|--|---|
| LR: 11" @ 2,600 W/3,600 W (SpeedBoost®) | RR: 7" @ 1,800 W/3,100 W (SpeedBoost®) |
| | RF: 6" @ 1,400 W/2,200 W (SpeedBoost®) |

**NIT8461UC****24" Induction, Black, Frameless****1,999 2,199****30" Induction Cooktop**

- Home Connect®
- AutoChef®
- An 11" Heating Element Offers 3,600 W of Power
- PreciseSelect®
- Hood Control with Home Connect® Enabled Ventilation
- 30 A Breaker



NIT8061UC

| | |
|---|--|
| LR: 9" @ 2,200 W/3,600 W (SpeedBoost®) | RR: 11" @ 2,600 W/3,600 W (SpeedBoost®) |
| LF: 6" @ 1,400 W/2,200 W (SpeedBoost®) | LF: 6" @ 1,400 W/2,200 W (SpeedBoost®) |

**NIT8061UC****30" Induction, Black, Frameless****2,549 2,849****36" Induction Cooktop**

- Home Connect®
- AutoChef®
- Triple-Ring 13" Heating Element Accommodates Multiple-Size Pans with Three Diameter Sizes
- PreciseSelect®
- Hood Control with Home Connect® Enabled Ventilation
- 40 A Breaker



NIT8661UC

| | | |
|---|--|---|
| LR: 7" @ 1,800 W/3,100 W (SpeedBoost®) | C: 9"/11"/13" @ 2,200 W/3,600 W (SpeedBoost®) 2,600 W/3,600 W (SpeedBoost®) 3,300 W/3,600 W (SpeedBoost®) | RR: 6" @ 1,400 W/2,200 W (SpeedBoost®) |
| LF: 7" @ 1,800 W/3,100 W (SpeedBoost®) | | RF: 9" @ 2,200 W/3,600 W (SpeedBoost®) |


**NIT8661UC****36" Induction, Black, Frameless****2,999 3,299**

| This price list supersedes all previous price lists. Prices listed herein do not include applicable state or local taxes. | | | |
|---|-------------|-----|------|
| Model Number | Description | MAP | MSRP |

Benchmark® Series

30" Induction Cooktop

- Home Connect®
 - AutoChef®
 - An 11" Heating Element Offers 3,600 W of Power
- Hood Control Hood Control with Home Connect® Enabled Ventilation
 - FlexInduction® Can Combine Two Cooking Zones into One Continuous Surface
- PowerMove™ Divides FlexInduction® Into 3 Preset Power Level Zones—Simply Move Your Pot to Change the Power Level
 - 30 A Breaker




NITP060UC



| | | | |
|-----------|---------------------------------|-------|-------|
| NITP060UC | 30" Induction, Black, Frameless | 2,999 | 3,299 |
|-----------|---------------------------------|-------|-------|

36" Induction Cooktop

- Home Connect®
 - AutoChef®
 - Dual 12" Heating Element with Powerful 3,600 W
- Hood Control with Home Connect® Enabled Ventilation
 - FlexInduction® Can Combine Two Cooking Zones into One Continuous Surface
- PowerMove™ Divides FlexInduction® Into 3 Preset Power Level Zones—Simply Move Your Pot to Change the Power Level
 - 50 A Breaker



NITP660UC



| | | | | |
|---|---|---|---|--|
| Full Zone: 14" x 8" @ 3,300 W / 3,600 W (SpeedBoost®) | LR: 7" x 8" @ 2,200 W/3,600 W (SpeedBoost®) | C: 12"/9" @ 3,400 W/3,600 W (SpeedBoost®) | RR: 7" x 8" @ 2,200 W/3,600 W (SpeedBoost®) | Full Zone: 14" x 8" @3,300 W / 3,600 W (SpeedBoost®) |
| | LF: 7" x 8" @ 2,200 W/3,600 W (SpeedBoost®) | RF: 7" x 8" @ 2,200 W/3,300 W (SpeedBoost®) | RF: 7" x 8" @ 2,200 W/3,600 W (SpeedBoost®) | |

| | | | |
|-----------|---|-------|-------|
| NITP660UC | 36" Induction Cooktop, Black, Frameless | 3,599 | 3,999 |
|-----------|---|-------|-------|

This price list supersedes all previous price lists. Prices listed herein do not include applicable state or local taxes.

| Model Number | Description | MAP | MSRP |
|--------------|-------------|-----|------|
|--------------|-------------|-----|------|

All Bosch Radiant Cooktops Include the Following Features:

- Current and Residual Heat Indication for Each Element
- Dual-Ring Heating Element for Multiple Pan Sizes
- See All Pan Accessories on Page 8-9.
- Easy to Clean Premium Glass

500 Series

24" Knob Control, Frameless Design

- 4 Elements
- Knob Controls for Precision Cooking
- 8" Heating Element with Powerful 2,200 W
- 30 A Breaker



NEM5466UC

| | |
|---------------------|---------------------|
| LR: 8" @ 2,200 W | RR: 6" @ 1,200 W |
| LF: 6" @ 1,850 W | RF: 7" @ 1,800 W |

NEM5466UC

24" Radiant Cooktop

1,099 1,249

30" Knob Control, Frameless Design

- Dual Element for Using Different Pan Sizes
- Precise Temperature Control for Better Results
- 9" Heating Element with Powerful 2,500 W
- 30 A Breaker



NEM5066UC

| | |
|------------------------------|---------------------|
| LR: 7" @ 1,800 W | RR: 6" @ 1,200 W |
| LF: 7"/5" @ 1,700 W/700 W | RF: 9" @ 2,500 W |

NEM5066UC

30" Radiant Cooktop

1,199 1,349

800 Series

30" Cooktop, Frameless Design

- PreciseSelect®
- Bridge Element
- Dual Element
- SpeedBoost®
- 2-Level Heat Indicator
- Childproof Panel Lock
- Built-In Timers for Each Element: Doubles as General-Purpose Kitchen Timer
- 40 A Breaker



NET8069UC

| | | |
|------------------------------------|---|---------------------|
| LR: 7" @ 1,800 W (400 W Bridge) | C: 9"/6" @ 3,600 W/1,400 W (SpeedBoost®) | RF: 6" @ 1,200 W |
| LF: 7" @ 1,800 W | | |

NET8069UC

30" Radiant, Black, Frameless

1,649 1,849

This price list supersedes all previous price lists. Prices listed herein do not include applicable state or local taxes.

| Model Number | Description | MAP | MSRP |
|--------------|-------------|-----|------|
|--------------|-------------|-----|------|

800 Series
36" Cooktop, Frameless Design

- PreciseSelect®
- Bridge Element
- 2 Dual Elements
- SpeedBoost®
- Clean Lock
- 2-Level Heat Indicator
- ChildLock
- Built-In Timers for Each Element: Doubles as General-Purpose Kitchen Timer
- 50 A Breaker



NET8669UC

| | | |
|------------------------------------|---|------------------------------|
| LR: 7" @ 1,800 W (400 W Bridge) | C: 9"/6" @ 3,600 W/1,400 W (SpeedBoost®) | RR: 6" @ 1,200 W |
| LF: 7" @ 1,800 W | | RF: 8"/5" @ 1,900 W/800 W |

NET8669UC

36" Radiant, Black, Frameless

1,699 1,899

Benchmark® Series
30" Five Element Cooktop with AutoChef®

- Front and Back Stainless Steel Frame
- 2-Zone 9" Heating Element with Powerful 3,600 W Element
- Dual Element Left Front with AutoChef®
- SpeedBoost®
- AutoChef®
- PreciseSelect®
- Keep Warm Mode is Suitable for Melting Chocolate or Butter and for Keeping Food Warm
- Kitchen Timer
- Count-Up Timer
- Clean Lock
- 2-Level Heat Indicator
- Childproof Panel Lock
- 40 A Breaker



NETP069SUC

| | | |
|--|---|---------------------|
| LR: 6" @ 1,200 W | C: 9"/6" @ 3,600 W/1,400 W (SpeedBoost®) | RR: 6" @ 1,200 W |
| AutoChef® LF: 7"/5" @ 2,000 W/800 W | | RF: 6" @ 1,500 W |

NETP069SUC

**30" Radiant
Black with Stainless Steel Frame**

1,699 1,899

Discontinues December

This price list supersedes all previous price lists. Prices listed herein do not include applicable state or local taxes.

| Model Number | Description | MAP | MSRP |
|--------------|-------------|-----|------|
|--------------|-------------|-----|------|

All Bosch Gas Cooktops Include the Following Features:

- Front-Center Controls
- Continuous Cast Iron Grates
- LP Kit Included
- High Efficiency Gas Burners
- FlameSafe thermocouple shuts off gas if flame is extinguished
- See All Pan Accessories on Page 8-9.

500 Series

24" Gas Cooktop

- 4 Burners
- 10.3K BTU Max
- Ideal for Kitchens with a Smaller Footprint
- Stainless-Look Metal Knobs
- LED "On" Indicator Light
- Low Profile Stainless Steel Design for Easy Cleaning
- Sealed Burners for Easier Cleanup



NGM5453UC

| | |
|---------------|----------------|
| LR: 6,000 BTU | RR: 10,300 BTU |
| LF: 6,000 BTU | RF: 3,400 BTU |

NGM5453UC

24" Gas Cooktop, 4 Burners, Stainless Steel

1,099 1,249

30" Gas Cooktop

- 5 Burners
- 16K BTU Max
- OptiSim® Burner
- Stainless-Look Metal Knobs
- LED "On" Indicator Light
- Low Profile Stainless Steel Design for Easy Cleaning
- Sealed Burners for Easier Cleanup



NGM5059UC

| | | |
|---------------|---------------|----------------|
| LR: 6,000 BTU | C: 16,000 BTU | RR: 10,300 BTU |
| LF: 3,400 BTU | | RF: 6,000 BTU |

NGM5059UC

30" Gas Cooktop, 5 Burners, Stainless Steel

1,249 1,399

36" Gas Cooktop

- 5 Burners
- 16K BTU Max
- OptiSim® Burner
- Stainless-Look Metal Knobs
- LED "On" Indicator Light
- Low Profile Stainless Steel Design for Easy Cleaning
- Sealed Burners for Easier Cleanup



NGM5659UC

| | | |
|---------------|---------------|----------------|
| LR: 6,000 BTU | C: 16,000 BTU | RR: 10,300 BTU |
| LF: 3,400 BTU | | RF: 6,000 BTU |

NGM5659UC

36" Gas Cooktop, 5 Burners, Stainless Steel

1,399 1,549


This price list supersedes all previous price lists. Prices listed herein do not include applicable state or local taxes.

| Model Number | Description | MAP | MSRP |
|--------------|-------------|-----|------|
|--------------|-------------|-----|------|

800 Series

30" Gas Cooktop

- 5 Burners
- FlameSelect® (9 Power Levels)
- 17K BTU Max
- Dual-Ring Power Burner
- OptiSim® Burner
- LED Light Line Knob Illumination
- Dishwasher-Safe Grates
- Residual Heat Indication



NGM8059UC



NGM8049UC

NGM8059UC**30" Gas Cooktop, 5 Burners, Stainless Steel****1,699 1,899**

| | | |
|---------------|---------------|----------------|
| LR: 6,000 BTU | C: 17,000 BTU | RR: 10,300 BTU |
| LF: 3,400 BTU | | RF: 6,000 BTU |

NGM8049UC**30" Gas Cooktop, 5 Burners
Black with Black Stainless Knobs****1,799 1,999****36" Gas Cooktop**

- 5 Burners
- FlameSelect® (9 Power Levels)
- 17K BTU Max
- Dual-Ring Power Burner
- OptiSim® Burner
- LED Light Line Knob Illumination
- Dishwasher-Safe Grates
- Residual Heat Indication



NGM8659UC

| | | |
|---------------|---------------|----------------|
| LR: 6,000 BTU | C: 17,000 BTU | RR: 10,300 BTU |
| LF: 3,400 BTU | | RF: 6,000 BTU |

NGM8659UC**36" Gas Cooktop, 5 Burners, Stainless Steel****1,799 1,999**

This price list supersedes all previous price lists. Prices listed herein do not include applicable state or local taxes.

| Model Number | Description | MAP | MSRP |
|--------------|-------------|-----|------|
|--------------|-------------|-----|------|

Benchmark® Series

30" Gas Cooktop

- | | | |
|---|---|---|
| <ul style="list-style-type: none"> • 5 Burners • FlameSelect® (9 Power Levels) • 18K BTU Max | <ul style="list-style-type: none"> • Bosch Exclusive Dual-Ring Power Burner • OptiSim® Burner • LED Power Level/Residual Heat Indication Display | <ul style="list-style-type: none"> • Digital Display Indicating Selected Power Level • Stainless-Look Metal Knobs • Dishwasher-safe Grates |
|---|---|---|



NGMP059UC

FlameSelect

| | | |
|---------------|---------------|----------------|
| LR: 6,000 BTU | C: 18,050 BTU | RR: 10,300 BTU |
| LF: 3,400 BTU | | RF: 6,000 BTU |

NGMP059UC **30" Gas Cooktop, 5 Burners, Stainless Steel** **2,099 2,349**

36" Gas Cooktop

- | | | |
|---|---|---|
| <ul style="list-style-type: none"> • 5 Burners • FlameSelect® (9 Power Levels) • 18K BTU Max | <ul style="list-style-type: none"> • Bosch Exclusive Dual-Ring Power Burner • OptiSim® Burner • LED Power Level/Residual Heat Indication Display | <ul style="list-style-type: none"> • Digital Display Indicating Selected Power Level • Stainless-Look Metal Knobs • Dishwasher-safe Grates |
|---|---|---|



NGMP659UC





FlameSelect

| | | |
|---------------|---------------|----------------|
| LR: 6,000 BTU | C: 18,050 BTU | RR: 10,300 BTU |
| LF: 3,400 BTU | | RF: 6,000 BTU |

NGMP659UC **36" Gas Cooktop, 5 Burners, Stainless Steel** **2,199 2,449**

ACCESSORIES

This price list supersedes all previous price lists. Prices listed herein do not include applicable state or local taxes.

| Model Number | Description | MAP | MSRP | Cooktops | | | | Rangetops | |
|---|---|-----|------|-----------|---------|--------------|---------------|-----------|-----|
| Accessories for Cooktops | | | | Induction | Radiant | Mainline Gas | Benchmark Gas | 30" | 36" |
|  | HEZ9GW23UC Industrial-Style Wok Ring for 30" Gas Rangetop | 69 | 79 | | | | | • | |
|  | Metal Knob Kit Metal Knobs, Compatible with Mainline and Benchmark Gas Cooktops HEZ27754 Set of Five Knobs | 119 | 139 | | | • | • | | |
|  | HEZ7YZ30UC 9" Stainless Steel Low Backguard for 30" Gas Rangetop | 199 | 219 | | | | | • | |
|  | HEZ7YZ36UC 9" Stainless Steel Low Backguard for 36" Gas Rangetop | 209 | 229 | | | | | | • |

This price list supersedes all previous price lists. Prices listed herein do not include applicable state or local taxes.

| Model Number | Description | MAP | MSRP |
|--------------|-------------|-----|------|
|--------------|-------------|-----|------|

All Bosch Gas Rangetops Include the Following Features:

- 18K BTU Max
- OptiSim® Burner
- High Efficiency Burners
- Industrial-Style Design
- Porcelain Enameled Cooking Surface
- Large Metal Control Knobs
- Up-Front Centralized Controls
- Continuous Surface Cast Iron Grates
- Dishwasher-Safe Grates
- Electronic Ignition
- Flame Supervision Device
- LP Kit Included

800 Series

30" Gas Rangetop

- 18K BTU Dual Flame Ring Burner
- Two 12K BTU Large Burners
- 5K BTU OptiSim® Simmer Burner

| | |
|----------------|----------------|
| LR: 12,000 BTU | RR: 5,000 BTU |
| LF: 12,000 BTU | RF: 18,000 BTU |



RGM8058UC

RGM8058UC

30" Gas Rangetop, 4 Burners, Stainless Steel

3,399 3,749

36" Gas Rangetop

- Two 18K BTU Dual Flame Ring Burners
- Three 12K BTU Large Burners
- 5K BTU OptiSim® Simmer Burner

| | | |
|----------------|----------------|----------------|
| LR: 12,000 BTU | CR: 12,000 BTU | RR: 5,000 BTU |
| LF: 18,000 BTU | CF: 12,000 BTU | RF: 18,000 BTU |



RGM8658UC





RGM8658UC

36" Gas Rangetop, 6 Burners, Stainless Steel

3,899 4,299









UNDER-CABINET HOODS

This price list supersedes all previous price lists. Prices listed herein do not include applicable state or local taxes.

| Model Number | Description | MAP | MSRP |
|--|--|---|--------------|
| 300 Series | | | |
| 30" and 36" Under-Cabinet Hood | |  DUH30253UC | |
| <ul style="list-style-type: none"> 5" Height / 21" Depth Slim-Line Styling 3-Speed Control – Rotary Knobs 300 CFM | <ul style="list-style-type: none"> 2 LED Lights Dishwasher Safe Aluminum Mesh Filters Ducted or Convertible to Non-Ducted Operation | <ul style="list-style-type: none"> 7" Round (Vertical) and 3 1/4" x 10" Rectangular (Horizontal) | |
| DUH30253UC | 30" Stainless Steel, 300 CFM Blower | 699 | 799 |
| DUH36253UC | 36" Stainless Steel, 300 CFM Blower | 799 | 899 |
| 500 Series | | | |
| 30" and 36" Under-Cabinet Hood | |  DUH50353UC | |
| <ul style="list-style-type: none"> 5" Height / 21" Depth Slim-Line Styling Touch Control with Backlite LED – 3 Speeds 300 CFM | <ul style="list-style-type: none"> 2 LED Lights Dishwasher-Safe Aluminum Mesh Filters Ducted or Convertible to Non-Ducted Operation | <ul style="list-style-type: none"> 7" Round (Vertical) Ducting & 3 1/4" x 10" Rectangular (Horizontal) | |
| DUH50353UC | 30" Stainless Steel, 300 CFM Blower | 899 | 999 |
| DUH56353UC | 36" Stainless Steel, 300 CFM Blower | 999 | 1,099 |
| 800 Series | | | |
| 30" and 36" Professional-Style Under-Cabinet Hood | |  DUH80553UC | |
| <ul style="list-style-type: none"> 11" Height / 23" Depth Professional Styling Touch Control with LED Backlite – 4 Speeds 600 CFM | <ul style="list-style-type: none"> 2 LED Lights Dishwasher Safe Aluminum Mesh Filters with Stainless Steel Covers Ducted or Convertible to Non-Ducted Operation | <ul style="list-style-type: none"> Ducting - 8" Round (Vertical) Home Connect® | |
| DUH80553UC | 30" Stainless Steel, 600 CFM Blower | 1,599 | 1,799 |
| DUH86553UC | 36" Stainless Steel, 600 CFM Blower | 1,699 | 1,899 |
| Benchmark Series | | | |
| 30" and 36" Professional-Style Under-Cabinet Hood | |  DUHP0853UC | |
| <ul style="list-style-type: none"> 18" Height / 23" Depth Professional Styling Touch Controls with LED Backlite – 4 Speeds 800 CFM | <ul style="list-style-type: none"> 2 LED Lights Dishwasher Safe Aluminum Mesh Filters with Stainless Steel Covers Ducted or Convertible to Non-Ducted Operation | <ul style="list-style-type: none"> Ducting - 8" Round (Vertical) Home Connect® | |
| DUHP0853UC | 30" Stainless Steel, 800 CFM Blower | 1,799 | 1,999 |
| DUHP6853UC | 36" Stainless Steel, 800 CFM Blower | 1,899 | 2,099 |

UNDER-CABINET HOOD ACCESSORIES

This price list supersedes all previous price lists. Prices listed herein do not include applicable state or local taxes.

| Model Number | Description | | | MAP | MSRP | | | | |
|---|-------------------|---|------------|------------|---|---|-----|---|---|
| Accessories for Under-Cabinet Hoods | | | | | | DUH | | | |
| | | | | | | 300/500 Series | | 800/Benchmark | |
| | | | | | | 30" | 36" | 30" | 36" |
|  | HEZVEUD301 | 30" 300 Series Recirculation Filter Kit - 2 Pack | 69 | 79 |  | | | | |
|  | HEZVEUD361 | 36" 300 Series Recirculation Filter Kit - 2 Pack | 79 | 89 | |  | | | |
|  | HEZVEUD302 | 30" 800/Benchmark Series Recirculation Filter Kit - 2 Pack | 109 | 119 | | | |  | |
|  | HEZVEUD362 | 36" 800/Benchmark Series Recirculation Filter Kit - 2 Pack | 119 | 139 | | | | |  |

ISLAND HOODS/ACCESSORIES

This price list supersedes all previous price lists. Prices listed herein do not include applicable state or local taxes.

| Model Number | Description | MAP | MSRP |
|--------------|-------------|-----|------|
|--------------|-------------|-----|------|

800 Series

Slim Profile Box Canopy Island Hood




- 600 CFM
- Four-Speed Electronic Control with White and Red LCD Display
- Kitchen Timer
- Clean Filter Reminder
- Auto On/Heat Sensor
- Four 20 W Halogen Lights
- Three Anodized Aluminum Mesh Filters with Stainless Steel Bosch Design Covers and Metal Latch
- Vertical Ducting with 8" Round Duct
- Backdraft Damper and Transition Included
- Recirculation Kit Available as an Accessory
- Extension Kit for Ceilings 9' to 11' 6" Available as an Accessory



HIB82651UC

HIB82651UC **42" Island Hood, 600 CFM** **2,499 2,749**

Accessories for Island Hoods

| Accessories for Island Hoods | | | | | HIB |
|---|--|----------------------------------|------------|------------|-----|
| | | | | | 42" |
|  | Island Hood Extension Kit <ul style="list-style-type: none">• Fits Ceilings From 9' to 11' 6" in Height• Stainless Steel Flue Extensions and Inner Structure Parts Included. | | | | • |
| | HCIEXT5UC | Island Hood Extension Kit | 539 | 599 | |
|  | Box/Pyramid/Glass Canopy Chimney Hood Recirculation Kit | | | | • |
| | HCREC5UC | | 119 | 139 | |
|  | Island Hood Recirculation Kit | | | | • |
| | HIREC5UC | | 109 | 119 | |

CHIMNEY WALL HOODS

This price list supersedes all previous price lists. Prices listed herein do not include applicable state or local taxes.

| Model Number | Description | MAP | MSRP |
|--------------|-------------|-----|------|
|--------------|-------------|-----|------|

All Bosch Chimney Wall Hoods Include the Following Features:

- Kitchen Timer
- Clean Filter Reminder
- Auto On/Heat Sensor
- Anodized Aluminum Mesh Filters
- Vertical Ducting with 8" Round Duct
- Backdraft Damper and Transition Included
- Recirculation Kit Available as an Accessory
- Extension Kit for Ceilings 9'-11' 6" Available as an Accessory

300 Series

ENERGY STAR® Certified Pyramid Canopy Chimney Hood

- 300 CFM
- Three-Speed Electronic Control with White and Red LCD Display
- Two Bright LED Lights

| | | | |
|-------------------|---|--------------|--------------|
| HCP34E52UC | 24" Pyramid Canopy Chimney Hood, 300 CFM | 1,199 | 1,349 |
| HCP30E52UC | 30" Pyramid Canopy Chimney Hood, 300 CFM | 1,349 | 1,499 |
| HCP36E52UC | 36" Pyramid Canopy Chimney Hood, 300 CFM | 1,399 | 1,549 |



HCP34E52UC

500 Series

Box Canopy Chimney Hood

- 600 CFM
- Four Speed Electronic Control with White and Red LCD Display
- Two 40 W Halogen Lights

| | | | |
|-------------------|---|--------------|--------------|
| HCB50651UC | 30" Box Canopy Chimney Hood, 600 CFM | 1,699 | 1,899 |
| HCB56651UC | 36" Box Canopy Chimney Hood, 600 CFM | 1,799 | 1,999 |



HCB50651UC

Pyramid Canopy Chimney Hood

- Home Connect®
- 600 CFM
- Cooktop Hood Control
- Four Speed Electronic Control with White and Red LCD Display
- Two Bright LED Lights

| | | | |
|-------------------|---|--------------|--------------|
| HCP50652UC | 30" Pyramid Canopy Chimney Hood, 600 CFM | 1,699 | 1,899 |
| HCP56652UC | 36" Pyramid Canopy Chimney Hood, 600 CFM | 1,799 | 1,999 |



HCP50652UC

800 Series

Pyramid Canopy Chimney Hood

- Black Stainless Steel Guards Against Surface Scratches and Fingerprints
- 600 CFM
- Four Speed Electronic Control with White and Red LCD Display
- Two 40 W Halogen Lights

| | | | |
|-------------------|--|--------------|--------------|
| HCP80641UC | 30" Pyramid Chimney, 600 CFM, Black Stainless | 1,499 | 1,649 |
| HCP86641UC | 36" Pyramid Chimney, 600 CFM, Black Stainless | 1,699 | 1,899 |



HCP80641UC

CHIMNEY WALL HOODS/ACCESSORIES

This price list supersedes all previous price lists. Prices listed herein do not include applicable state or local taxes.

| Model Number | Description | MAP | MSRP |
|--------------|-------------|-----|------|
|--------------|-------------|-----|------|

Benchmark® Series








Glass Canopy Chimney Hood

- Anodized Aluminum Mesh Filter with Stainless Steel Bosch Design Cover and Metal Latch
- 600 CFM
- Four Speed Electronic Control with White and Red LCD Display
- Clean Filter Reminder
- Two 40 W Halogen Lights



HCG56651UC **36" Glass Canopy Chimney Hood, 600 CFM** **2,299** **2,549** HCG56651UC

Accessories for Chimney Wall Hoods

| | | | | | HCB/Box | HCP/Pyramid | HCG/Glass Canopy |
|---|--|------------|------------|--|---------|-------------|------------------|
|  | Chimney Wall Hood Extension Kit. • Fits Ceilings From 9' to 11' 6" in Height • Stainless Steel Flue Extensions and Inner Structure Parts Included | | | | | | |
|  | HCBEXT5UC Box Canopy Chimney Hood Extension Kit, Stainless Steel | 319 | 359 | | • | | |
|  | HCGEXT5UC Glass Canopy Chimney Hood Extension Kit | 319 | 359 | | | | • |
|  | HCPEXT4UC Pyramid Canopy Chimney Hood Extension Kit, Black Stainless Steel | 539 | 599 | | | • | |
|  | HCPEXT5UC Pyramid Canopy Chimney Hood Extension Kit, Stainless Steel | 319 | 359 | | | • | |
|  | HCIFILTUC Box/Pyramid/Glass Canopy Chimney Hood Filter Kit | 119 | 139 | | • | • | • |
|  | HCREC5UC Box/Pyramid/Glass Canopy Chimney Hood Recirculation Kit | 119 | 139 | | • | • | • |

PULL-OUT HOODS/ACCESSORIES

This price list supersedes all previous price lists. Prices listed herein do not include applicable state or local taxes.

| Model Number | Description | MAP | MSRP |
|--------------|-------------|-----|------|
|--------------|-------------|-----|------|

500 Series

Integrated Stainless Pull-Out Range Hood

- 400 CFM
- Electronic Control with White LCD Display
- Kitchen Timer
- Clean Filter Reminder
- Three Fan Speeds with Intensive Speed
- Two Bright LED Lights
- Two Anodized Aluminum Mesh Filters
- Vertical Ducting with 6" Round Duct
- Backdraft Damper and Transition Included
- Recirculation/Charcoal Kit Available as an Accessory
- 110 V UL Rated with 120 V 3-Prong Plug



HUI54452UC

HUI54452UC **24" Pull-Out Hood, 400 CFM** **999 1,099**

Integrated Stainless Pull-Out Range Hood

- 300 CFM – (30" Width)
- 500 CFM – (36" Width)
- Three Speed Slider Switch Control
- Two 20 W Halogen Lights
- Four Aluminum Mesh Filters
- Removable Stainless Steel Front Visor Panel That Can Be Replaced with a Custom Strip (Not Provided)
- 6" Round Duct
- Vertical and Horizontal Discharge
- 120 V Junction Box Direct Wire
- CFM Reducer Kit Available as Accessory
- Non-Duct Recirculation Kit Available as Accessory (Vent Grate Cover Included with Hood)






HUI56551UC

HUI50351UC **30" Pull-Out Hood, 300 CFM, Stainless Steel** **1,099 1,249**

HUI56551UC **36" Pull-Out Hood, 500 CFM, Stainless Steel** **1,099 1,249**

Accessories for Pull-Out Hoods

| | | | HUI54452UC | HUI50351UC | HUI56551UC |
|---|--|--|------------|------------|------------|
|  | Recirculation Kit/Charcoal Filter Accessory Kit For HUI50351UC and HUI56551UC Models • Absorbs Odors with High Quality Heavy Duty Charcoal Filters • For Recirculation, Non-Vented Installations HUIF06UC Non-Duct Recirculation Accessory Kit/ Charcoal Filter Accessory Kit 109 119 | | | • | • |
|  | CFM Reducer Accessory Kit For HUI56551UC Model • Reduces CFM to Under 300 • Converts a 6" Round Duct to a 5" Round Duct • Check Your Local Code and Regulations for Make-Up Air Requirements HUIRED56UC CFM Reducer Accessory Kit, Reduces CFM to Under 300 CFM 59 69 | | | | • |
|  | Recirculation/Charcoal Kit for HUI54452UC – 24" Pull-Out Hood HVREC5UC Pull-Out Hood Recirculation/ Charcoal Filter Accessory Kit 109 119 | | • | | |

This price list supersedes all previous price lists. Prices listed herein do not include applicable state or local taxes.

| Model Number | Description | MAP | MSRP |
|--------------|-------------|-----|------|
|--------------|-------------|-----|------|

ALL NEW Bosch Custom Insert Range Hoods Include the Following Features:

- Two LED Lights
- Dishwasher-safe Aluminum Filter
- 15 Amps
- Mesh with Stainless Steel Cover
- 120 V
- Plug Type: Hardwire


300 Series

Custom Insert Range Hood

- 300 CFM
- Home Connect®
- Vertical Ducting with 6" Round Duct
- Touch Control



HUI34253UC

| | | | | |
|-------------------|--|--------------|--------------|---|
| HUI34253UC | 24" Custom Insert Hood, 300 CFM | 999 | 1,099 |  |
| HUI30253UC | 30" Custom Insert Hood, 300 CFM | 1,099 | 1,249 | |
| HUI36253UC | 36" Custom Insert Hood, 300 CFM | 1,099 | 1,249 | |



HUI30253UC



HUI36253UC


800 Series

Custom Insert Range Hood

- 600 CFM
- Home Connect®
- Vertical Ducting with 8" Round Duct
- Touch Control



HUI80553UC

| | | | | |
|-------------------|--|--------------|--------------|---|
| HUI80553UC | 30" Custom Insert Hood, 600 CFM | 1,399 | 1,549 |  |
| HUI86553UC | 36" Custom Insert Hood, 600 CFM | 1,499 | 1,649 | |





HUI86553UC

CUSTOM INSERT ACCESSORIES

This price list supersedes all previous price lists. Prices listed herein do not include applicable state or local taxes.

| Model Number | Description | MAP | MSRP | | | | | |
|--------------|-------------|-----|------|--|--|--|--|--|
|--------------|-------------|-----|------|--|--|--|--|--|

| Accessories for Custom Insert Range Hoods | | | | HUI34253UC | HUI30253UC | HUI36253UC | HUI80553UC | HUI86553UC |
|---|-------------------|--|---------|------------|------------|------------|------------|------------|
|  | HUIFIL0UC | Charcoal Filter Kit for 30" Custom Inserts HUI30253UC, and HUI80553UC | 109 119 | | • | | • | |
|  | HUIFIL46UC | Charcoal Filter Kit for 24" Custom Insert HUI34253UC and 36" Custom Inserts HUI36253UC, and HUI86553UC | 109 119 | • | | • | | • |

DOWNDRAFT/ACCESSORIES

This price list supersedes all previous price lists. Prices listed herein do not include applicable state or local taxes.

| Model Number | Description | MAP | MSRP |
|--------------|-------------|-----|------|
|--------------|-------------|-----|------|

800 Series

Downdraft Ventilation

- Design Matched for Use In Combination with Bosch Cooktops
 - 15" Telescopic Chimney Rise
 - Preserves Clean Sight Lines When Not In Use
 - Stainless Steel
 - Six Possible Discharge Connections to Fit Your Kitchen Design Allowing Flexibility to Exhaust At Sides, Front, Rear or Downward (Additional Accessories May Be Required Depending on Installation, See Manual)
 - Sleek Front Panel Conceals Mesh Filters, Giving a Timeless Aesthetic and Acts as a Splatter Guard While Cooking
 - Dishwasher-Safe Aluminum Mesh Filters
 - 3-Speed Control
- May Be Required to Complete the Installation Depending on Exhaust Direction & Blower Chosen:*
- Downdraft Transitions (HDDSTRAN6, HDDSTRAN8, HDDFTRAN6, HDDFTRAN8, HDD2RECTD, HDDSTRAN2 see page 10-10)
 - Recirculation Possible, Accessory Sold Separately (HDDREC5UC see page 10-11)
 - Gas Cooktop Seal Kit Sold Separately (Required For Installation with Gas Cooktops see page 10-11).
- Required to Complete the Installation: Blower Options, Sold Separately*
- 600 CFM Remote (DHR1FZUC), and Inline (DHI1FZUC) Blower



HDD80052UC

HDD80052UC **30" Downdraft, Optional Blower** **1,899 2,099**

HDD86052UC **36" Downdraft, Optional Blower** **1,999 2,199**







NOTE: Transition required and sold separately for all remote and inline blower installations.

Accessories for Downdraft-Blowers

| | | | | | HDD80052UC | HDD86052UC |
|--|------------------|--|---------------------------------|------------|------------|------------|
| | DHG602DUC | 600 CFM Flexible Blower for HDD80052UC and HDD86052UC Bosch Downdrafts Only 8" Round Exhaust | 799 | 899 | • | • |
| | DHI1FZUC | 600 CFM Inline Blower | 799 | 899 | • | • |
| | DHR1FZUC | 600 CFM Remote Blower for HDD80052UC and HDD86052UC Bosch Downdrafts Only 6" Round Exhaust | 799 | 899 | • | • |
| | EXTNCB25W | 25-ft Remote & Inline Blower Extension Cable Compatible with Remote Blower DHR1FZUC and Inline Blower DHI1FZUC | See Thermador Price List | | • | • |
| | EXTNSET4 | 3-pc extension set for Inline and remote blowers For older generation blowers when paired with new generation blowers Compatible with Remote Blower DHR1FZUC and Inline Blower DHI1FZUC | See Thermador Price List | | • | • |







DOWNDRAFT ACCESSORIES

This price list supersedes all previous price lists. Prices listed herein do not include applicable state or local taxes.

| Model Number | Description | MAP | MSRP | | |
|---|---|-----|------|------------|------------|
| Accessories for Downdraft—Transitions | | | | | |
| The Below Transitions May Be Required to Complete the Installation of HDD80052UC and HDD86052UC Depending on the Discharge Connection Chosen in Combination with the Downdraft Blower Selected (See Installation Manual) • For Use with Inline and Remote Blowers | | | | HDD80052UC | HDD86052UC |
|  | HDD2RECTD 2' Rectangular Duct Rectangular Duct That Is 2' Long x 1 7/8" Deep x 19" Wide Ability to Use as an Extension to Exhaust through a Cabinet or Wall. To Modify Length, Duct May Be Cut. HDDSTRAN6 or HDDSTRAN8 May Be Used to Connect HDD2RECTD to Round Ductwork HDDSTRAN2 Required to Attach Duct to Downdraft Housing | 89 | 99 | • | • |
|  | HDDSTRAN2 Transition for Rectangular Duct Required to Attach HDD2RECTD 2' Rectangular Duct to Downdraft Housing | 69 | 79 | • | • |
|  | HDDFTRAN6 6" Round Front Plate Front Rough-In Plate for Front Exhaust Applications | 79 | 89 | • | • |
|  | HDDFTRAN8 8" Round Front Plate for Downdraft Front Rough-In Plate for Front Exhaust Applications | 79 | 89 | • | • |
|  | HDDSTRAN6 6" Side/Rear Transition Rectangular 1 7/8" X 19" Transition to 6" Round for Side and Rear Exhaust Applications | 139 | 159 | • | • |
|  | HDDSTRAN8 8" Side/Rear Transition Rectangular 1 7/8" X 19" Transition to 8" Round for Side and Rear Exhaust Applications | 139 | 159 | • | • |

DOWNDRAFT ACCESSORIES

This price list supersedes all previous price lists. Prices listed herein do not include applicable state or local taxes.

| Model Number | Description | MAP | MSRP | | |
|---|--|---|----------------|------------|------------|
| Accessories for Downdraft | | | | HDD80052UC | HDD86052UC |
|  | Downdraft Recirculation Kit <ul style="list-style-type: none"> Enables Non-Ducted Downdraft Installation by Allowing Filtered Air to Re-Enter the Kitchen after Passing Through a Charcoal Filter Includes Recirculation Module, Charcoal Filter and Metal Grill Vent Plate Recirculation Module Works In Wall or Island Applications Mounts to Cabinet Base, Recesses into Toe Kick/Socket Area Fits In Toe-Kick/Socket Heights of 4" or Taller Module and Grill Vent Plate Can Be Placed So Air Does Not Hit Feet Downdraft and Internal Blower Sold Separately To Be Used Only with Bosch Downdrafts and Blowers May Bypass the Need to Supply Make Up Air, Subject to Local Code | | | | |
| | HDDREC5UC | Recirculation Kit for Downdraft Replace Filters Every 3-6 Months, Depending on Usage, with HDDFILTUC | 479 529 | • | • |
|  | HDDFILTUC | Charcoal Filter Replacement for Recirculation Kit for Downdraft | 89 99 | • | • |
|  | Gas Cooktop Seal Kit <ul style="list-style-type: none"> For Use with 30" HDD80052UC and 36" HDD86052UC Downdrafts Required for Installation with Gas Cooktops Includes Trim Bracket, Seal, and 2 Metal Grills | | | | |
| | HDD0RSP | 30" Gas Cooktop Seal Kit for Downdraft | 89 99 | • | • |
|  | HDD6RSP | 36" Gas Cooktop Seal Kit for Downdraft | 89 99 | • | • |
|  | HDDTRIM30S | Trim accessory for 30" downdraft | 49 59 | • | |
|  | HDDTRIM36S | Trim accessory for 36" downdraft | 49 59 | | • |

12029918 5-10

B

B09IB91NSP 1-7
 B18IF905SP 1-10
 B24CB50ESS 1-6
 B24CB80ESB 1-7
 B24CB80ESS 1-7
 B24CB80ESW 1-7
 B30BB130SS 1-8
 B30BB935SS 1-8
 B30IB100SP 1-8
 B30IB905SP 1-8
 B30IR905SP 1-10
 B33CM10SNS 1-6
 B36BT130NS 1-9
 B36BT935NS 1-9
 B36CD10ENS 1-1
 B36CD52SNB 1-3
 B36CD52SNS 1-3
 B36CL80ENS 1-5
 B36CL80SNS 1-5
 B36CL81ENG 1-5
 B36CL81ENW 1-5
 B36CT80SNB 1-4
 B36CT80SNS 1-4
 B36CT81ENS 1-4
 B36FD10ENS 1-1
 B36FD52SNB 1-2
 B36FD52SNS 1-2
 B36HNDL800 1-11
 B36IT100NP 1-9
 B36IT905NP 1-9
 BCM8450UC 4-1
 BFL18IF800 1-11
 BFL30IR800 1-11
 BORPLFTR30 1-11
 BORPLFTR55 1-11

D

DHG602DUC 10-9
 DH11FZUC 10-9
 DHR1FZUC 10-9
 DUH30253UC 10-1
 DUH36253UC 10-1
 DUH50353UC 10-1
 DUH56353UC 10-1
 DUH80553UC 10-1
 DUH86553UC 10-1
 DUHP0853UC 10-1
 DUHP6853UC 10-1

E

EXTNCB25W 10-9
 EXTNSET4 10-9

F

FPETHKT50 1-11
 FPETHRF50 1-11

H

HBE5453UC 7-1
 HBL57M52UC 7-3
 HBL87M53UC 7-6
 HBL5351UC 7-2
 HBL5451UC 7-2
 HBL5455LUC 7-3
 HBL5455RUC 7-3
 HBL5651UC 7-3
 HBL5754UC 7-4
 HBL8443UC 7-5
 HBL8454UC 7-5
 HBL8642UC 7-5
 HBL8651UC 7-5
 HBL8743UC 7-6
 HBL8753UC 7-6
 HBLP451LUC 7-7
 HBLP451RUC 7-7
 HBLP454UC 7-7
 HBLP651LUC 7-8
 HBLP651RUC 7-8
 HBLP651UC 7-8
 HBLP752UC 7-8
 HBN8451UC 7-4
 HBN8651UC 7-5
 HCB50651UC 10-4
 HCB56651UC 10-4
 HCBEXT5UC 10-5
 HCG56651UC 10-5
 HCGEXT5UC 10-5
 HCIEXT5UC 10-3
 HCIFILTUC 10-5
 HCP30E52UC 10-4
 HCP34E52UC 10-4
 HCP36E52UC 10-4
 HCP50652UC 10-4
 HCP56652UC 10-4
 HCP80641UC 10-4
 HCP86641UC 10-4
 HCPEXT4UC 10-5
 HCPEXT5UC 10-5
 HCREC5UC 10-3, 10-5
 HDD0RSP 10-11
 HDD2RECTD 10-10
 HDD6RSP 10-11

HDD80052UC 10-9
 HDD86052UC 10-9
 HDDFILTUC 10-11
 HDDFTRAN6 10-10
 HDDFTRAN8 10-10
 HDDREC5UC 10-11
 HDDSTRAN2 10-10
 HDDSTRAN6 10-10
 HDDSTRAN8 10-10
 HDDTRIM30S 10-11
 HDDTRIM36S 10-11
 HDI8056U 5-8
 HDIP056U 5-8
 HDS8045U 5-3
 HDS8055U 5-3
 HDS8645U 5-3
 HDS8655U 5-3
 HEATKITB82 1-11
 HEF1050MU 5-5
 HEI8056U 5-5
 HEZ7YZ30UC 8-9
 HEZ7YZ36UC 8-9
 HEZ8LLUC 5-10
 HEZ8TK30UC 5-10
 HEZ8TK36UC 5-10
 HEZ8YZ04UC 5-9
 HEZ8YZ30UC 5-9
 HEZ8YZ36UC 5-9
 HEZ8ZZ30UC 5-9
 HEZ8ZZ36UC 5-9
 HEZ9GW23UC 5-9, 8-9
 HEZ9LLUC 5-10
 HEZ9TK30UC 5-10
 HEZ9TK36UC 5-10
 HEZ9YZ04UC 5-9
 HEZ9YZ30UC 5-9
 HEZ9YZ36UC 5-9
 HEZ9ZZ30UC 5-9
 HEZ9ZZ36UC 5-9
 HEZ27754 8-9
 HEZ298102 5-11
 HEZBS301 5-11
 HEZCMT3050 4-1
 HEZTR301 5-11, 7-9
 HEZVEUD301 10-2
 HEZVEUD302 10-2
 HEZVEUD361 10-2
 HEZVEUD362 10-2
 HGF1050MUC 5-6
 HGI8046UC 5-6
 HGI8056UC 5-6
 HGIP056UC 5-7
 HGS8045UC 5-2
 HGS8055UC 5-2
 HGS8645UC 5-2

| | | | | | |
|------------------|------|------------------|------|------------------|------|
| HGS8655UC | 5-2 | NGM8049UC | 8-7 | SHV53CM3N..... | 2-3 |
| HGZBS301 | 5-11 | NGM8059UC | 8-7 | SHV78CM3N..... | 2-8 |
| HGZIT301 | 5-11 | NGM8659UC | 8-7 | SHV78DM3N..... | 2-7 |
| HIB82651UC | 10-3 | NGMP059UC | 8-8 | SHX9PCM5N | 2-9 |
| HII8047U | 5-4 | NGMP659UC | 8-8 | SHX53DM5N..... | 2-3 |
| HII8057U | 5-4 | NIT5060UC | 8-1 | SHX65CM5N..... | 2-5 |
| HIIP057U | 5-4 | NIT5063UC | 8-1 | SHX65DM5N..... | 2-6 |
| HIREC5UC | 10-3 | NIT5660UC | 8-1 | SHX78CM2N..... | 2-8 |
| HIS8055U | 5-1 | NIT5663UC | 8-1 | SHX78CM4N..... | 2-8 |
| HIS8655U | 5-1 | NIT8061UC | 8-2 | SHX78CM5N..... | 2-8 |
| HMB30155UC | 6-3 | NIT8461UC | 8-2 | SHX78CM6N..... | 2-8 |
| HMB50152UC | 6-3 | NIT8661UC | 8-2 | SHX78DM5N..... | 2-7 |
| HMB57152UC | 6-3 | NITP060UC | 8-3 | SMZ3IN1UC..... | 2-12 |
| HMC54151UC | 6-4 | NITP660UC | 8-3 | SMZ1008UC | 2-12 |
| HMC80152UC | 6-4 | | | SMZ4000UC | 2-12 |
| HMC80242UC | 6-4 | R | | SMZ5000..... | 2-12 |
| HMC80252UC | 6-4 | RGM8058UC..... | 9-1 | SMZ5003..... | 2-12 |
| HMC87152UC | 6-4 | RGM8658UC..... | 9-1 | SMZCD200UC | 2-12 |
| HMCP0252UC | 6-4 | | | SMZEPCC1UC | 2-12 |
| HMD8054UC | 6-2 | S | | SMZPCJB1UC | 2-12 |
| HMD8454UC | 6-2 | SGE53C55UC | 2-10 | SMZSH1ABUC | 2-12 |
| HMT5055..... | 6-3 | SGV43C53UC | 2-10 | SPE53C55UC | 2-10 |
| HMT5755..... | 6-3 | SGV78C53UC | 2-11 | SPE68C75UC | 2-11 |
| HMV1055U | 6-1 | SGX78C55UC | 2-11 | SPV68C73UC..... | 2-11 |
| HMV3054U | 6-1 | SGZ1010UC | 2-12 | SPX68C75UC..... | 2-11 |
| HMV3055U | 6-1 | SGZ1052UC | 2-12 | | |
| HMV5053U | 6-1 | SHE41CM2N..... | 2-1 | W | |
| HMV8045U | 6-2 | SHE41CM5N..... | 2-1 | WGA14400UC..... | 3-1 |
| HMV8054U | 6-2 | SHE41CM6N..... | 2-1 | WGB246AXUC | 3-2 |
| HMVP054U | 6-2 | SHE43C75N..... | 2-3 | WGB24600UC | 3-1 |
| HUI30253UC | 10-7 | SHE43DM2N..... | 2-2 | WMZ20600 | 3-5 |
| HUI34253UC | 10-7 | SHE43DM5N..... | 2-2 | WMZPW2XW | 3-5 |
| HUI36253UC | 10-7 | SHE43DM6N..... | 2-2 | WMZPW20W..... | 3-5 |
| HUI50351UC | 10-6 | SHE53C82N..... | 2-3 | WPA12100UC | 3-3 |
| HUI54452UC | 10-6 | SHE53C85N..... | 2-3 | WQB245AXUC | 3-4 |
| HUI56551UC | 10-6 | SHE53C86N..... | 2-3 | WQB245B0UC | 3-3 |
| HUI80553UC | 10-7 | SHE53CE5N..... | 2-3 | WTZ2750XUC | 3-5 |
| HUI86553UC | 10-7 | SHP9PCM5N | 2-9 | WTZ2751XUC | 3-5 |
| HUIF06UC | 10-6 | SHP65CM2N..... | 2-5 | WTZ11400UC | 3-5 |
| HUIFIL46UC | 10-8 | SHP65CM5N..... | 2-5 | WTZ20410UC | 3-5 |
| HUIFILT0UC | 10-8 | SHP65CM6N..... | 2-5 | WTZ27500UC | 3-5 |
| HUIRED56UC | 10-6 | SHP65DM2N | 2-6 | WTZ27510UC | 3-5 |
| HVREC5UC | 10-6 | SHP65DM5N | 2-6 | WTZPA20UC | 3-6 |
| HWD5051UC | 7-9 | SHP65DM6N | 2-6 | WTZPA30US | 3-6 |
| | | SHP78CM2N..... | 2-8 | WTZPW2XD | 3-5 |
| N | | SHP78CM4N..... | 2-8 | WTZPW20D | 3-5 |
| NEM5066UC | 8-4 | SHP78CM5N..... | 2-8 | WTZSB3XUC..... | 3-6 |
| NEM5466UC | 8-4 | SHP78CM6N..... | 2-8 | WTZSB30UC..... | 3-6 |
| NET8069UC | 8-4 | SHP78DM5N | 2-7 | | |
| NET8669UC | 8-5 | SHP95CM5N..... | 2-6 | | |
| NETP069SUC | 8-5 | SHS53CD2N | 2-4 | | |
| NGM5059UC | 8-6 | SHS53CD5N | 2-4 | | |
| NGM5453UC | 8-6 | SHV9PCM3N..... | 2-9 | | |
| NGM5659UC | 8-6 | SHV41DB3N | 2-1 | | |

Invented for life



BOSCH

Bosch Home Appliances

North America Corporate Office

1.800.944.2904

www.bosch-home.com/us

©2025 BSH Home Appliances Corporation. All rights reserved. Bosch is a registered trademark of Robert Bosch GmbH.

All information presented herein is based on data available at the time of printing and is subject to change without notice.

For immediate installation dimensions by fax, use your handset and call 1.775.833.3600. Use Code #8317 for a directory of Bosch products.

20-BSH-0914.2