

30" Single Wall Oven

500 Series – Stainless Steel HBL5455LUC



HBL5455LUC
Stainless Steel

The Bosch wall oven features a SideOpening door for easier cavity access, Convection Multi-Rack and heavy metal stainless steel knobs.

Features & Benefits

SideOpening door offers better ergonomic access to the oven cavity.

Convection Multi-Rack combines a third heating element with a back fan for even browning and time savings by using multiple racks at one time.

Heavy-duty metal knobs offer a premium European feel.

Bosch wall ovens are compatible with most competitors' cutouts.

The wall oven is designed to be installed flush with cabinetry.

General Properties

Oven modes	Bake, Variable Broil (Hi & Low), Roast, Warm, Sabbath, Proof Dough, Convection Bake, Convection Broil, Convection Roast, Pizza, Convection Multi-Rack, Convection Conversion
Cleaning Type	Self Clean
Telescopic Rack	0
Illumination Type	Halogen
Interior Lights	2

Oven Performance

Bake / broil element	2,400 / 3,800 W
Convection element	2,000 W

Technical Details

Watts	6,325 W
Circuit breaker	30 A
Volts	240 / 208 V
Frequency	60 Hz
Power cord length	50"
Plug type	Fixed connection, no plug
Energy source	Electric



Dimensions & Weight

Overall appliance dimensions (HxWxD)	29" x 29 3/4" x 24 1/2"
Required cutout size – Standard (HxWxD)	27" – 28 5/8" x 28 1/2" x 23 1/2"
Required cutout size – Flush (HxWxD)	29 1/8" x 30 3/4" x 24 1/2"
Oven cavity size	4.6 cu. ft.
Overall oven interior dimensions (HxWxD)	17 13/16" x 24 1/8" x 18"
Usable oven interior dimensions (HxWxD)	12 5/16" x 23 1/4" x 15 1/4"
Net weight	149 lbs

Accessories—Included

Included	2 Standard Oven Racks
----------	-----------------------

Accessories—Optional



HEZTR301
30" Telescopic Rack

† To be fully ADA compliant, these units must be installed according to ADA guidelines. Please check current ADA requirements for guidance on installation.

Accessories: To purchase Bosch accessories, cleaners & parts please visit www.bosch-home.com/us/store or call 1-800-944-2904 (Mon to Fri 5 am to 6 pm PST, Sat 6 am to 3 pm PST).

Notes: All height, width and depth dimensions are shown in inches. BSH reserves the absolute and unrestricted right to change product materials and specifications, at any time, without notice. Consult the product's installation instructions for final dimensional data and other details prior to making cutout.

Warranties: Please see Use & Care manual or Bosch website for statement of limited warranty.

For more information on our entire line of products, go to www.bosch-home.com/us or call 1-800-944-2904

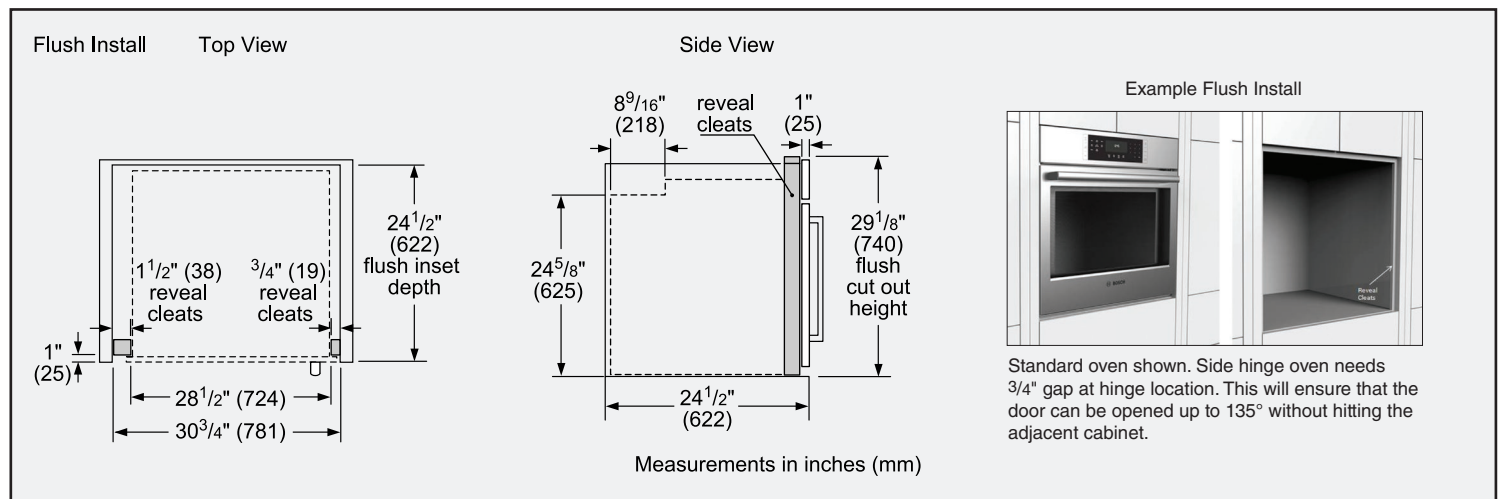
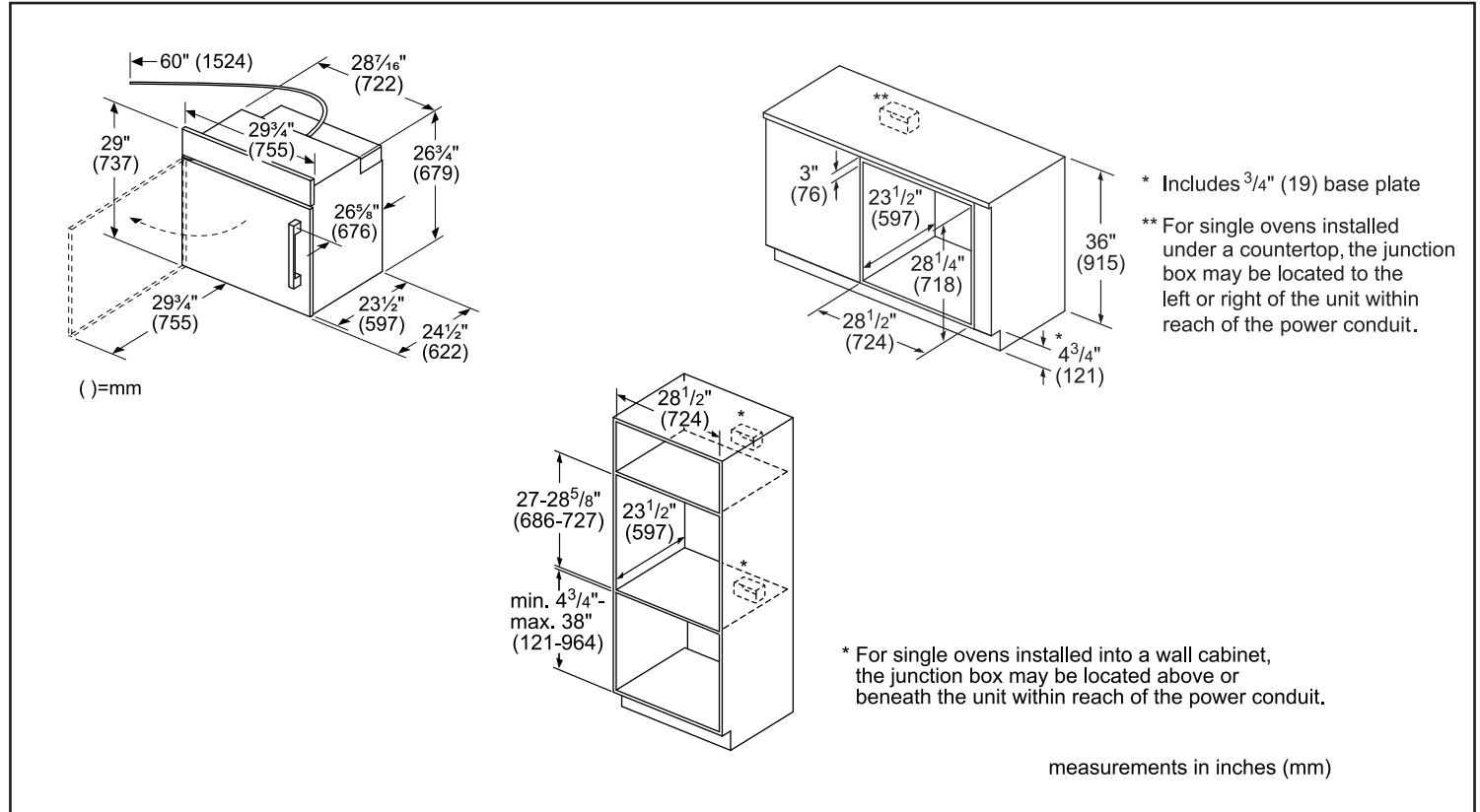
© BSH Home Appliances Corporation. All rights reserved. Bosch is a registered trademark of Robert Bosch GmbH.

30" Single Wall Oven

500 Series – Stainless Steel HBL5455LUC



Installation Details



Accessories: To purchase Bosch accessories, cleaners & parts please visit www.bosch-home.com/us/store or call 1-800-944-2904 (Mon to Fri 5 am to 6 pm PST, Sat 6 am to 3 pm PST).

Notes: All height, width and depth dimensions are shown in inches. BSH reserves the absolute and unrestricted right to change product materials and specifications, at any time, without notice. Consult the product's installation instructions for final dimensional data and other details prior to making cutout.

Warranties: Please see Use & Care manual or Bosch website for statement of limited warranty.

For more information on our entire line of products, go to www.bosch-home.com/us or call 1-800-944-2904

© BSH Home Appliances Corporation. All rights reserved. Bosch is a registered trademark of Robert Bosch GmbH.

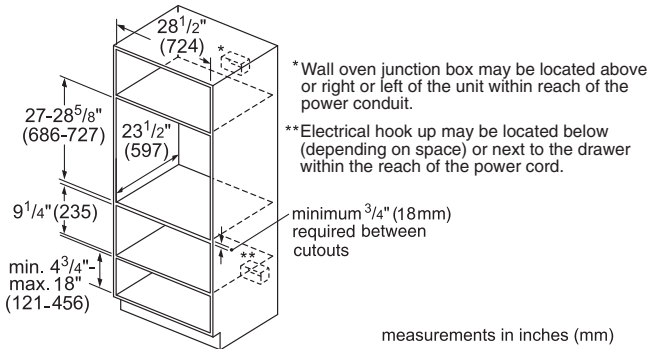
30" Single Wall Oven

500 Series – Stainless Steel HBL5455LUC

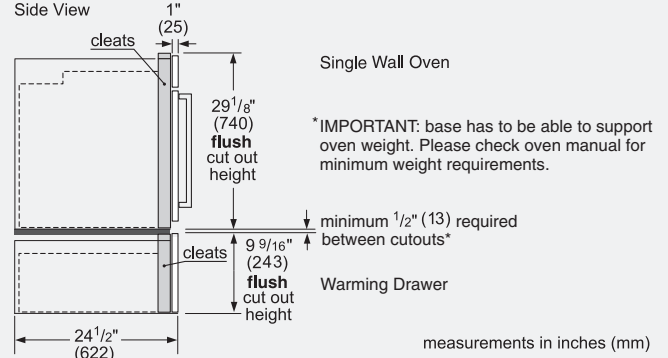


Installation Details

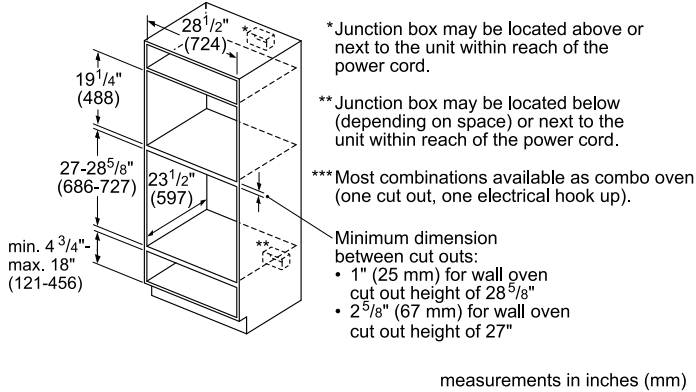
Standard Installation 30" Single Oven over Storage or Warming Drawer



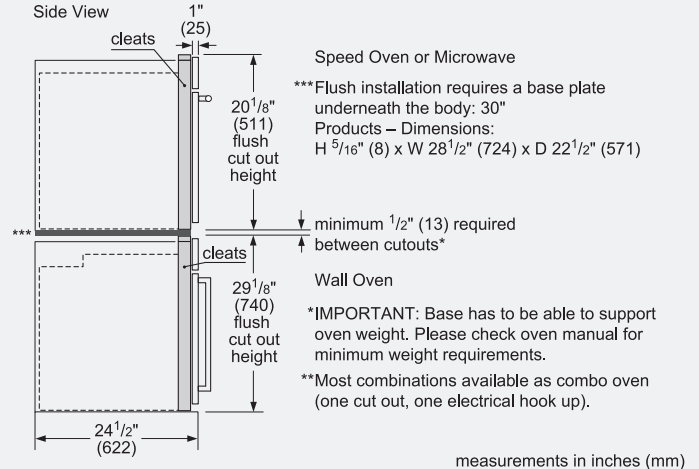
Flush Installation Single Oven over Storage or Warming Drawer



Standard Installation 30" Speed Oven or Microwave over Single Oven***



Flush Installation Speed Oven or Microwave over 30" Single Oven**



Accessories: To purchase Bosch accessories, cleaners & parts please visit www.bosch-home.com/us/store or call 1-800-944-2904 (Mon to Fri 5 am to 6 pm PST, Sat 6 am to 3 pm PST).

Notes: All height, width and depth dimensions are shown in inches. BSH reserves the absolute and unrestricted right to change product materials and specifications, at any time, without notice. Consult the product's installation instructions for final dimensional data and other details prior to making cutout.

Warranties: Please see Use & Care manual or Bosch website for statement of limited warranty.

For more information on our entire line of products, go to www.bosch-home.com/us or call 1-800-944-2904

© BSH Home Appliances Corporation. All rights reserved. Bosch is a registered trademark of Robert Bosch GmbH.

30" Single Wall Oven



500 Series – Stainless Steel HBL5455LUC

Bosch Side-By-Side Built-In Oven Approved Combination Guide

Single ovens, microwaves, speed ovens, and drawers approved by BSH Home Appliances Corporation to be installed in combination.

IMPORTANT: When installing an oven in combination, a minimum distance between the ovens is required. Refer to the oven installation manual for all other measurements.

Do not install a self-cleaning oven beside another self-cleaning oven.

Appliances that are not listed must be approved under local codes and/or by the local authority having jurisdiction. For the latest updates to the approved combination, refer to the website listed in your appliance's installation instructions.

Approved Combinations

Conventional Ovens	Built-in Microwaves	Steam Ovens	Speed Ovens	Warming Drawer
HBLxxx1RUC, HBLxxx4RUC, HBLxxx1LUC, HBLxxx4LUC, HBLxxx1UC, HBLxxx3UC, HBLxxx4UC, HBNxxx1UC	HMB50152UC	HSLP451UC	HMC80152UC, HMC80252UC, HMC80242UC, HMCP0252UC	HWD5051UC

Coffee maker with trim kit

BCM8450UC + HEZCMT3050

Refer to product installation instructions.

The suitability of the following combination has been evaluated by CSA.

Conventional Ovens	Steam Ovens	Warming Drawer
HBLxxx1RUC, HBLxxx4RUC, HBLxxx1LUC, HBLxxx4LUC, HBLxxx1UC, HBLxxx3UC, HBLxxx4UC, HBNxxx1UC	HSLP451UC	HWD5051UC

Refer to product installation instructions.

Configuration	Left Oven Type	Middle Oven Type	Right Oven Type
Side-by-side-by-side 1	Conventional oven	Steam/speed/microwave	Conventional oven
Side-by-side-by-side 2	Steam, speed, or microwave	Conventional oven**	Steam, speed, or microwave

** Bottom hinge door models only. Side hinge door not recommended.

Accessories: To purchase Bosch accessories, cleaners & parts please visit www.bosch-home.com/us/store or call 1-800-944-2904 (Mon to Fri 5 am to 6 pm PST, Sat 6 am to 3 pm PST).

Notes: All height, width and depth dimensions are shown in inches. BSH reserves the absolute and unrestricted right to change product materials and specifications, at any time, without notice. Consult the product's installation instructions for final dimensional data and other details prior to making cutout.

Warranties: Please see Use & Care manual or Bosch website for statement of limited warranty.

For more information on our entire line of products, go to www.bosch-home.com/us or call 1-800-944-2904

© BSH Home Appliances Corporation. All rights reserved. Bosch is a registered trademark of Robert Bosch GmbH.

30" Single Wall Oven



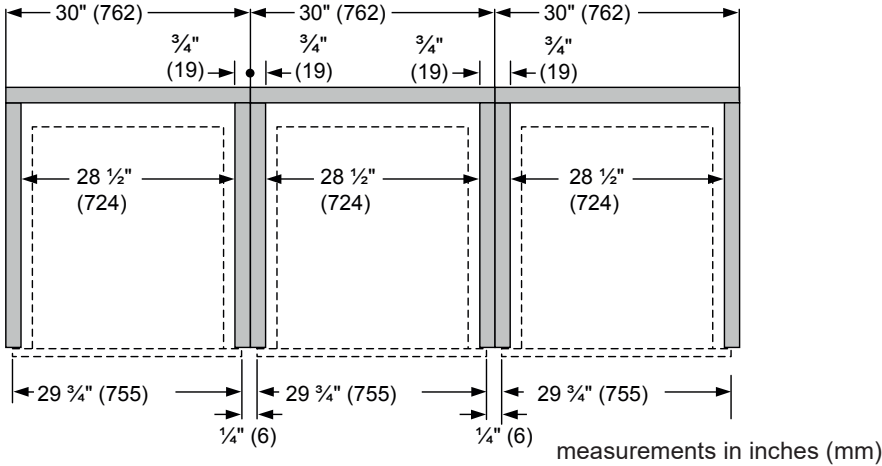
500 Series – Stainless Steel HBL5455LUC

Side-by-Side-by-Side Installation

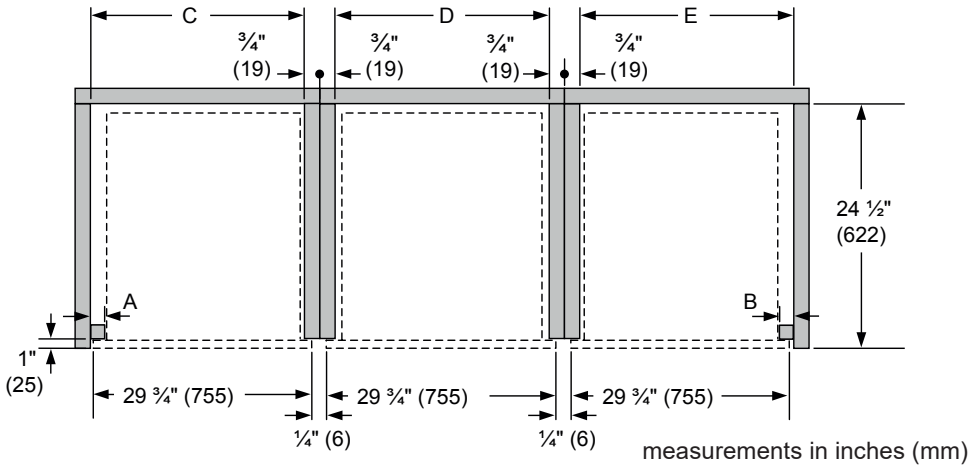
Combination type	Left oven type	Middle oven type	Right oven type
Side-by-side-by-side 1	Conventional oven	Steam/speed/microwave	Conventional oven
Side-by-side-by-side 2	Steam, speed, or microwave	Conventional oven**	Steam, speed, or microwave

**Bottom hinge door modules only. Side hinge door not recommended.

Standard Installation Side-by-side-by-side



Flush Installation Side-by-side-by-side



Combination type	A – Left reveal cleat	B – Right reveal cleat	C – Cutout width	D – Cutout width	E – Cutout width
Flush bottom hinge door	3/4" (19)	3/4" (19)	29 1/4" (743)	28 1/2" (724)	29 1/4" (743)
Flush left hinge door	1 1/2" (38)	N/A*	30" (762)	N/A*	N/A*
Flush right hinge door	N/A*	1 1/2" (38)	N/A*	N/A*	30" (762)

*Installation not recommended.

()=mm

Accessories: To purchase Bosch accessories, cleaners & parts please visit www.bosch-home.com/us/store or call 1-800-944-2904 (Mon to Fri 5 am to 6 pm PST, Sat 6 am to 3 pm PST).

Notes: All height, width and depth dimensions are shown in inches. BSH reserves the absolute and unrestricted right to change product materials and specifications, at any time, without notice. Consult the product's installation instructions for final dimensional data and other details prior to making cutout.

Warranties: Please see Use & Care manual or Bosch website for statement of limited warranty.

For more information on our entire line of products, go to www.bosch-home.com/us or call 1-800-944-2904

© BSH Home Appliances Corporation. All rights reserved. Bosch is a registered trademark of Robert Bosch GmbH.