

24" Compact Heat Pump Dryer



500 Series Dryer with Home Connect® – WQB245B0UC



WQB245B0UC
White

The 500 Series dryer is a perfect companion to the 500 series washer, matching in quality, performance and design.

Features & Benefits

With the Home Connect® app, control and monitor your appliance remotely and receive helpful notifications on your smart device, including when a cycle is complete.

The heat pump dryer with Self-cleaning Condenser™ rinses lint with every cycle and simplifies dryer maintenance.

The Smart Dry feature in our Home Connect® app automatically selects the right drying program based on the last wash cycle.

The 4.0 cu. ft. drum has a large capacity to fit a variety of loads.



Accessories: To purchase Bosch accessories, cleaners & parts please visit www.bosch-home.com/us/store or call 1-800-944-2904 (Mon to Fri 5 am to 6 pm PST, Sat 6 am to 3 pm PST).

Notes: All height, width and depth dimensions are shown in inches. BSH reserves the absolute and unrestricted right to change product materials and specifications, at any time, without notice. Consult the product's installation instructions for final dimensional data and other details prior to making cutout.

Warranties: Please see Use & Care manual or Bosch website for statement of limited warranty.

For more information on our entire line of products, go to www.bosch-home.com/us or call 1-800-944-2904

© BSH Home Appliances Corporation. All rights reserved. Bosch is a registered trademark of Robert Bosch GmbH.

General Properties

Dryer type	Heat Pump
Drum material	Stainless Steel
Interior light	Yes (LED)
Ventless drying (no ducting)	Yes
Stackable	Yes with Stacking Kit Accessory
Silence level	62 dBA
Programs (No.), [Special]	(13) [Quick Dry Auto, Sportswear]
Options (No.), [Special]	(8) [Smart Dry, Dryness Level]
Home Connect® (Wi-Fi enabled)	Yes
Energy consumption	125 kWh/yr
ENERGY STAR® Certified	Most Efficient 2025

Capacity

Capacity	4.0 cu. ft.
----------	-------------

Design Elements

Door ring	Chrome
Control type	Premium LED touch
Dial	Illuminated jog dial
Bosch logo on door glass	Yes

Technical Details

Energy source	Electric
Watts	900 W
Circuit breaker	15 A*
Volts	208/220-240 V
Current	4 A
Frequency	60 Hz
Power Cord (included) [Type]	(Yes) [240V; NEMA 6-15, 3-prong]
Power cord length	63" (Full Length)
Drain hose length	78" (Full Length)
Door hinge	Right Side (Reversible)

*Stated circuit breaker size is if the appliance is plugged into an individual 240/208V, 15A minimum branch circuit.

*To be fully ADA compliant, these units must be installed according to ADA guidelines. Please check current ADA requirements for guidance on installation.

Dimensions & Weight

Overall appliance dimensions (HxWxD)	33 1/4" x 23 1/2" x 26"
Net weight	126 lbs
Minimum stack height	67 3/4"

[†]ADA compliance

– Meets ADA height and access requirements *when installed on pedestal.*


– Meets ADA operable parts requirements for controls and lint filter.

Accessories

Dryer Stacking Kits



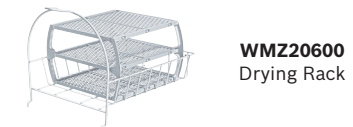
Power Adapters



Bosch Dryers are supplied with WTZPA20UC adapter to fit a standard 4-Prong, 30A, Dryer receptacle (NEMA 14-30R) to power both Bosch Washers and Dryers.

Note: – 3-Prong Adapter may be ordered directly from Bosch (not supplied with Washer or Dryer).

– Use of two individual NEMA 6-15R or 6-20R receptacles/circuits may be used as alternative means to power Washer and Dryer.



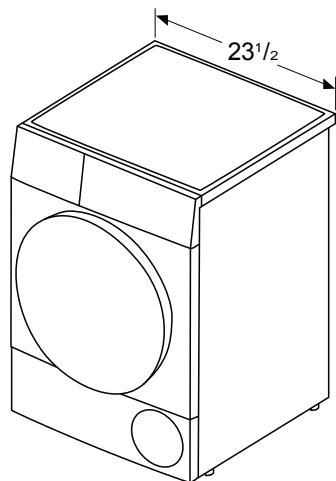
24" Compact Heat Pump Dryer



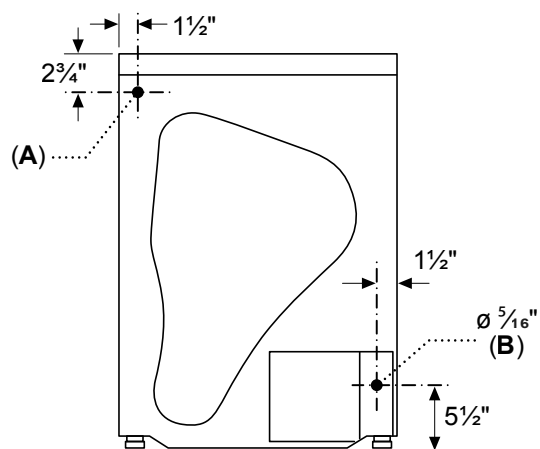
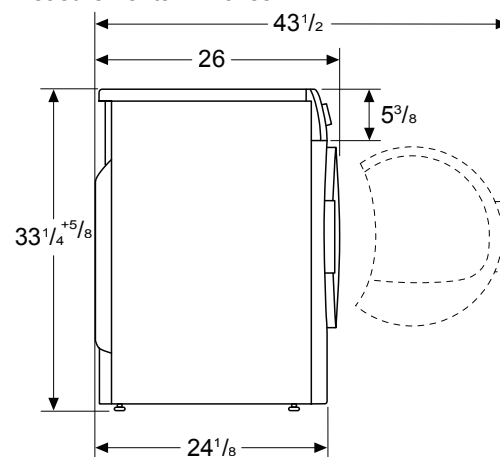
500 Series Dryer with Home Connect® – WQB245B0UC

Installation Details

Measurements in inches



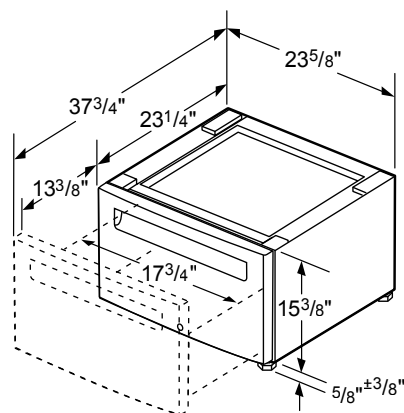
Measurements in inches



A: Power cord exit
B: Drain exit

measurements in inches

Optional Pedestal



Accessories: To purchase Bosch accessories, cleaners & parts please visit www.bosch-home.com/us/store or call 1-800-944-2904 (Mon to Fri 5 am to 6 pm PST, Sat 6 am to 3 pm PST).

Notes: All height, width and depth dimensions are shown in inches. BSH reserves the absolute and unrestricted right to change product materials and specifications, at any time, without notice. Consult the product's installation instructions for final dimensional data and other details prior to making cutout.

Warranties: Please see Use & Care manual or Bosch website for statement of limited warranty.

For more information on our entire line of products, go to www.bosch-home.com/us or call 1-800-944-2904

© BSH Home Appliances Corporation. All rights reserved. Bosch is a registered trademark of Robert Bosch GmbH.

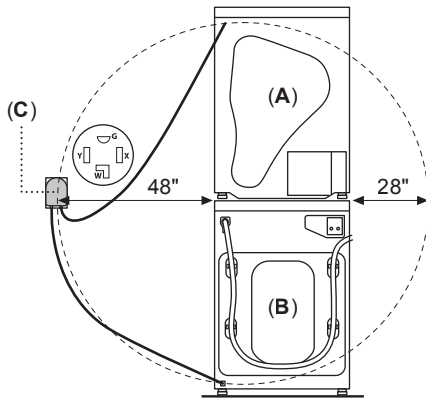
24" Compact Heat Pump Dryer



500 Series Dryer with Home Connect® – WQB245B0UC

Installation Details

Reach of Power cords + Adapter (Not to Scale)

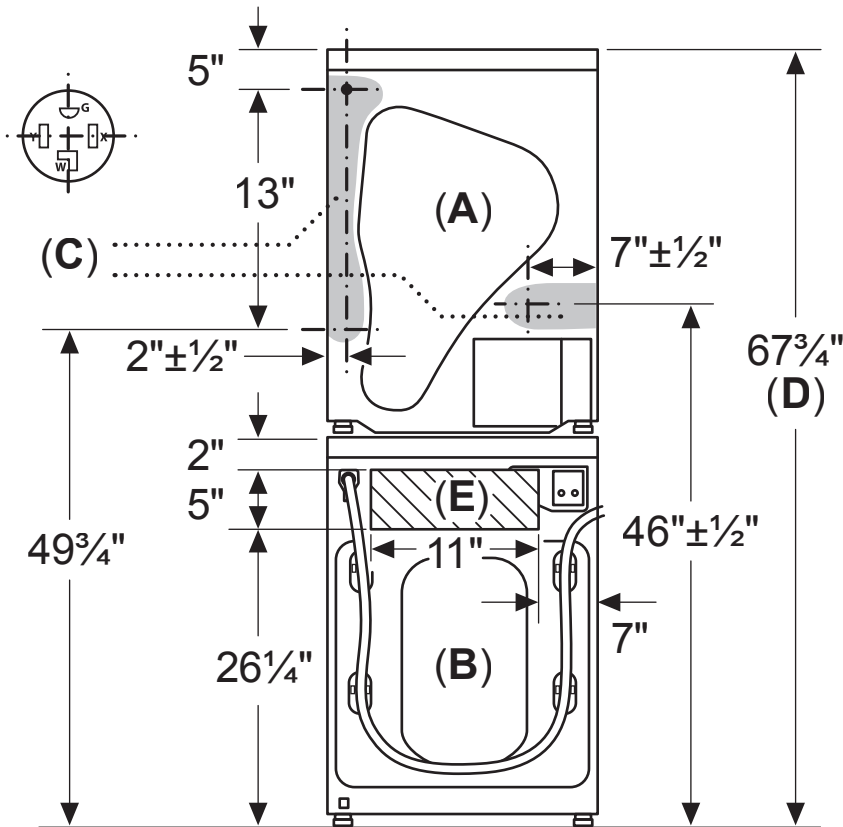


A: Dryer
B: Washer
C: Power Adapter
All references to NEMA 14-30R
Dryer receptacles in this document
have the orientation with the
ground pin up.

Use of two individual NEMA 6-15R or
6-20R receptacles may be used
as alternative means to power
Washer and Dryer.

Dimensions reflect use of stacking kits.

Guidance for location of Dryer receptacle
and Water taps to minimize depth
allowance (Not to Scale)



A: Dryer
B: Washer
C: Axis lines, in shaded areas, indicate Center
Line of home's Dryer receptacle for minimal
depth allowance if located entirely behind
appliances.
D: Minimum Stack Height (with Stacking Kit)
E: Hatched area - indicates location for
home's Hot and Cold water taps/outlets
for minimal depth if located entirely behind
appliances.

Installer / Customer is responsible for fit,
function, maintenance and safety of utility
installation.

measurements in inches

Accessories: To purchase Bosch accessories, cleaners & parts please visit www.bosch-home.com/us/store or call 1-800-944-2904 (Mon to Fri 5 am to 6 pm PST, Sat 6 am to 3 pm PST).

Notes: All height, width and depth dimensions are shown in inches. BSH reserves the absolute and unrestricted right to change product materials and specifications, at any time, without notice. Consult the product's installation instructions for final dimensional data and other details prior to making cutout.

Warranties: Please see Use & Care manual or Bosch website for statement of limited warranty.

For more information on our entire line of products, go to www.bosch-home.com/us or call 1-800-944-2904

© BSH Home Appliances Corporation. All rights reserved. Bosch is a registered trademark of Robert Bosch GmbH.

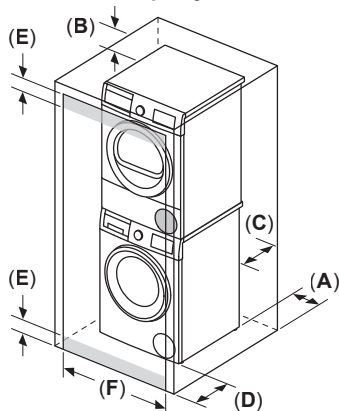
24" Compact Heat Pump Dryer



500 Series Dryer with Home Connect® – WQB245B0UC

Installation Details

Closet: Stacked Washer and Heat Pump Dryer



Minimum clearance requirements

(Stacked, Stand Alone or Side by Side):

A: Both sides (left and right) – 1/2"

B: Top – 6 1/4"

C: Rear – 3"

D: Front – 1/2"

Minimum door undercut (louvered area):

E: Undercut height (Top and Bottom) – 1 1/4"

Louvered areas of equal total sizes and split between upper and lower portions of door are permitted.

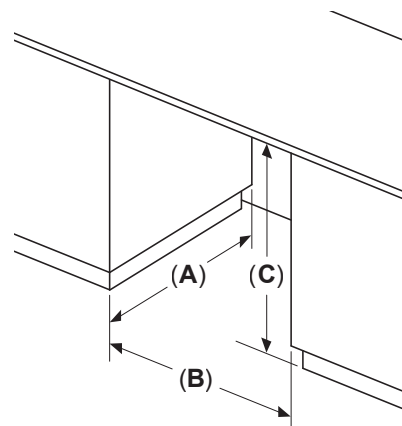
F: Undercut width (Top and Bottom):

– 24" minimum for Stacked and Stand Alone

– 48" minimum for Side by Side

For shortest drying times keep closet door open while dryer is operating. When closet doors are closed, open areas only allow minimal drying results (expect long drying times).

Under Counter



Minimum opening dimensions:

A: Depth – 28"

B: Width – 23 7/8"

C: Height – 34 1/2"

Front of appliance fully open.
No doors or coverings.

Accessories: To purchase Bosch accessories, cleaners & parts please visit www.bosch-home.com/us/store or call 1-800-944-2904 (Mon to Fri 5 am to 6 pm PST, Sat 6 am to 3 pm PST).

Notes: All height, width and depth dimensions are shown in inches. BSH reserves the absolute and unrestricted right to change product materials and specifications, at any time, without notice. Consult the product's installation instructions for final dimensional data and other details prior to making cutout.

Warranties: Please see Use & Care manual or Bosch website for statement of limited warranty.

For more information on our entire line of products, go to www.bosch-home.com/us or call 1-800-944-2904

© BSH Home Appliances Corporation. All rights reserved. Bosch is a registered trademark of Robert Bosch GmbH.