

# 30" Steam Convection Combination Oven

Benchmark® Series – Stainless Steel HSLP751UC



**BOSCH**  
Invented for life



**HSLP751UC**  
Stainless Steel

The steam convection combination oven allows for great results and features an oven with a QuietClose® door.

## Features & Benefits

The steam oven cooks meats, vegetables, rice and fish to perfection.

Dampened hinges softly and quietly guide the QuietClose® door shut.

The color TFT control panel with SteelTouch® buttons is easy to use.

A full-extension telescopic rack offers safe access to the oven cavity.

The wall oven is designed to be installed flush with cabinetry.

## General Properties

Cooking modes – upper cavity: Steam, Steam Convection, European Convection, Reheat, Keep Warm, Defrost, Slow Cook, Proof, Dish Warming, 2 Chicken and 7 Vegetable Programs

Cooking modes – lower cavity: Bake, Variable Broil (hi & low), Roast, Warm, Sabbath, Proof Dough, Convection Bake, Convection Broil, Convection Roast, Pizza, Multi Rack Genuine European Convection, Convection Conversion, AutoProbe, Fast Preheat, EcoChef, Speed Convection (Frozen Foods)

Cleaning type – lower: Self Clean

Telescopic rack: 1

Illumination type: Halogen (Upper and Lower)

Interior lights – upper / lower cavity: 1 / 2

## Oven Performance

Bake / broil element wattages – upper cavity: 1,960 W\*\*

Bake / broil element wattages – lower cavity: 2,400 / 3,800 W

Convection element wattages – lower cavity: 1,960 W / 2,000 W

## Technical Details

Watts (W): 8,325 W

Circuit breaker (A): 40 A

Volts (V); Frequency (Hz): 240 / 208 V; 60 Hz

Power cord length (in): 50"

Plug type: Fixed Connection, No Plug

Energy source: Electric

Installation Type: Non-plumbed

## Dimensions & Weight

Overall appliance dimensions (HxWxD)(in): 49" x 29 3/4" x 24 1/2"

Required cutout size (HxWxD) (in): 48 5/8" x 28 1/2" x 23 1/2"

Oven cavity size – upper: 1.4 cu. ft.

Oven cavity size – lower: 4.6 cu. ft.

Overall lower oven interior dimensions (HxWxD) (in): 17 13/16" x 24 1/8" x 18"

Usable lower oven interior dimensions (HxWxD) (in): 12 5/16" x 23 1/4" x 15 1/4"

Net weight (lbs): 219 lbs

## Accessories—Included

Upper Oven: Wire rack, Perforated Cooking Pan – Full Size, Baking Tray, Perforated Cooking Pan – Half Size, Cooking Pan – Half Size Lower Oven: 1 Telescopic and 2 Standard Oven Racks, Temperature Probe, Broiler Pan

## Accessories—Optional



**HEZ36D453**  
Cooking pan – full size, 1 5/8" deep [not included with product]



**HEZ36D452**  
Baking tray – full size, 1 1/8" deep



**HEZ36D153G**  
Perforated cooking pan – half size, 1 5/8" deep



**HEZ36D153**  
Cooking pan – half size, 1 5/8" deep



\*Wall oven only

\*\*Element below water reservoir that generates steam

**Accessories:** To purchase Bosch accessories, cleaners & parts please visit [www.bosch-home.com/us/store](http://www.bosch-home.com/us/store) or call 1-800-944-2904 (Mon to Fri 5 am to 6 pm PST, Sat 6 am to 3 pm PST).

**Notes:** All height, width and depth dimensions are shown in inches. BSH reserves the absolute and unrestricted right to change product materials and specifications, at any time, without notice. Consult the product's installation instructions for final dimensional data and other details prior to making cutout.

**Warranties:** Please see Use & Care manual or Bosch website for statement of limited warranty.

**For more information on our entire line of products, go to [www.bosch-home.com/us](http://www.bosch-home.com/us) or call 1-800-944-2904**

© BSH Home Appliances Corporation. All rights reserved. Bosch is a registered trademark of Robert Bosch GmbH.

11/18

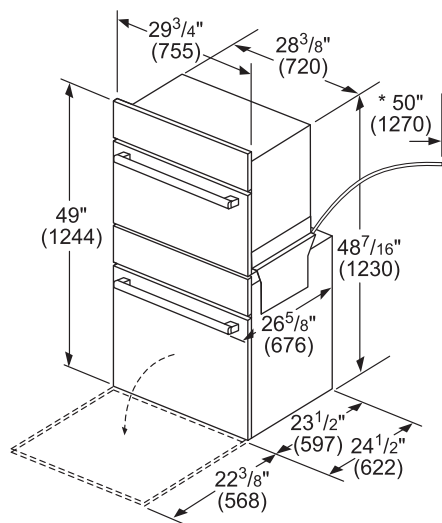
# 30" Steam Convection Combination Oven

Benchmark® Series – Stainless Steel HSLP751UC

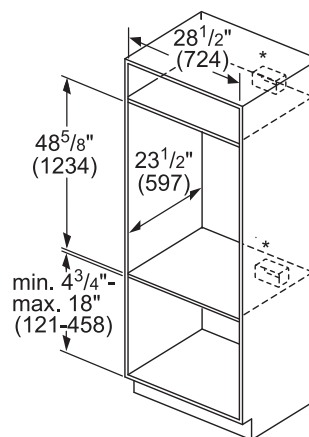


**BOSCH**  
Invented for life

## Installation Details

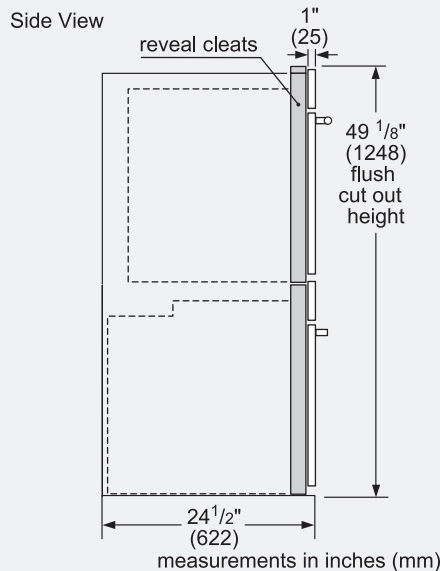
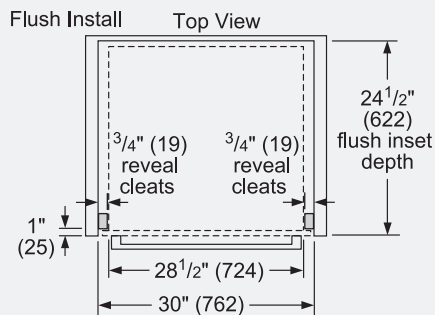


\* Power cable 50" (1270 mm) from the lower oven.



\* Junction box may be installed above, below, or to the left or right of the unit within reach of the power cable

measurements in inches (mm)



measurements in inches (mm)



Single wall oven shown.

**Accessories:** To purchase Bosch accessories, cleaners & parts please visit [www.bosch-home.com/us/store](http://www.bosch-home.com/us/store) or call 1-800-944-2904 (Mon to Fri 5 am to 6 pm PST, Sat 6 am to 3 pm PST).

**Notes:** All height, width and depth dimensions are shown in inches. BSH reserves the absolute and unrestricted right to change product materials and specifications, at any time, without notice. Consult the product's installation instructions for final dimensional data and other details prior to making cutout.

**Warranties:** Please see Use & Care manual or Bosch website for statement of limited warranty.

**For more information on our entire line of products, go to [www.bosch-home.com/us](http://www.bosch-home.com/us) or call 1-800-944-2904**

© BSH Home Appliances Corporation. All rights reserved. Bosch is a registered trademark of Robert Bosch GmbH.

# 30" Steam Convection Combination Oven

Benchmark® Series – Stainless Steel HSLP751UC

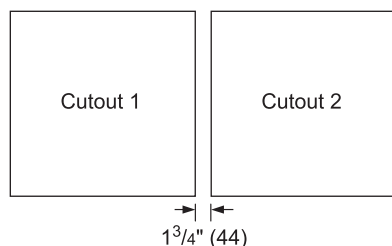


**BOSCH**  
Invented for life

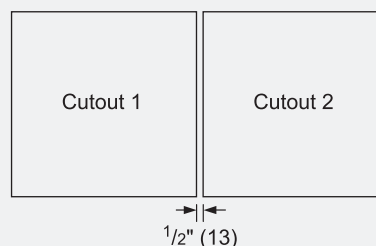
## Installation Details

Side-by-Side Installation

Standard



Flush

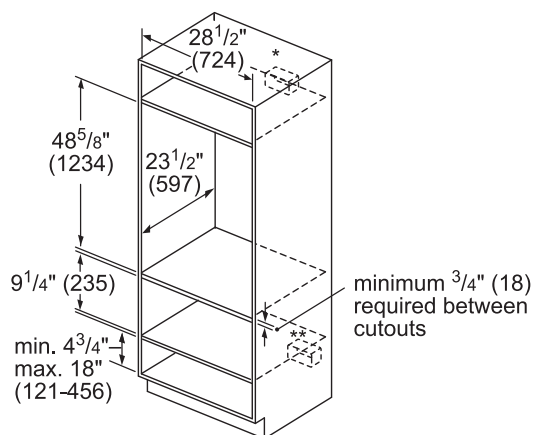


The ovens will overlap the cutout resulting in a  $\frac{1}{2}"$  (13) spacing between the products

**IMPORTANT:** The spacing between cutouts applies when installing any BOSCH 30" or 27" single, double, combination and 27"/30" compact oven in a side-by-side installation.

Measurements in inches (mm)

Standard Installation  
Combination Oven over Storage or Warming Drawer

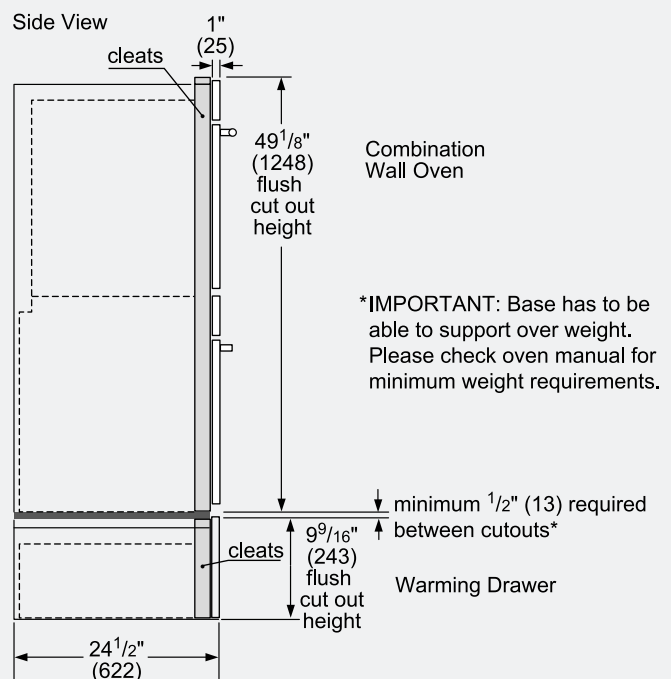


\*Wall oven junction box may be located above or right or left of the unit within reach of the power conduit.

\*\*Electrical hook up may be located below (depending on space) or next to the drawer within the reach of the power cord.

Measurements in inches (mm)

Flush Installation  
Combination Oven over Storage or Warming Drawer



Measurements in inches (mm)

**Accessories:** To purchase Bosch accessories, cleaners & parts please visit [www.bosch-home.com/us/store](http://www.bosch-home.com/us/store) or call 1-800-944-2904 (Mon to Fri 5 am to 6 pm PST, Sat 6 am to 3 pm PST).

**Notes:** All height, width and depth dimensions are shown in inches. BSH reserves the absolute and unrestricted right to change product materials and specifications, at any time, without notice. Consult the product's installation instructions for final dimensional data and other details prior to making cutout.

**Warranties:** Please see Use & Care manual or Bosch website for statement of limited warranty.

**For more information on our entire line of products, go to [www.bosch-home.com/us](http://www.bosch-home.com/us) or call 1-800-944-2904**

© BSH Home Appliances Corporation. All rights reserved. Bosch is a registered trademark of Robert Bosch GmbH.