

Invented for life



BOSCH

Price List

National

Q2 2023



Price List

National

Q2 2023

Refrigeration	1-1	Microwaves	6-1
French Door Refrigerator	1-1	Over-the-Range Microwave Ovens	6-1
Bottom Freezer	1-5	Drawer Microwave	6-2
Built-In Bottom Freezer	1-8	Speed Ovens	6-3
Built-In French Door Bottom Freezer	1-9	Ovens	7-1
Built-In Single Door	1-10	Built-In Ovens	7-1
Accessories	1-11	Warming Drawers	7-10
Dishwashers	2-1	Accessories	7-10
Dishwashers	2-1	Cooktops	8-1
ADA-Height Dishwashers	2-7	Induction	8-1
Dishwashers—Coming Soon	2-9	Electric	8-4
Accessories	2-16	Gas	8-7
Laundry	3-1	Accessories	8-9
Washers	3-1	Rangetops	9-1
Dryers	3-3	Rangetops	9-1
Accessories	3-5	Ventilation	10-1
Coffee Machine	4-1	Under-Cabinet Hoods/Accessories	10-1
Built-In	4-1	Island Hoods/Accessories	10-2
Ranges	5-1	Chimney Wall Hoods	10-3
Freestanding Ranges—Induction	5-1	Chimney Wall Hood Accessories	10-4
Freestanding Ranges—Gas	5-2	Pull-Out Hood/Accessories	10-5
Freestanding Ranges—Dual-Fuel	5-3	Custom Inserts	10-6
Slide-in Ranges—Induction	5-4	Custom Insert Accessories	10-7
Slide-In Ranges—Electric	5-5	Downdraft/Accessories	10-8
Slide-In Ranges—Gas	5-6	Index	11-1
Slide-in Ranges—Dual-Fuel	5-7	Index	11-1
Accessories	5-8		

FRENCH DOOR REFRIGERATOR

This price list supersedes all previous price lists. Prices listed herein do not include applicable state or local taxes.

Model Number	Description	MAP	MSRP
--------------	-------------	-----	------

All Bosch Freestanding French Door Refrigerators Include the Following Features:

- | | | |
|-----------------------------|--------------------------------------|-------------------------------------|
| • Home Connect® Features | • MultiAirFlow® Circulation System | • LED Lighting |
| • ENERGY STAR® Certified | • Adjustable Tempered Glass Shelving | • Door Alarm |
| • SuperCool/SuperFreeze® | • Full-Width Chiller Drawer | • Ice Maker |
| • Built-In Look | • Hidden Hinges | • Gallon Door Storage Bins |
| • Stainless Steel Back Wall | | • SoftClose® Freezer/Drawer Closing |

500 Series

36" Freestanding Standard-Depth French Door Refrigerator, External Water and Ice—Stainless Steel

- | | | |
|---|---------------------------------------|------------------------------------|
| • QuickIce Pro System™
Makes up to 12 lbs. of Ice per Day* | • Easy to Clean Stainless Steel | • External Ice and Water Dispenser |
| • 26.0 cu.ft. | • Humidity Controlled Crisper Drawers | • UltraClarityPro® Water Filter |
| • Standard Depth | • Adjustable Garage Shelf | • Freezer with Two-Tiered Shelving |
| • 69" Height | • Full-Width Chiller Drawer | |



B36FD50SNS

B36FD50SNB



NEW B36FD50SNS	Stainless Steel, Bar Handle	2,999	3,299
NEW B36FD50SNB	Black Stainless Steel, Bar Handle	3,249	3,599

*Based on single ice maker production rates during a 24-hour period, measured per IEC standards, when the ice bin was removed. Results may vary depending on operating conditions.

FRENCH DOOR REFRIGERATOR

This price list supersedes all previous price lists. Prices listed herein do not include applicable state or local taxes.

Model Number	Description	MAP	MSRP
--------------	-------------	-----	------

500 Series

36" Freestanding Counter-Depth French Door Refrigerator, External Water and Ice— Stainless Steel

- QuickIce Pro System™ Makes up to 12 lbs. of Ice per Day*
- 21.6 cu.ft.
- True Counter Depth
- 70" Height
- Easy to Clean Stainless Steel
- Humidity Controlled Crisper Drawers
- External Ice and Water Dispenser
- UltraClarityPro® Water Filter
- Freezer with Two-Tiered Shelving
- Extra Ice Bin in Freezer



B36CD50SNS

B36CD50SNB



<u>B36CD50SNS</u>	Stainless Steel, Bar Handle	3,299	3,649
<u>B36CD50SNB</u>	Black Stainless Steel, Bar Handle	3,549	3,949

***Based on single ice maker production rates during a 24-hour period, measured per IEC standards, when the ice bin was removed. Results may vary depending on operating conditions.**

FRENCH DOOR REFRIGERATOR

This price list supersedes all previous price lists. Prices listed herein do not include applicable state or local taxes.

Model Number	Description	MAP	MSRP
--------------	-------------	-----	------

800 Series

36" Freestanding Counter-Depth French Door Refrigerator—Stainless Steel

- Dual Compressor and Dual Evaporator
- 20.5 cu.ft.
- True Counter Depth
- 72" Height
- Easy to Clean Stainless Steel
- The All-New FarmFresh System® Keeps Food Fresher Longer*
- VitaFreshPro® drawer provides pre-programmed freshness settings to optimize temperature and humidity
- FlexBar® with shelving accessories
- Dual Activated Internal Water Dispenser
- Freezer with Three-Tiered Shelving
- Ice Scoop



B36CL80SNS



B36CL80ENS



<u>B36CL80SNS</u>	Stainless Steel, Bar Handle	3,699	4,099
<u>B36CL80ENS</u>	Stainless Steel, Recessed Handle	3,799	4,199

36" Freestanding Counter-Depth French Door Refrigerator Refreshment Center—Glass on Stainless Steel

- Glass Over Stainless Steel
- 20.5 cu.ft.
- True Counter Depth
- 72" Height
- Dual Compressor and Dual Evaporator
- Beverage Drawer Holds up to 17 Standard Wine Bottles or 35 Standard Beverage Cans
- Temperature-controlled middle drawer
- FlexBar® with Shelving Accessories
- Dual Activated Internal Water Dispenser
- Freezer with Three-Tiered Shelving
- Ice Scoop



B36CL81ENG



<u>B36CL81ENG</u>	Glass on Stainless Steel, Integrated Handle	4,799	5,299
-----------------------------------	--	--------------	--------------

*As compared to a Bosch refrigerator without FarmFresh System®. Results may vary among different foods.

FRENCH DOOR REFRIGERATOR

This price list supersedes all previous price lists. Prices listed herein do not include applicable state or local taxes.

Model Number	Description	MAP	MSRP
--------------	-------------	-----	------

800 Series

36" Freestanding Counter-Depth French Door Refrigerator—Stainless Steel

- 20.8 cu.ft.
- True Counter Depth
- 72" Height
- Dual Compressor and Dual Evaporator
- Easy to Clean Stainless Steel
- The All-New FarmFresh System® Keeps Food Fresher Longer*
- Automatic VitaFreshPro®
- Dual Temperature and Humidity Controlled Crisper Drawers (individual)
- FlexBar® with shelving accessories
- Dual Activated Internal Water Dispenser
- Freezer with Three-Tiered Shelving
- Ice Scoop



B36CT80SNS

B36CT80SNB

B36CT81ENS



B36CT80SNS	Stainless Steel, Bar Handle	3,499	3,849
B36CT80SNB	Black Stainless Steel, Bar Handle	3,749	4,149
NEW B36CT81ENS	Stainless Steel, Recessed Handle	3,599	3,999

Launching July

*As compared to a Bosch refrigerator without FarmFresh System®. Results may vary among different foods.

BOTTOM FREEZER

This price list supersedes all previous price lists. Prices listed herein do not include applicable state or local taxes.

Model Number	Description	MAP	MSRP
--------------	-------------	-----	------

All Bosch Counter-Depth Two Door Bottom Freezer Refrigerators Include the Following Features:

- | | | |
|--|---|--|
| <ul style="list-style-type: none"> • Counter Depth • Reversible Doors • Wine Rack | <ul style="list-style-type: none"> • MultiAirFlow® Circulation System • Spill-Proof Glass Shelves • Removable Freezer Bins | <ul style="list-style-type: none"> • CoolPaks • Door Alarm • ENERGY STAR® Certified |
|--|---|--|

500 Series

24" Freestanding Counter-Depth Two Door Bottom Freezer Refrigerator—Stainless Steel Door

- | | | |
|--|---|--|
| <ul style="list-style-type: none"> • 11 cu.ft. • 24"x79" European Style • Hidden Hinges | <ul style="list-style-type: none"> • SuperCool/SuperFreeze® • AirFresh Filter® • Sidewall LED Lighting | <ul style="list-style-type: none"> • HydroFresh Humidity-Controlled Crisper • Telescopic Drawers |
|--|---|--|

B11CB50SSS Stainless Steel, Bar Handle 2,899 3,199

Note: For model with internal ice maker (B11CB81SSS), see page 1-6.



B11CB50SSS



800 Series

24" Built-In Two Door Bottom Freezer Refrigerator—Custom Panel

- | | | |
|--|--|--|
| <ul style="list-style-type: none"> • Home Connect® Features • 8.4 cu.ft. • OptiFlex® Hinge • VitaFreshPro®—Stable Temperature and Humidity Controlled Drawer | <ul style="list-style-type: none"> • Installs True Flush • Dual Evaporators • Recessed LED Theater Lighting • Garage Shelving • Full Width Shelving | <ul style="list-style-type: none"> • Full Extension Drawers • Electronic Controls • SuperCool/SuperFreeze® • Economy/Vacation Mode |
|--|--|--|

B09IB91NSP Custom Panel 2,999 3,299



B09IB91NSP



This price list supersedes all previous price lists. Prices listed herein do not include applicable state or local taxes.

Model Number	Description	MAP	MSRP
--------------	-------------	-----	------

800 Series

24" Freestanding Counter-Depth Two Door Bottom Freezer Refrigerator

- 10 cu.ft.
- 24" x 73" European Style
- Tempered Glass Refrigerator/Freezer Door
- HydroFresh Humidity-Controlled Crisper
- LED Bright Lighting
- Ice Trays



B10CB81NVB



B10CB81NVW



B10CB81NVB	Black Glass Door	2,999	3,299
B10CB81NVW	White Glass Door	2,999	3,299

24" Freestanding Counter-Depth Two Door Bottom Freezer Refrigerator—Stainless Steel Door

- 11 cu.ft.
- 24"x79" European Style
- Hidden Hinges
- SuperCool/SuperFreeze®
- AirFresh Filter®
- Sidewall LED Lighting
- HydroFresh Humidity-Controlled Crisper
- Telescopic Drawers
- Internal Ice Maker

B11CB81SSS	Stainless Steel, with Internal Ice Maker	3,099	3,449
----------------------------	---	--------------	--------------

Note: For model without internal ice maker (B11CB50SSS), see page 1-5.



B11CB81SSS



BOTTOM FREEZER

This price list supersedes all previous price lists. Prices listed herein do not include applicable state or local taxes.

Model Number	Description	MAP	MSRP
--------------	-------------	-----	------

All NEW Bosch Counter-Depth Two Door Bottom Freezer Refrigerators Include the Following Features:

- | | | |
|--|--|--|
| <ul style="list-style-type: none"> Counter Depth 13 cu.ft. 79 5/16" Height Home Connect™ Integrated Handles | <ul style="list-style-type: none"> Easy clean stainless steel and glass front exteriors VitaFresh Plus™ Drawer with Humidity Adjustment Reversible Door Swing MultiAirFlow® Circulation System | <ul style="list-style-type: none"> LED Lighting Inside Adjustable Shelving and Door Bins for Flexible Storage 3 Freezer Drawers Star-K Certified ENERGY STAR® Certified |
|--|--|--|

500 Series

24" Freestanding Counter-Depth Two Door Bottom Freezer Refrigerator—Stainless Steel Door

- Ice Cube Tray

NEW B24CB50ESS Stainless Steel

2,999 3,299

Note: For model with internal ice maker (B24CB80ES_), see below.



Images not final

B24CB50ESS



800 Series

24" Freestanding Counter-Depth Two Door Bottom Freezer Refrigerator with Ice maker and Internal Water Dispenser

- | | | |
|--|---|---|
| <ul style="list-style-type: none"> Internal Water Dispenser Ice Maker with Pyramid Ice | <ul style="list-style-type: none"> UltraClarityPro® Filtered Ice and Water | <ul style="list-style-type: none"> Double Ice Bins |
|--|---|---|



B24CB80ESS



B24CB80ESW



B24CB80ESB

Images not final



NEW B24CB80ESS Stainless Steel

3,299 3,649

NEW B24CB80ESW White Glass

3,099 3,449

NEW B24CB80ESB Black Glass

3,099 3,449

BUILT-IN BOTTOM FREEZER

This price list supersedes all previous price lists. Prices listed herein do not include applicable state or local taxes.

Model Number	Description	MAP	MSRP
--------------	-------------	-----	------

All Bosch Benchmark Series Bottom Freezer and French Door Freezer Refrigerators Include the Following Features:

- Home Connect® Capability
- ENERGY STAR® Certified
- Installs True Flush or Framed
- Tall Door Built-In Refrigeration
- Sidewall LED Theater Lighting
- TFT Controls
- OptiFlex® Hinge
- MultiAirFlow® Circulation System
- Carbon Air Filter
- SuperCool/SuperFreeze®
- Full Width Shelving
- Full Extension Drawers
- Temperature Controlled Deli Drawer
- Gallon Door Bins
- Internal Ice Maker
- Water Filter
- Sabbath/Economy/Vacation Mode
- Dual Compressor and Evaporator

Benchmark Series

30" Built-In Two Door Bottom Freezer Refrigerator

- 16.0 cu.ft.



B30IB905SP

B30BB935SS



B30IB905SP	Custom Panel	7,999	8,799
B30BB935SS	Stainless Steel	8,999	9,899

Pre-Assembled Package includes: Flat Stainless Panels • Bosch Handles

BUILT-IN FRENCH DOOR BOTTOM FREEZER

This price list supersedes all previous price lists. Prices listed herein do not include applicable state or local taxes.

Model Number	Description	MAP	MSRP
--------------	-------------	-----	------

Benchmark Series

36" Fully-Integrated French Door Bottom Freezer Refrigerator—Custom Panel

- 19.5 cu.ft.



B36IT905NP

B36BT935NS



[B36IT905NP](#)

Custom Panel

8,699 9,599

[B36BT935NS](#)

Stainless Steel

9,899 10,899

BUILT-IN SINGLE DOOR

This price list supersedes all previous price lists. Prices listed herein do not include applicable state or local taxes.

Model Number	Description	MAP	MSRP
--------------	-------------	-----	------

All Bosch Benchmark Series Single Door Freezers and Refrigerators Include the Following Features:

- Home Connect® Capability
- ENERGY STAR® Certified
- Tall Door Built-In Style
- Installs True Flush or Framed
- All-LED sidewall and theater lighting
- OptiFlex® Hinge
- MultiAirFlow® Circulation System
- TFT Controls

Benchmark Series

18" Built-In Single Door Freezer—Custom Panel

- 8.6 cu.ft.
- Internal Ice Maker
- Water Filter
- Single Compressor

[B18IF905SP](#)

18" Freezer, Custom Panel Single Door

5,999 6,599



B18IF905SP



30" Built-In Single Door Refrigerator—Custom Panel

- 17.2 cu.ft.
- Full Width Shelving
- Full Extension Drawers
- Humidity control drawer
- Gallon Door Bins
- VitaFresh System

[B30IR905SP](#)

30" Refrigerator, Custom Panel Single Door








6,999 7,699



B30IR905SP



This price list supersedes all previous price lists. Prices listed herein do not include applicable state or local taxes.

Model Number	Description	MAP	MSRP	Mainline					Benchmark									
				B20CS30SNS ¹	B36CD50SN	B36CT_SN	B36CL81ENG	B36CL80_NS	B18IF905SP	B30BB935SS	B30IB905SP	B30IR905SP	B36BT935NS	B36IT905NP				
 BORPLFTR30	Water Filter	40	49	• ²														
 BORPLFTR55	UltraClarityPro® Water Filter	46	59	• ³	•	•	•	•	•	•	•	•	•	•	•	•	•	•
 FPETHKT50	FreshProtect™ Ethylene Filter "Starter" Kit	19	29			•		•										
 FPETHRF50	FreshProtect™ Ethylene Filter "Refill" Kit	9	9			•		•										
 BFL18IF800	18" Stainless Steel Flat Panel Freezer Door	450	499							•								
 BFL30IR800	30" Stainless Steel Flat Panel Freezer Door	550	649											•				
 B36HNDL800	36" Handle for Single Door	100	109							•				•				
HEATKITB82	Heater Kit	399	439							•	•	•	•	•	•	•	•	•

Please make sure to order HEATKITB82 when installation is less than 6" apart but not connected, or for nontraditional side-by-side combinations without freezer column. A HEATKITB82 is recommended for use with any installation in areas that are subject to extreme humidity.

1 Discontinued
2 B20CS30SNS/02
3 B20CS30SNS/03

This price list supersedes all previous price lists. Prices listed herein do not include applicable state or local taxes.

Model Number	Description	MAP	MSRP
--------------	-------------	-----	------

Bosch 100 Series Dishwashers Include the Following Features:

Quality

- Anti-Finger Print Stainless Steel
- Stainless Steel Tub with Polypropylene
- 24/7 Overflow Protection
- Flush Installation

Efficiency

- 269 kWh/year
- ENERGY STAR® Certified

Performance

- Wash System: PrecisionWash®
- Drying System: PureDry™

- Up to Six Wash Cycles Including: Heavy, Auto, Normal, Speed 60 and Rinse & Hold
- Up to Three Performance-Enhancing Options

100 Series

Quiet Operation

- 50 dBA

Design

- Standard Button Controls

Racks

- 14 Place Setting Capacity
- Utility Rack
- Manual Adjusting Upper Rack
- 2 Lower Rack Flip Tines
- 2 Silverware Baskets

Performance

- Additional Wash Cycles: Delicate, Express
- Additional Options: Delay Start, Sanitize (NSF certified to remove up to 99.9% of bacteria)



SHEM3AY52N



SHEM3AY55N

[SHEM3AY52N](#)

Recessed Handle, White

549 649

[SHEM3AY55N](#)

Recessed Handle, Stainless Steel with Silver Fascia

649 749

Quiet Operation

- 50 dBA

Design

- **Electronic Scrolling Controls**

Racks

- 14 Place Setting Capacity
- Manual Adjusting Upper Rack
- 2 Lower Rack Flip Tines
- 2 Silverware Baskets

Performance

- Additional Wash Cycles: Delicate, Express
- Additional Options: 3/6/9 H Delay Start, Sanitize (NSF certified to remove up to 99.9% of bacteria)



SHE3AR72UC



SHE3AR75UC

[SHE3AR72UC](#)

Recessed Handle, White

549 649

[SHE3AR75UC](#)

Recessed Handle, Stainless Steel with Silver Fascia

649 749

[SHE3AR76UC](#)

Recessed Handle, Black

549 649



SHE3AR76UC

Quiet Operation

- 49 dBA
- InfoLight®

Design

- **Electronic Controls**

Racks

- 14 Place Setting Capacity
- **2 Step RackMatic®**
- **Upper Rack Flip Tines**
- **2 Silverware Baskets**

Performance

- Additional Wash Cycles: Delicate
- Additional Options: **24 H Delay Start, and Extra Dry**



SHVM4AYB3N

[SHVM4AYB3N](#)

Custom Panel

899 999

Quiet Operation

- 48 dBA
- InfoLight®

Design

- Electronic Controls
- **Time Remaining Display**

Racks

- **15 Place Setting Capacity**
- **Standard 3rd Rack**
- **3 Step RackMatic®**
- **Upper & Lower Rack Flip Tines**
- 1 Silverware Basket

Performance

- Additional Wash Cycles: **Speed 60**
- Additional Options: 24 H Delay Start, and Extra Dry, Sanitize (NSF certified to remove up to 99.9% of bacteria)



SHXM4AY52N



SHXM4AY55N

NEW [SHXM4AY52N](#)

Bar Handle, White

849 949

[SHXM4AY55N](#)

Bar Handle, Stainless Steel

899 999

NEW [SHXM4AY56N](#)

Bar Handle, Black

849 949



SHXM4AY56N



This price list supersedes all previous price lists. Prices listed herein do not include applicable state or local taxes.

Model Number	Description	MAP	MSRP
--------------	-------------	-----	------

Bosch 300 Series Dishwashers Include the Following Features:

Quiet Operation

- **Multiple Layers of Sound-Absorbing Insulation**
- **EcoSilence™ Dual Brushless Motor System**
- **Solid Molded Base to Absorb Noise while Minimizing Vibration**

Design

- Flush Installation
- Time Remaining Display

Racks

- Standard 3rd Rack
- 3 Step RackMatic®
- **FlexSpace™ Tines**
- 1 Flip Tine Upper Rack

Quality

- **Full Stainless Steel Tub**
- **Easily Accessible 3-Stage Filtration System**

Efficiency

- 269 kWh/yr
- ENERGY STAR® Certified

Performance

- **Wash System:** PrecisionWash®
- **Drying System:** PureDry™
- **Up to Six Wash Cycles:** Auto Wash, Heavy, Normal Wash, Speed60
- **Up to Six Options:** Sanitize (NSF certified to remove up to 99.9% of bacteria), **Extra Dry**

300 Series

Quiet Operation

- **44 dBA**
- **InfoLight®**

Design

- Electronic Controls

Racks

- **16 Place Setting Capacity**
- 2 Silverware Baskets

Quality

- **24/7 AquaStop® Leak Protection System**

Performance

- **Additional Wash Cycles:** Rinse & Hold
- **Additional Options: 24H Delay Start, Half Load**



SHEM63W55N



SHSM63W55N



SHXM63W55N



SHVM63W53N

[SHEM63W55N](#)¹

Recessed Handle, Stainless Steel

999 1,099

[SHSM63W55N](#)

Scoop Handle, Stainless Steel

1,049 1,199

[SHXM63W55N](#)

Bar Handle, Stainless Steel

1,099 1,249

[SHVM63W53N](#)

Fully Integrated – Requires Custom Panel

1,099 1,249

Quiet Operation

- 46 dBA

Design

- **Backlit Button Controls**

Racks

- 15 Place Setting Capacity

Quality

- Made in Germany
- **Water Softener**
- **AquaStop® Plus Leak Protection**

Performance

- **Additional Wash Cycles:** Rinse, **Favorite**
- **Additional Options:** Delay, **Remote Start, Delicate, Machine Care**
- **Home Connect® Allows You to Remotely Monitor and Control with Wi-Fi Connectivity**



SHE53B75UC



NEW SHE53B75UC

Recessed Handle, Stainless Steel

999 1,099

¹ No InfoLight®



This price list supersedes all previous price lists. Prices listed herein do not include applicable state or local taxes.

Model Number	Description	MAP	MSRP
--------------	-------------	-----	------

All Bosch 500 Series Dishwashers Include the Following Features:

Featuring AutoAir™—which opens the door to let fresh air circulate for 40% drier dishes.*

Quiet Operation

- 44 dBA
- InfoLight®
- Multiple Layers of Sound-Absorbing Insulation
- EcoSilence™ Dual Brushless Motor System
- Solid Molded Base to Absorb Noise while Minimizing Vibration

Design

- **Pocket Handle Design**
- Flush Installation
- Electronic Controls
- Time Remaining Display

Racks

- 16 Place Setting Capacity
- **Flexible 3rd Rack**
- 3 Step RackMatic®
- **EasyGlide™ Upper Rack**
- FlexSpace™ Tines
- **2 Flip Tines Upper Rack**
- 2 Silverware Baskets

Quality

- Full Stainless Steel Tub
- 24/7 AquaStop® Leak Protection System
- Easily Accessible 3-Stage Filtration System

Efficiency

- 269 kWh/yr
- ENERGY STAR® Certified

Performance

- **Wash System:** PrecisionWash®
- **Drying System:** AutoAir™
- **Five Wash Cycles:** Heavy, Auto Wash, Normal Wash, Speed60, Rinse & Hold
- **Five Options:** AutoAir™, Sanitize (NSF certified to remove up to 99.9% of bacteria), 24H Delay Start, Half Load, Delicate

*Based on average drying performance of Bosch Dishwashers with AutoAir™ after seven hours as compared to Bosch Dishwashers with PureDry™.

500 Series

[SHPM65Z52N](#)

Pocket Handle, White

1,099 1,249



SHPM65Z52N

[SHPM65Z55N](#)

Pocket Handle, Stainless Steel

1,099 1,249



SHPM65Z55N



This price list supersedes all previous price lists. Prices listed herein do not include applicable state or local taxes.

Model Number	Description	MAP	MSRP
--------------	-------------	-----	------

All Bosch 800 Series Dishwashers Include the Following Features:

Featuring CrystalDry™—a patented drying technology that transforms moisture into heat to get dishes, including plastics, 60% drier.*

Quiet Operation

- InfoLight® Except for Front Control Models
- Multiple Layers of Sound-Absorbing Insulation
- EcoSilence™ Dual Brushless Motor System
- Solid Molded Base to Absorb Noise while Minimizing Vibration

Design

- Flush Installation
- **Touch Controls**
- **Integrated Control System**
- Time Remaining Display
- **Self-Latching Door**

Racks

- 16 Place Setting Capacity
- 3 Step RackMatic®
- EasyGlide™ Upper Rack
- FlexSpace™ Tines
- 2 Flip Tines Upper Rack
- 2 Silverware Baskets

Quality

- Full Stainless Steel Tub
- 24/7 AquaStop® Leak Protection System
- Easily Accessible 3-Stage Filtration System
- **Quick Installation Kit Included**

Efficiency

- 269 KWh/yr
- ENERGY STAR® Certified

Performance

- **Wash System:** PrecisionWash®
- **Drying System:** PureDry™
- **Up to Seven Wash Cycles:** Heavy, Auto Wash, Normal Wash
- **Up to Seven Options:** **CrystalDry™**, Sanitize (NSF certified to remove up to 99.9% of bacteria), Half Load

*Based on aggregate average drying performance of Bosch Dishwashers with CrystalDry™ on combined household load including plastics, glass, steel, and porcelain as compared to Bosch Dishwashers with PureDry™. Drying performance may vary by dish type.

800 Series

Quiet Operation

- **42 dBA**
- InfoLight®

Racks

- Flexible 3rd Rack

Quality

- 24/7 AquaStop® Leak Protection System

Performance

- **Additional Wash Cycles:** **Eco**, Speed60, Rinse & Hold
- **Additional Options:** **Delicate**, 24H Delay Start



SHPM78Z54N



SHPM78Z55N



SHXM78Z55N







SHVM78Z53N

SHPM78Z54N	Pocket Handle, Black Stainless Steel	1,349	1,499
SHPM78Z55N	Pocket Handle, Stainless Steel	1,299	1,449
SHXM78Z55N	Bar Handle, Stainless Steel	1,349	1,499
SHVM78Z53N	Fully Integrated – Requires Custom Panel	1,349	1,499



DISHWASHERS

This price list supersedes all previous price lists. Prices listed herein do not include applicable state or local taxes.

Model Number	Description	MAP	MSRP
800 Series			
<p>Quiet Operation</p> <ul style="list-style-type: none"> • 40 dBA • InfoLight® 	<p>Racks</p> <ul style="list-style-type: none"> • MyWay™ 3rd Rack • 2 Flip Tines Lower Rack <p>Quality</p> <ul style="list-style-type: none"> • 24/7 AquaStop® Leak Protection System 	<p>Performance</p> <ul style="list-style-type: none"> • Additional Wash Cycles: Eco, Speed60, Rinse & Hold • Additional Options: Delicate, 24H Delay Start, Eco 	 <p>SHPM88Z75N</p>  <p>SHXM88Z75N</p>
<u>SHPM88Z75N</u>	Pocket Handle, Stainless Steel	1,499	1,649
<u>SHXM88Z75N</u>	Bar Handle, Stainless Steel	1,499	1,649
<p>Quiet Operation</p> <ul style="list-style-type: none"> • 42 dBA 	<p>Racks</p> <ul style="list-style-type: none"> • Flexible 3rd Rack <p>Quality</p> <ul style="list-style-type: none"> • 24/7 AquaStop® Leak Protection System 	<p>Performance</p> <ul style="list-style-type: none"> • Six Wash Cycles: Eco, Speed60, Rinse & Hold • Six Options: Delicate, 24H Delay Start, Remote Start 	 <p>SHEM78ZH5N</p> 
<u>SHEM78ZH5N*</u>	Recessed Handle, Stainless Steel	1,699	1,899



This price list supersedes all previous price lists. Prices listed herein do not include applicable state or local taxes.

Model Number	Description	MAP	MSRP
--------------	-------------	-----	------

Bosch Benchmark Series Dishwashers Include the Following Features:

Quiet Operation

- **38 dBA**
- InfoLight®
- Multiple Layers of Sound-Absorbing Insulation
- EcoSilence™ Dual Brushless Motor System
- Solid Molded Base to Absorb Noise while Minimizing Vibration

Design:

- Flush Installation
- **Touch Screen Display**
- Integrated Control System
- Time Remaining Display
- Self Latching Door

Racks

- 15 Place Setting Capacity
- Flexible 3rd Rack
- 3 Step RackMatic®
- **6 Flip Tines Upper Rack**
- **8 Flip Tines Lower Rack**
- **DoubleFlex™ Silverware Basket**

Quality:

- Full Stainless Steel Tub
- 24/7 AquaStop® Plus Leak Protection System
- **Concealed Heating Element**
- **Interior Light**
- **Telescopic Glides on All 3 Loading Levels**
- **Stainless Steel Toekick**
- Water Softener
- **Vase Holder and Small Item Clips**
- Made in Germany
- **Corrugated Shaped Filter**
- **Quick installation kit included**




Efficiency

- 269 kWh/yr
- ENERGY STAR® Certified

Performance

- *Seven Cycles:* Heavy, Auto Wash, **Glass**, Normal Wash, Speed60, Express, **Rinse & Hold**
- *Seven Options:* **ExtraDry**, Sanitize, **Delicate**, **24H Delay Start**, Half Load, ExtraScrub, **SpeedPerfect**,

Benchmark® Series

SHE89PW75N	Recessed Handle TFT Display, Stainless Steel	2,299	2,549	
SHX89PW75N	Bar Handle TFT Display, Stainless Steel	2,299	2,549	
SHV89PW73N¹	Fully Integrated TFT Display Requires Custom Panel	2,299	2,549	

¹ 39 dBA



ADA-HEIGHT DISHWASHERS

This price list supersedes all previous price lists. Prices listed herein do not include applicable state or local taxes.

Model Number	Description	MAP	MSRP
--------------	-------------	-----	------

Bosch ADA-Height Dishwashers Include the Following Features:

- | | | |
|---|--|---|
| <p>Design</p> <ul style="list-style-type: none"> • Time Remaining Display • ADA Compliant Height (32" Tall) <p>Racks</p> <ul style="list-style-type: none"> • RackMatic® • Flexible Silverware Basket | <p>Quality</p> <ul style="list-style-type: none"> • Full Stainless Steel Tub • 24/7 AquaStop® Plus • Easily Accessible 3-Stage Filtration System <p>Efficiency</p> <ul style="list-style-type: none"> • 259 kWh/yr • ENERGY STAR® Certified | <p>Performance</p> <ul style="list-style-type: none"> • <i>Up to Seven Wash Cycles:</i> Heavy, Auto, Normal, Favorite, Rinse & Hold • <i>Six Options:</i> Delicate, Extra Dry, Sanitize, 24H Delay Start, Machine Care, Remote Start • Home Connect® Allows You to Remotely Monitor and Control with Wi-Fi Connectivity |
|---|--|---|

300 Series EuroTub/ADA-Height 18" and 24"

- Quiet Operation**
- 46 dBA
- Racks**
- 10 Place Setting Capacity (18" Width)
 - Standard 3rd Rack
- Quality**
- Made in Poland



SPE53B52UC



SPE53B55UC



SPE53B56UC



SPE53B52UC	18" Recessed Handle, White	999	1,099
SPE53B55UC	18" Recessed Handle, Stainless Steel	999	1,099
SPE53B56UC	18" Recessed Handle, Black	999	1,099

- Quiet Operation**
- 46 dBA
- Racks**
- 14 Place Setting Capacity
- Quality**
- Made in Germany
 - **Water Softener**



SGE53B55UC



SGE53B52UC



SGE53B56UC



SGE53B55UC	24" Recessed Handle, Stainless Steel	999	1,099
SGE53B52UC	24" Recessed Handle, White	999	1,099
SGE53B56UC	24" Recessed Handle, Black	999	1,099



ADA-HEIGHT DISHWASHERS

This price list supersedes all previous price lists. Prices listed herein do not include applicable state or local taxes.

Model Number	Description	MAP	MSRP
--------------	-------------	-----	------

800 Series EuroTub/ADA-Height 18" and 24"

- Quiet Operation**
- 44 dBA
 - InfoLight®

- Racks**
- Place Setting Capacity 10
 - Standard 3rd Rack
- Quality**
- Made in Poland
 - Vase Holder and Small Item Clips

- Performance**
- Additional Wash Cycles: Delicate, Express



SPE68B55UC



SPX68B55UC



SPV68B55UC

SPE68B55UC ¹	18" Recessed Handle, Stainless Steel	1,099	1,249
SPX68B55UC	18" Bar Handle, Stainless Steel	1,199	1,349
SPV68B53UC	18" Fully Integrated – Requires Custom Panel	1,199	1,349



- Quiet Operation**
- 42 dBA
 - InfoLight®

- Racks**
- Place Setting Capacity 15
- Quality**
- Made in Germany
 - Water Softener
 - Vase Holder and Small Item Clips

- Performance**
- Additional Wash Cycles: CrystalDry™



SGE78B55UC



SGX78B55UC



SGV78B53UC

SGE78B55UC ¹	24" Recessed Handle, Stainless Steel	1,299	1,449
SGX78B55UC	24" Bar Handle, Stainless Steel	1,349	1,499
SGV78B53UC	24" Fully Integrated – Requires Custom Panel	1,349	1,499



¹ No InfoLight®



This price list supersedes all previous price lists. Prices listed herein do not include applicable state or local taxes.

Model Number	Description	MAP	MSRP
--------------	-------------	-----	------

All NEW Bosch 100 Series Dishwashers Include the Following Features:

Step-up compared to current 100 Series.

Quiet Operation

- 50 dBA

Quality

- **Anti-Finger Print Stainless Steel**
- Stainless Steel Tub with Polypropylene
- 24/7 Overflow Protection

Design

- **All-new Recessed Handle Design**
- **Touch Controls**
- Flush Installation

Racks

- 14 Place Setting Capacity
- **2 Silverware Baskets**

Efficiency

- 269 kWh/year

Performance

- **Wash System:** PrecisionWash®
- **Drying System:** PureDry™
- **Wi-Fi Home Connect® features**
 - **Smart Cycle Guidance**
 - **Delay Start, Remote Start, and Cycle Monitoring**
 - **Access Additional Cycles, Manuals, and Tips & Tricks**
- **Cycles:**
 - 5 on the Control Panel (Heavy, Auto, Normal, Speed60, **Favorite**)
 - **3 Additional in Home Connect® (Delicate, Rinse, Machine Care)**
- **Options:**
 - 3 on the Control Panel (Sanitize, **Remote Start**, Extra Dry)
 - **Up to 4 Additional in Home Connect® (Half Load, Eco)**

New 100 Series

Launching July 2023

NEW SHE3AEM5N	Recessed Handle, Stainless Steel
NEW SHE3AEM2N	Recessed Handle, White
NEW SHE3AEM6N	Recessed Handle, Black

649	749
549	649
549	649



SHE3AEM5N



SHE3AEM2N



SHE3AEM6N



DISHWASHERS—COMING SOON

This price list supersedes all previous price lists. Prices listed herein do not include applicable state or local taxes.

Model Number	Description	MAP	MSRP
--------------	-------------	-----	------

ALL NEW Bosch 100 Series Plus Dishwashers Include the Following Features:

Step-up compared to New 100 Series.

Quiet Operation

- **48 dBA**

Quality

- Anti-Finger Print Stainless Steel
- Stainless Steel Tub with Polypropylene
- 24/7 Overflow Protection

Design

- All-new Recessed Handle Design
- Touch Controls
- Flush Installation

Racks

- 14 Place Setting Capacity
- 2 Silverware Baskets
- **3 Step RackMatic®**

Efficiency

- 269 kWh/year

Performance

- *Wash System:* PrecisionWash®
- *Drying System:* PureDry™
- Wi-Fi Home Connect® features
 - Smart Cycle Guidance
 - Delay Start, Remote Start, and Cycle Monitoring
 - Access Additional Cycles, Manuals, and Tips & Tricks
- *Cycles:*
 - 5 on the Control Panel (Heavy, Auto, Normal, Speed60, Favorite)
 - 3 Additional in Home Connect® (Delicate, Rinse, Machine Care)
- *Options:*
 - 3 on the Control Panel (Sanitize, Remote Start, Extra Dry)
 - Up to 4 Additional in Home Connect® (Half Load, Eco)

100 Series Plus

Launching July 2023

NEW SHE4AEM5N	Recessed Handle, Stainless Steel	799	899
NEW SHE4AEM2N	Recessed Handle, White	699	799
NEW SHE4AEM6N	Recessed Handle, Black	699	799



SHE4AEM5N



SHE4AEM2N



SHE4AEM6N



DISHWASHERS—COMING SOON

This price list supersedes all previous price lists. Prices listed herein do not include applicable state or local taxes.

Model Number	Description	MAP	MSRP
--------------	-------------	-----	------

ALL NEW Bosch 100 Series Premium Dishwashers Include the Following Features:

Step-up compared to New 100 Plus Series.

Quiet Operation

- 46 dBA
- InfoLight®

Quality

- Anti-Finger Print Stainless Steel
- Stainless Steel Tub with Polypropylene
- 24/7 Overflow Protection

Design

- Touch Controls
- Flush Installation

Racks

- 15 Place Setting Capacity
- Standard 3rd Rack
- 3 Step RackMatic®
- 1 Silverware Basket

Efficiency




- 269 kWh/year

Performance

- Wash System: PrecisionWash®
- Drying System: PureDry™
- Wi-Fi Home Connect® features
 - Smart Cycle Guidance
 - Delay Start, Remote Start, and Cycle Monitoring
 - Access Additional Cycles, Manuals, and Tips & Tricks
- Cycles:
 - 5 on the Control Panel (Heavy, Auto, Normal, Speed60, Favorite)
 - 3 Additional in Home Connect® (Delicate, Rinse, Machine Care)
- Options:
 - 3 on the Control Panel (Sanitize, Remote Start, Extra Dry)
 - Up to 4 Additional in Home Connect® (Half Load, Eco)

100 Series Premium

Launching July 2023

NEW SHX5AEM5N	Bar Handle, Stainless Steel	899	999	 SHX5AEM5N
NEW SHX5AEM2N	Bar Handle, White	849	949	 SHX5AEM2N
NEW SHX5AEM6N	Bar Handle, Black	849	949	 SHX5AEM6N
NEW SHX5AEM4N	Bar Handle, Black Stainless Steel	999	1,099	 SHX5AEM4N
NEW SHV4AEB3N	Custom Panel	899	999	 SHV4AEB3N



DISHWASHERS—COMING SOON

This price list supersedes all previous price lists. Prices listed herein do not include applicable state or local taxes.

Model Number	Description	MAP	MSRP
--------------	-------------	-----	------

ALL NEW Bosch 300 Series Dishwashers Include the Following Features:

Step-up compared to New 100 Premium Series.

Quiet Operation

- 46 dBA
- InfoLight®
- **Multiple Layers of Sound-Absorbing Insulation**
- **EcoSilence™ Dual Brushless Motor System**
- **Solid Molded Base to Absorb Noise while Minimizing Vibration**

Design

- Touch Controls
- Flush Installation
- **Time Remaining Indicator**

Racks

- **16 Place Setting Capacity**
- Standard 3rd Rack
- 3 Step RackMatic®
- **EasyGlide™ on All 3 Rack Levels**
- **FlexSpace™ Tines**
- **1 Flip Tine Upper Rack**
- **1 Flip Tine Lower Rack**
- 1 Silverware Basket

Quality

- **Full Stainless Steel Tub**
- **24/7 AquaStop® Leak Protection System**
- **Easily Accessible 3-Stage Filtration System**

Efficiency

- 269 kWh/yr

Performance

- **Wash System:** PrecisionWash®
- **Drying System:** PureDry™
- Wi-Fi Home Connect® features
 - Smart Cycle Guidance
 - Delay Start, Remote Start, and Cycle Monitoring
 - Access Additional Cycles, Manuals, and Tips & Tricks
- **Cycles:**
 - 5 on the Control Panel (Heavy, Auto, Normal, Speed60, Favorite)
 - 3 Additional in Home Connect® (Delicate, Rinse, Machine Care)
- **Options:**
 - 3 on the Control Panel (Sanitize, Remote Start, Extra Dry)
 - Up to 4 Additional in Home Connect® (Half Load, Eco)

300 Series

Launching July 2023

NEW SHE53C85N ¹	Recessed Handle, Stainless Steel	999	1,099
NEW SHE53C82N ¹	Recessed Handle, White	949	1,049
NEW SHE53C86N ¹	Recessed Handle, Black	949	1,049
NEW SHX53CM5N	Bar Handle, Stainless Steel	1,099	1,249
NEW SHV53CM3N	Custom Panel	1,099	1,249



SHE53C85N



SHE53C82N



SHE53C86N



SHX53CM5N



SHV53CM3N



¹ No InfoLight®



DISHWASHERS—COMING SOON

This price list supersedes all previous price lists. Prices listed herein do not include applicable state or local taxes.

Model Number	Description	MAP	MSRP
--------------	-------------	-----	------

All New Bosch 500 Series Dishwashers Include the Following Features:

Step-up compared to New 300 Series.

Featuring AutoAir™—which opens the door to let fresh air circulate for 40% drier dishes.*

Quiet Operation

- **44 dBA**
- InfoLight®
- Multiple Layers of Sound-Absorbing Insulation
- EcoSilence™ Dual Brushless Motor System
- Solid Molded Base to Absorb Noise while Minimizing Vibration

Design

- **Pocket Handle Design**
- Touch Controls
- Flush Installation
- Time Remaining Indicator

Racks

- 16 Place Setting Capacity
- **Flexible 3rd Rack**
- 3 Step RackMatic®
- EasyGlide™ on all 3 Rack Levels
- FlexSpace™ Tines
- **2 Flip Tines Upper Rack**
- 1 Flip Tine Lower Rack
- 1 Silverware Basket

Quality

- Full Stainless Steel Tub
- 24/7 AquaStop® Leak Protection System
- Easily Accessible 3-Stage Filtration System

Efficiency

- **239 kWh/yr**
- **ENERGY STAR® Certified**

Performance

- **Wash System:** PrecisionWash®
- **Drying System:** **AutoAir™**
- Wi-Fi Home Connect® features
 - Smart Cycle Guidance
 - Delay Start, Remote Start, and Cycle Monitoring
 - Access Additional Cycles, Manuals, and Tips & Tricks
- **Cycles:**
 - 5 on the Control Panel (Heavy, Auto, Normal, Speed60, Favorite)
 - 3 Additional in Home Connect® (Delicate, Rinse, Machine Care)
- **Options:**
 - 3 on the Control Panel (**AutoAir™**, Sanitize, Remote Start,)
 - 2 Additional in Home Connect® (Half Load, Eco)

*Based on average drying performance of Bosch Dishwashers with AutoAir™ after seven hours as compared to Bosch Dishwashers with PureDry™.

500 Series

Launching July 2023

NEW SHP65CM5N	Pocket Handle, Stainless Steel	1,099	1,249
NEW SHP65CM2N	Pocket Handle, White	1,099	1,249
NEW SHP65CM6N	Pocket Handle, Black	1,099	1,249
NEW SHX65CM5N	Bar Handle, Stainless Steel	1,149	1,299



SHP65CM5N



SHP65CM2N



SHP65CM6N



SHX65CM5N



This price list supersedes all previous price lists. Prices listed herein do not include applicable state or local taxes.

Model Number	Description	MAP	MSRP
--------------	-------------	-----	------

All New Bosch 800 Series Dishwashers Include the Following Features:

Step-up compared to New 500 Series.

Featuring the New PowerControl™ Wash System plus CrystalDry™—the industry's most advanced clean meets the ultimate dry.

Quiet Operation

- **42 dBA**
- InfoLight®
- Multiple Layers of Sound-Absorbing Insulation
- EcoSilence™ Dual Brushless Motor System
- Solid Molded Base to Absorb Noise while Minimizing Vibration

Design

- Touch Controls
- Flush Installation
- **Integrated Control System**
- **Time Remaining Display**
- **Self-Latching Door**

Racks

- 16 Place Setting Capacity
- 3 Step RackMatic®
- EasyGlide™ on All 3 Rack Levels
- FlexSpace™ Tines
- 2 Flip Tines Upper Rack
- 1 Flip Tine Lower Rack
- 1 Silverware Basket

Quality

- Full Stainless Steel Tub
- 24/7 AquaStop® Leak Protection System
- Easily Accessible 3-Stage Filtration System
- **Quick installation kit Included**

Efficiency

- 239 KWh/yr
- ENERGY STAR® Certified

Performance

- **Wash System: PowerControl™** with PrecisionWash®
- **Drying System: CrystalDry™**
- Wi-Fi Home Connect® features
 - Smart Cycle Guidance
 - Delay Start, Remote Start, and Cycle Monitoring
 - Access Additional Cycles, Manuals, and Tips & Tricks
- **Cycles:**
 - 5 on the Control Panel (Heavy, Auto, Normal, Speed60, Favorite)
 - 3 Additional in Home Connect® (Delicate, Rinse, Machine Care)
- **Options:**
 - 4 on the Control Panel (**CrystalDry™**, Sanitize, Remote Start, **PowerControl™**)
 - 2 Additional in Home Connect® (Half Load, Eco)

800 Series

Launching July 2023

NEW SHP78CM5N	Pocket Handle, Stainless Steel	1,299	1,449
NEW SHP78CM2N	Pocket Handle, White	1,299	1,449
NEW SHP78CM6N	Pocket Handle, Black	1,299	1,449
NEW SHP78CM4N	Pocket Handle, Black Stainless Steel	1,349	1,499
NEW SHX78CM5N	Bar Handle, Stainless Steel	1,349	1,499
NEW SHX78CM2N	Bar Handle, White	1,349	1,499
NEW SHX78CM6N	Bar Handle, Black	1,349	1,499
NEW SHX78CM4N	Bar Handle, Black Stainless Steel	1,399	1,549
NEW SHV78CM3N	Custom Panel	1,349	1,499



SHP78CM5N




SHP78CM2N



SHP78CM4N



SHX78CM5N



SHX78CM6N



SHX78CM4N



SHV78CM3N



This price list supersedes all previous price lists. Prices listed herein do not include applicable state or local taxes.

Model Number	Description	MAP	MSRP
--------------	-------------	-----	------

All New Bosch Benchmark Series Dishwashers Include the Following Features:

Step-up compared to New 800 Series.

Featuring the New PowerControl™ Wash System plus CrystalDry™—the industry's most advanced clean meets the ultimate dry.

Quiet Operation

- **38 dBA**
- **TimeLight®**
- Multiple Layers of Sound-Absorbing Insulation
- EcoSilence™ Dual Brushless Motor System
- Solid Molded Base to Absorb Noise while Minimizing Vibration

Design:

- Touch Controls
- Flush Installation
- Integrated Control System
- Time Remaining Display
- Self Latching Door

Racks

- 16 Place Setting Capacity
- 3 Step RackMatic®
- **EasyGlide™ Plus Ball Bearing Racks on All 3 Levels**
- **Flexible 3rd Rack**
- **FlexSpace™ Plus with Wide Tines**
- 2 Flip Tines Upper Rack
- 1 Silverware Basket

Quality:

- Full Stainless Steel Tub
- **24/7 AquaStop® Plus Leak Protection System**
- **Concealed Heating Element**
- **Interior Light**
- **Water Softener**
- **Corrugated Shaped Filter**
- Quick installation kit included

Efficiency

- 239 kWh/yr
- ENERGY STAR® Certified

Performance

- **Wash System:** PowerControl™ with PrecisionWash®
- **Drying System:** CrystalDry™
- Wi-Fi Home Connect® features
 - Smart Cycle Guidance
 - Delay Start, Remote Start, and Cycle Monitoring
 - Access Additional Cycles, Manuals, and Tips & Tricks
- **Cycles:**
 - 5 on the Control Panel (Heavy, Auto, Normal, Speed60, Favorite)
 - 3 Additional in Home Connect® (Delicate, Rinse, Machine Care)
- **Options:**
 - 4 on the Control Panel (CrystalDry™, Sanitize, Remote Start, PowerControl™)
 - 2 Additional in Home Connect® (Half Load, Eco)

Benchmark® Series

Launching July 2023

NEW SHP9PCM5N	Pocket Handle, Stainless Steel	1,799	1,999
NEW SHX9PCM5N ¹	Bar Handle, Stainless Steel	1,799	1,999
NEW SHV9PCM3N ¹	Custom Panel	1,799	1,999



SHP9PCM5N



SHX9PCM5N














SHV9PCM3N



¹ 39 dBA





This price list supersedes all previous price lists. Prices listed herein do not include applicable state or local taxes.

Model Number	Description	MAP	MSRP	100 Series	100 Series Plus	100 Series Premium	300 Series	500 Series	800 Series	800 Premium Series	Benchmark	SPV68B53UC
 SGZ1010UC	Dishwasher Drain Hose Extension 76¾"	18	19	•	•	•	•	•	•	•	•	•
 SGZ9091UC	Dishwasher Softener Salt (4.4 lbs) – Models with Water Softener Only	16	19								•	
 SGZ1052UC	Dishwasher Accessory Kit with Extra Tall Item Sprinkler, Vase/Bottle Holder, 3 Plastic Item Clips and Small Item Basket	19	29	•	•							
 SMZ1007UC	Bosch Dishwasher Bar Handle, Stainless Steel	59	69				•	•	•	•	•	
 SMZ4026	MyWay™ Rack Silverware Insert Accessory	20	29						• ¹			
 SMZ4000UC	Flexible Silverware Basket	25	29	•	•	•	•	•	•	•	•	
 SMZ5000	Dishwasher Accessory Kit with Extra Tall Item Sprinkler, Vase/Bottle Holder, 3 Plastic Item Clips and Small Item Basket	19	29	•	•	•	•	•	•	•	•	
 SMZ5002UC	Anti-Tarnish Silverware Cassette with Clips	25	29	•	•	•	•	•	•	•	•	
 SMZ5003	18" Dishwasher Accessory Hinge for 4" Toekick Height Installation	150	169									•
 SMZ5400	MyWay™ Rack Large Silverware Insert Accessory	30	39						• ¹			
 SMZCD200UC	Flexible 3rd Rack	49	59	• ²	•	•	•	•	•	•	•	

1 SH_M88Z7_N models only
2 Alternative for SHXM4AY5_N only



This price list supersedes all previous price lists. Prices listed herein do not include applicable state or local taxes.

Model Number	Description	MAP	MSRP	100 Series	100 Series Plus	100 Series Premium	300 Series	500 Series	800 Series	800 Premium Series	Benchmark	SPV68B53UC
	SMZEPCC1UC Power Cord Clips + Edge Protector Kit Edge Protector Is for Dishwasher Installations through Metal Cabinetry, for Water/drain/electrical Lines	5	9	•	•	•	•	•	•	•	•	•
	SMZ3IN1UC Dish Junction Box and Supply Hose Kit	49	59	•	•	•	•	•	•	•	•	•
	SMZPCJB1UC Junction Box Kit (alternate to the 3-Prong Power Cord Kit)	20	29	•	•	•	•	•	•	•	•	•
	NEW SMZSH1ABUC Bosch Dishwasher Water Supply Hose	39	49	•	•	•	•	•	•	•	•	•



This price list supersedes all previous price lists. Prices listed herein do not include applicable state or local taxes.

Model Number	Description	MAP	MSRP
--------------	-------------	-----	------

All Bosch Washers Include the Following Features:

- SpeedPerfect™ Provides up to 40% Faster Washing
- EcoSilence™ BLDC Motor for Quieter Operation
- ActiveClean® System
- Wave Profiled Stainless Steel Drum
- Anti-Vibration Circular Side Walls
- Spin Speed up to 1400 RPM
- ENERGY STAR® Certified
- Improved Energy Efficiency and Performance
- Energy Consumption 84 kWh/year
- Exceeds the February 2018 ENERGY STAR® Water Consumption Standards
- Child Lock
- Signal
- Internal Water Heater
- Installation: Stackable, Side-by-Side, Under Counter or Pedestal Option
- 208-240 V
- Plug type 240V; NEMA 6-15 (3 prong)

300 Series

24" Compact Washer

Design

- White Exterior with White Dial and White Door Ring
- Touch Control Display
- Large 2.2 cu.ft. Capacity, Wash up to 15.4 lbs or 16 Bath Towels
- Clear See-Through Window
- Matching Dryer WTG86403UC

Silence Level

- Washing/Spinning 54/73 dBA

15 Individually-Tailored Washing Programs

- Cotton Normal, Cotton Light Soil, Permanent Press, Permanent Press Heavy Soil, Permanent Press Light Soil, Jeans, Quick Wash 30 min., Heavy Duty, Delicates, Hand wash/Wool, Allergen,

Towels, Drum Clean, Drain, Rinse/Spin

6 Options

- SpeedPerfect™, Temperature, Finish In, Extra Rinse, Prewash, Spin Speed, Start/Pause
- Plugs into Wall Receptacle or Dryer Adapter (provided with each dryer)
- Hose Length: 48"



WAT28400UC



WGA12400UC

WAT28400UC

24" White Cabinet with White Dial and White Door Ring

1,149 1,299

Check Availability - Discontinues Q2 2023

NEW WGA12400UC

24" White Cabinet with White Dial and White Door Ring

1,249 1,399



This price list supersedes all previous price lists. Prices listed herein do not include applicable state or local taxes.

Model Number	Description	MAP	MSRP
--------------	-------------	-----	------

500 Series

24" Compact Washer

Home Connect® Features

- App Allows You to Operate Washer From Anywhere In the Home
- Easy Start Option for Your Wash Cycle
- Energy Management Information

Design

- White Exterior with Silver/White Dial and Silver Door Ring
- Touch Control Display
- Large 2.2 cu.ft. Capacity, Wash up to 17.6 lbs or 18 Bath Towels

- Clear Glass Window with Bosch Magneto
- Matching Dryer WTW87NH1UC

Quality

- ENERGY STAR® Most Efficient Certified
- AquaShield® Hose Leak Protection System
- *Silence Level:* Washing/Spinning 52/72 dBA

14 Individually-Tailored Washing Programs

- Cotton, Mix, Permanent Press, Whitest Whites, Sanitize, Outdoor/Sport, Jeans, Quick 30, Bulky/

Large Items, Delicates, HandWash/Wool, Drum Clean, Spin/Drain, Rinse

10 Options

- SpeedPerfect™, Temperature, Finish In, Prewash, Spin Speed, Start/Pause, EcoPerfect™, Rinse Plus, Remote Start, Stains (Stains Program Treats Blood, Food Based, Red Wine and Grass Based Stains)
- Plugs into Wall Receptacle or Dryer Adapter (provided with each dryer)
- Hose Length: 59"



WAW285H1UC



[WAW285H1UC](#)

24" White Cabinet with Silver/White Dial and Silver Door Ring

1,449 1,599

800 Series

24" Compact Washer

Home Connect® Features

- App Allows You to Operate Washer from Anywhere in the Home
- Easy Start Option for Your Wash Cycle
- Energy Management Information

Design

- White Exterior with Chrome Illuminated Selection Dial and Chrome Door Ring
- Premium Large Touch Control Display
- Large 2.2 cu.ft. Capacity, Wash up to 17.6 lbs or 18 Bath Towels
- Interior LED Drum Light

- Clear Glass Window with Bosch Magneto
- Matching Dryer WTG865H4UC

Quality

- AquaStop® Plus Leak Protection System in the Hoses and the Base

Silence Level

- Washing/Spinning 50/71 dBA

14 Individually-Tailored Washing Programs

- Cotton, Permanent Press, Permanent Press Heavy Soil, Whitest Whites, Sanitize, Super Quick 15 min., Quick Wash 30 min., Bulky/Large Items,

Delicates, Hand Wash/Wool, Towels, Drum Clean, Spin/Drain, Rinse

10 Additional Options

- SpeedPerfect™, Temperature, Finish In, Prewash, Spin Speed, Start/Pause, EcoPerfect™, Rinse Plus, Remote Start, Stains (Stains Program Treats Blood, Food Based, Red Wine and Grass Based Stains)
- Plugs into Wall Receptacle or Dryer Adapter (provided with each dryer)
- Hose Length: 59"



WAW285H2UC



[WAW285H2UC](#)

24" White Cabinet with Chrome Illuminated Selection Dial and Chrome Door Ring

1,649 1,849



This price list supersedes all previous price lists. Prices listed herein do not include applicable state or local taxes.

Model Number	Description	MAP	MSRP
--------------	-------------	-----	------

All Bosch Dryers Include the Following Features:

- Large 4.0 cu.ft. Capacity
 - Anti-Vibration Circular Side Walls
 - Sensitive Drying System
 - Start/Pause to Add an Item
 - Child Lock
 - Extra-Fine Lint Filter
 - ActiveDry® System
- Installation**
 - Stackable, Side-by-Side, Under Counter or Pedestal Option
 - No Ducting Required
 - Drain Pump and Hose Included
- Power Cord Included with Plug Type: 240V; NEMA 6-15 (3 Prong). Dryer Is Also Supplied with a Power Adapter to Fit a Standard 4-Prong 30A Dryer Receptacle (NEMA 14-30R) and Powers Both Bosch Washer and Dryer

300 Series

24" Compact Condensation Dryer

Design

- White Exterior with White Dial and White Door Ring Touch Control Display
- Stainless Steel Drum
- Dry up to 15.4 lbs or 16 Bath Towels
- Clear See-Through Window
- Matching Washer WGA12400UC

Quality

- ENERGY STAR® Certified
- Energy Consumption 315 kWh/year

Silence Level

- 67 dBA

15 Individually-Tailored Drying Programs

- Cotton Extra Dry, Cotton Dry (Regular), Permanent Press Extra Dry, Permanent Press Dry,

Permanent Press Damp, Jeans, Quick Dry Auto, Air Fluff/No Heat, Time Dry Variable, Quick 40, Delicates, Heavy Duty, Sanitize, Hand Wash/Wool, Towels

6 Options

- Dry Level, Time Dry, Finish In, Wrinkle Block, Low Heat, Signal



WTG86403UC



[**WTG86403UC**](#)

**24" Ventless Condensation Drying System
White with White Dial and White Door Ring**

1,149 1,299

500 Series

24" Compact Heat Pump Dryer with Self-Cleaning Condenser

Home Connect® Features

- App Allows You to Operate Dryer from Anywhere in the Home
- Easy Start Option for Your Dry Cycle

Design

- White Exterior with Silver/White Dial and Silver Door Ring
- Touch Control Display
- Reversible Door (No Additional Parts Required)
- Stainless Steel Structured Drum

Quality

- ENERGY STAR® Most Efficient

- Energy Consumption 123 kWh/year

- Maintenance-Free Self-Cleaning Condenser

- Dual-layer Lint Filtration System

Silence Level

- 65 dBA

14 Individually-Tailored Drying Programs

- Cotton, Permanent Press, Mix, Jeans, Quick Dry Auto, Air Fluff, Time Dry, Quick 40, Anti Shrink, Outdoor/Sport, Delicates, Sanitize, HandWash/Wool, Bulky/Large Items

9 Options

- Dryness Level, Time Dry, Finish in, Wrinkle Block, Low Heat, Remote Start, Start/Pause, Level Adjust, End Signal



WTW87NH1UC



[**WTW87NH1UC**](#)

**24" Ventless Heat Pump Dryer with Self-Cleaning Condenser
White with Silver/White Dial and Silver Door Ring**

1,449 1,599



This price list supersedes all previous price lists. Prices listed herein do not include applicable state or local taxes.

Model Number	Description	MAP	MSRP
--------------	-------------	-----	------

800 Series

24" Compact Condensation Dryer

Home Connect® Features

- App Allows You to Operate Dryer from Anywhere in the Home
- Easy Start Option for Your Dry Cycle

Design

- White Exterior with Chrome Illuminated Selection Dial and Chrome Door Ring
- Premium Large Touch Control Display
- Interior LED Drum Light
- Reversible Door (No Additional Parts Required)

- Stainless Steel Structured Drum
- Dry up to 17.6 lbs or 18 Bath Towels
- Clear Glass Window with Bosch Magneto
- Matching Washer WAW285H2UC

Quality

- ENERGY STAR® Certified
- Energy Consumption 315 kWh/year

Silence Level

- 63 dBA

14 Individually-Tailored Drying Programs

- SuperQuick 15, Cotton, Permanent Press, Jeans, Quick Dry Auto, Air Fluff, Time Dry, Quick 40, Anti Shrink, Delicates, Sanitize, Hand Wash/Wool, Towels, Bulky Large Items

9 Options

- Dryness Level, Time Dry, Finish in, Wrinkle Block, Low Heat, Remote Start, Start/Pause, Level Adjust, End Signal



WTG865H4UC



WTG865H4UC









**24" Ventless Condensation Drying System
White with Chrome Illuminated Selection Dial
and Chrome Door Ring**

1,649 1,849



ACCESSORIES

This price list supersedes all previous price lists. Prices listed herein do not include applicable state or local taxes.

Model Number	Description	MAP	MSRP	Washers			Dryers		
				WGAT2400UC	WAW285H1UC	WAW285H2UC	WTG86403UC	WTG865H4UC	WTW87NH1UC
	<u>WMZ20600</u> Drying Rack for Wool items, Shoes, etc. for Bosch 24" Dryers	79	89				•	•	•
	<u>WMZPW20W</u> Pedestal with Drawer for 24" Washer	299	329	•	•	•			
	<u>WTZPW20D</u> Pedestal with Drawer for 24" Dryer	299	329				•	•	•
	<u>WTZ11400UC</u> Stacking Kit with Pull Out Tray	149	169	•	•	•	•	•	•
	<u>WTZ20410UC</u> Stacking Kit without Pull Out Tray	49	59	•	•	•	•	•	•
	<u>WTZPA20UC</u> Dryer Power Adapter - 4 Prong 240V; NEMA 14-30R to 6-15R	69	79				• ¹	• ¹	• ¹
	<u>WTZPA30US</u> Dryer Power Adapter - 3 Prong 240V; NEMA 10-30R to 6-15R	69	79				• ¹	• ¹	• ¹
	<u>WTZSB30UC</u> Bracket Style Stacking Kit	49	59	•	•	•	•	•	•

¹ Adapter only works with dryers listed in this guide.



This price list supersedes all previous price lists. Prices listed herein do not include applicable state or local taxes.

Model Number	Description	MAP	MSRP
--------------	-------------	-----	------

800 Series

24" Built-In Coffee Machine

- Home Connect® App Allows You to Prepare Coffee from Anywhere in the Home
- Within Minutes Prepare Espressos, Cappuccinos, Lattes, Macchiato and More
- MyFavorites Stores up to 8 of Your Favorite Coffee Preferences
- Large TFT Color Touch Screen Interface
- Automatic System for Cleaning, Milk Steam Rinsing and Descaling
- AromaPro Provides Constant Pressure for an Enhanced Coffee Experience
- Grinding Settings for Dark or Light Coffee
- CoffeeSensor Measures the Ground Coffee after Each Grinding Cycle
- OneTouch DoubleCup Dispenses Two Beverages at the Same Time
- Integrated Built-In Sensors Will Alert You When Coffee, Water Level Is Low
- AromaDouble Shot Prepares Extra-Strong Coffee with Less Bitterness
- Individual Cup Volume Allows You to Adjust Your Coffee Cup Size
- 1 lb. Bean Container
- 10-Cup Water Reservoir
- Stainless Steel 17 oz. Milk Container
- Drip Tray Removable for Cleaning
- 120 V



BCM8450UC



<u>BCM8450UC</u>	Bosch Built-In Coffee Machine	3,699	4,099
----------------------------------	--------------------------------------	--------------	--------------

Accessories for Coffee Machine

Accessories for Coffee Machine					BCM8450UC
	<u>HEZCMT3050</u>	30" SS Trim Kit	429	479	•

For coffee accessories, please see the Cleaners & Accessories Price List.

FREESTANDING RANGES—INDUCTION

This price list supersedes all previous price lists. Prices listed herein do not include applicable state or local taxes.

Model Number	Description	MAP	MSRP
--------------	-------------	-----	------

All Bosch Induction Ranges Include the Following Features:

- Genuine European Convection
- Easy to View Inclined Display
- 8 Cooking Modes
- Sabbath Mode
- Faster than Gas or Electric
- Temperature Probe
- Dampened Hinges Softly Guide the QuietClose Door Shut
- Heavy-Duty Metal Knobs
- One Halogen Light
- Catalytic Clean Cavity
- Kitchen Timer

800 Series

30" Industrial-Style Induction Range

- 4 Induction Zones
- Oven Capacity at 3.9 cu.ft.
- 2 Standard Racks
- 2,700 W Convection Element
- Electrical supply: 40 A, 240 V/208 V

LR: 1,400 W / 2,200 W	RR: 1,850 W / 3,000 W
LF: 2,300 W / 3,700 W	RF: 2,300 W / 3,700 W



HIS8055U

[HIS8055U](#)

Stainless Steel

4,399 4,849

36" Industrial-Style Induction Range

- First 36" Bosch Range with the Most Powerful Element of 5,500 W and CombiZone™
- 5 Induction Zones
- Oven Capacity at 3.7 cu.ft.
- 1 Telescopic Rail with Rack
- 1 Standard Rack
- 2,500 W Convection Element
- Electrical supply: 50 A, 240 V/208 V

LR: 1,850 W / 3,000 W	C: 1,850 W / 3,000 W	RR: 1,400 W / 2,200 W
LF: 1,850 W / 3,000 W		RF: 2,300 W / 3,700 W



HIS8655U

[HIS8655U](#)

Stainless Steel

6,199 6,849

FREESTANDING RANGES—GAS

This price list supersedes all previous price lists. Prices listed herein do not include applicable state or local taxes.

Model Number	Description	MAP	MSRP
--------------	-------------	-----	------

All Bosch Industrial-Style Gas Ranges Include the Following Features:

- Powerful 18,000 BTU Dual Flame Burner
- 3 Cooking Modes
- 17,000 BTU Bake Burner
- Dishwasher-Safe Grates
- Continuous Grate Design
- Heavy Metal Knobs
- One Halogen Light
- Catalytic Clean Cavity
- Kitchen Timer
- LP Conversion Kit
- Electrical Supply: 15 A, 120 V

800 Series

30" Industrial-Style Gas Range

- 5 Burners
- Oven Capacity at 3.6 cu.ft.
- 2 Standard Racks
- 11,500 BTU Broil Burner

LR: 10,000 BTU (NG)	C: 18,000 BTU (NG)	RR: 5,000 BTU (NG)
LF: 5,000 BTU (NG)		RF: 10,000 BTU (NG)

[HGS8055UC](#)

Stainless Steel

3,699 4,099

[HGS8045UC](#)

Black Stainless Steel

4,199 4,649



HGS8055UC



HGS8045UC

36" Industrial-Style Gas Range

- 6 Burners Adding More Flexibility to Your Cooking
- Oven Capacity at 3.4 cu.ft.
- 1 Telescopic Rail with Rack
- 1 Standard Rack
- 14,000 BTU Broil Burner

LR: 5,000 BTU (NG)	CR: 10,000 BTU (NG)	RR: 10,000 BTU (NG)
LF: 18,000 BTU (NG)	CF: 10,000 BTU (NG)	RF: 10,000 BTU (NG)

[HGS8655UC](#)

Stainless Steel

4,899 5,399

[HGS8645UC](#)

Black Stainless Steel

5,499 6,049



HGS8655UC



HGS8645UC

FREESTANDING RANGES—DUAL FUEL

This price list supersedes all previous price lists. Prices listed herein do not include applicable state or local taxes.

Model Number	Description	MAP	MSRP
--------------	-------------	-----	------

All Bosch Industrial-Style Dual-Fuel Ranges Include the Following Features:

- | | | |
|--|---|---|
| <ul style="list-style-type: none"> • Powerful 18,000 BTU Dual Flame Burner • Genuine European Convection • 8 Cooking Modes • Sabbath Mode • Temperature Probe | <ul style="list-style-type: none"> • 1,700 W Bake Element • 2,900 W Broil Element • Dishwasher-Safe Grates • Continuous Grate Design • Heavy Metal Knobs | <ul style="list-style-type: none"> • One Halogen Light • Catalytic Clean Cavity • Kitchen Timer • LP Conversion Kit • Electrical Supply: 20 A, 240 V/208 V |
|--|---|---|

800 Series

30" Industrial-Style Dual Fuel Range

- | | |
|--|--|
| <ul style="list-style-type: none"> • 5 Burners • Oven Capacity at 3.9 cu.ft. | <ul style="list-style-type: none"> • 2 Standard Racks • 2,700 W Convection Element |
|--|--|

LR: 10,000 BTU (NG)	CR: 18,000 BTU (NG)	RR: 5,000 BTU (NG)
LF: 5,000 BTU (NG)		RF: 10,000 BTU (NG)

<u>HDS8055U</u>	Stainless Steel	3,899	4,299
<u>HDS8045U</u>	Black Stainless Steel	4,299	4,749



HDS8055U



HDS8045U

36" Industrial-Style Dual Fuel Range

- | | |
|--|--|
| <ul style="list-style-type: none"> • 6 Burners Adding More Flexibility to Your Cooking • Oven Capacity at 3.7 cu.ft. | <ul style="list-style-type: none"> • 1 Telescopic Rail with Rack • 1 Standard Rack • 2,500 W Convection Element |
|--|--|

LR: 5,000 BTU (NG)	CR: 10,000 BTU (NG)	RR: 10,000 BTU (NG)
LF: 18,000 BTU (NG)	CF: 10,000 BTU (NG)	RF: 10,000 BTU (NG)

<u>HDS8655U</u>	Stainless Steel	5,799	6,399
<u>HDS8645U</u>	Black Stainless Steel	6,299	6,949



HDS8655U



HDS8645U

SLIDE-IN RANGES—INDUCTION

This price list supersedes all previous price lists. Prices listed herein do not include applicable state or local taxes.

Model Number	Description	MAP	MSRP
--------------	-------------	-----	------

All Bosch Induction Slide-In Ranges Include the Following Features:

- The Bosch Slide-In Range Fits in Any Freestanding Range Cutout
- 400 W Warming Drawer
- Touch Control for Easier Operation of the Oven
- Temperature Conversion for Convection Cooking
- 2–4 hr Time-Adjustable Self Clean
- Temperature Probe
- Extra Large Door Window
- Star-K Certified 100°–450°F
- Rear Vent Trim Included
- 17 Heat Levels
- A 11" Heating Element Offers 3,700 W of Power
- Faster than Gas or Electric
- Easier to Clean and More Efficient
- SpeedBoost®
- ChildLock
- SafeStart
- 2,000 W Convection Ring Element
- Genuine European Convection
- Fast Preheat™
- Large Oven Capacity at 4.6 cu.ft.
- Recessed 8-Pass 3,800 W Broil Element
- Powerful 2,400 W 4-Pass Bake Element
- Electrical Supply: 40 A

800 Series

30" Induction Slide-In Range

- 11 Specialized Cooking Modes
- One Oven Light
- Large Oven Capacity at 4.6 cu.ft.
- 3 Standard Racks

LR: 9" @ 2,200 W/3,700 W (SpeedBoost®)	RR: 11" @ 2,600 W/3,700 W (SpeedBoost®)
LF: 6" @ 1,400 W/2,200 W (SpeedBoost®)	RF: 6" @ 1,400 W/2,200 W (SpeedBoost®)

HI18057U	Stainless Steel	3,799	4,199
HI18047U	Black Stainless Steel	3,999	4,399



HI18057U



HI18047U

Benchmark Series

30" Induction Slide-In Range

- QuietClose® Door
- A Full-Extension Telescopic Rack
- Two Oven Lights
- Kitchen Timer
- FlexInduction® Cooktop Can Combine Two Cooking Zones into One Continuous Surface
- PowerMove®
- PotSense
- PreciseSelect®
- 1 Telescopic Rack, 2 Standard racks

LR : 8" x 9" @ 2,200 W/3,600 W (SpeedBoost®)	RR: 11" @ 2,600 W/3,700 W (SpeedBoost®)	Full Zone: 16" x 9" @ 3,300 W/3,600 W (SpeedBoost®)
LF: 8" x 9" @ 2,200 W/3,600 W (SpeedBoost®)	RF: 6" @ 1,400 W/2,200 W (SpeedBoost®)	

HIIP057U	30" Induction Slide-In Range	4,099	4,549
-----------------	-------------------------------------	--------------	--------------



HIIP057U

SLIDE-IN RANGES—ELECTRIC

This price list supersedes all previous price lists. Prices listed herein do not include applicable state or local taxes.

Model Number	Description	MAP	MSRP
--------------	-------------	-----	------

All Bosch Electric Slide-In Ranges Include the Following Features:

- The Bosch Slide-In Range Fits in Any Freestanding Range Cutout
- 400 W Warming Drawer
- Touch Control for Easier Operation of the Oven
- Temperature Conversion for Convection Cooking
- 2–4 hr Time-Adjustable Self Clean
- Extra Large Door Window
- Star-K Certified 100°–450° F
- Rear Vent Trim Included
- 2,000 W Convection Ring Element
- Genuine European Convection
- Heavy-Duty Metal Knobs
- 11 Specialized Cooking Modes
- Fast Preheat™
- Kitchen Timer
- Large Oven Capacity at 4.6 cu.ft.
- Recessed 8-Pass 3,800 W Broil Element
- Powerful 2,400 W 4-Pass Bake Element
- Electrical Supply: 40 A

800 Series

30" Electric Slide-In Range

- 2,000 W Convection Ring Element
- 3 Standard Racks

LR: 6" @ 1,200 W
LF: 9"/6" @ 3,000 W/1,400 W

C: 6" @ 100 W Warming Element

RR: 6" @ 1,200 W
RF: 9.5" @ 3,200 W



HEI8056U

[HEI8056U](#)

Stainless Steel

2,399 2,649

[HEI8046U](#)

Black Stainless Steel

2,599 2,899



HEI8046U

Benchmark Series

30" Electric Slide-In Range

- QuietClose® Door
- Temperature Probe
- A Full-Extension Telescopic Rack
- Two Oven Lights
- Cook with 6", 9" or 12" Elements
- 1 Telescopic Rack, 2 Standard racks

LR: 6" @ 1,200 W
LF: 6"/9"/12" @ 1,050 W/1,950 W/3,000 W

C: 6" @ 100 W Warming Element

RR: 6" @ 1,200 W
RF: 9.5" @ 3,200 W



HEIP056U

[HEIP056U](#)

30" Electric Slide-In Range

2,999 3,299

SLIDE-IN RANGES—GAS

This price list supersedes all previous price lists. Prices listed herein do not include applicable state or local taxes.

Model Number	Description	MAP	MSRP
--------------	-------------	-----	------

All Bosch Gas Slide-In Ranges Include the Following Features:

- The Bosch Slide-In Range Fits in Any Freestanding Range Cutout
- 400 W Warming Drawer
- Touch Control for Easier Operation of the Oven
- Temperature Conversion for Convection Cooking
- 2–4 hr Time-Adjustable Self Clean
- Extra Large Door Window
- Star-K Certified 100°–450°F
- Rear Vent Trim Included
- Heavy-Duty Metal Knobs
- Low-Profile Continuous Grate Design
- Stainless Steel Maintop
- 9 Specialized Cooking Modes
- Standard Convection
- 5 Burners Add Flexibility to Your Cooking
- Kitchen Timer
- Large Oven Capacity at 4.8 cu.ft.
- 18,000 BTU Bake Burner
- 12,500 BTU Broil Burner
- LP Conversion Kit Included
- Electrical Supply: 15 A

800 Series

30" Gas Slide-In Range

- Powerful 18,000 BTU Center Burner
- 3 Standard Racks

LR: 5,000 BTU (NG)

LF: 10,000 BTU (NG)

C: 18,000 BTU (NG)

RR: 5,000 BTU (NG)

RF: 15,000 BTU (NG)

[HG18056UC](#)

Stainless Steel

2,549 2,849

[HG18046UC](#)

Black Stainless Steel

2,749 3,049



HG18056UC



HG18046UC

Benchmark Series

30" Gas Slide-In Range

- QuietClose® Door
- Temperature Probe
- A Full-Extension Telescopic Rack
- Temperature Probe
- Two Oven Lights
- Powerful 20,000 BTU Center Dual-Stacked Burner Designed for Faster Boiling and Low Simmer
- 1 Telescopic Rack, 2 Standard racks

LR: 5,000 BTU (NG)

LF: 10,000 BTU (NG)

C: 20,000 BTU (NG)
Dual-Stacked

RR: 5,000 BTU (NG)

RF: 15,000 BTU (NG)

[HGIP056UC](#)

30" Gas Slide-In Range

2,949 3,249



HGIP056UC

SLIDE-IN RANGES—DUAL FUEL

This price list supersedes all previous price lists. Prices listed herein do not include applicable state or local taxes.

Model Number	Description	MAP	MSRP
--------------	-------------	-----	------

All Bosch Dual-Fuel Slide-In Ranges Include the Following Features:

- The Bosch Slide-In Range Fits in Any Freestanding Range Cutout
- 400 W Warming Drawer
- Touch Control for Easier Operation of the Oven
- Temperature Conversion for Convection Cooking
- 2–4 hr Time-Adjustable Self Clean
- Extra Large Door Window
- Star-K Certified 100°–450°F
- Rear Vent Trim Included
- Heavy-Duty Metal Knobs
- Low-Profile Continuous Grate Design
- Stainless Steel Maintop
- 11 Specialized Cooking Modes
- 2,000 W Convection Ring Element
- Genuine European Convection
- Temperature Probe
- Fast Preheat™
- 5 Burners Add Flexibility to Your Cooking
- Large Oven Capacity at 4.6 cu.ft.
- Recessed 8-Pass 3,800 W Broil Element
- Powerful 2,400 W 4-Pass Bake Element
- LP Conversion Kit Included
- Electrical Supply: 30 A

800 Series

30" Dual Fuel Slide-In Range

- Powerful 18,000 BTU Center Burner
- Two Oven Lights
- Kitchen Timer
- 3 Standard Racks

LR: 5,000 BTU (NG)	C: 18,000 BTU (NG)	RR: 5,000 BTU (NG)
LF: 10,000 BTU (NG)		RF: 15,000 BTU (NG)

[HD18056U](#)

Stainless Steel

2,949 3,249

HD18056U



Benchmark Series

30" Dual Fuel Slide-In Range

- QuietClose® Door
- A Full-Extension Telescopic Rack
- Temperature Probe
- Two Oven Lights
- Kitchen Timer
- Powerful 20,000 BTU Center Dual-Stacked Burner Designed for Faster Boiling and Low Simmer
- 1 Telescopic Rack, 2 Standard racks

LR: 5,000 BTU (NG)	C: 20,000 BTU (NG) Dual-Stacked	RR: 5,000 BTU (NG)
LF: 10,000 BTU (NG)		RF: 15,000 BTU (NG)

[HDIP056U](#)

30" Dual-Fuel Slide-In Range













3,349 3,699

HDIP056U









ACCESSORIES

This price list supersedes all previous price lists. Prices listed herein do not include applicable state or local taxes.














Model Number	Description	MAP	MSRP	Induction		Gas		Dual Fuel	
				30" SS	36" SS	30" SS	36" BS	30" SS	36" SS
	HEZ9GR41UC Griddle for Industrial Style Range	229	259			•	•	•	•
	HEZ9GW23UC Wok Ring for Industrial Style Range	69	79			•	•	•	•
	HEZ9YZ30UC 9" Low Backguard for 30" Industrial Style Range, Stainless Steel	179	199	•		•		•	
	HEZ9YZ36UC 9" Low Backguard for 36" Industrial Style Range, Stainless Steel	189	209		•		•		•
	HEZ8YZ30UC 9" Low Backguard for 30" Industrial Style Range, Black Stainless Steel	229	259				•		•
	HEZ8YZ36UC 9" Low Backguard for 36" Industrial Style Range, Black Stainless Steel	239	269					•	•
	HEZ9ZZ30UC 3" Rear Vent Trim Extension for 30" Industrial Style Range, Stainless Steel	119	139	•		•		•	
	HEZ9ZZ36UC 3" Rear Vent Trim Extension for 36" Industrial Style Range, Stainless Steel	119	139		•		•		•
	HEZ8ZZ30UC 3" Rear Vent Trim Extension for 30" Industrial Style Range, Black Stainless Steel	139	159				•		•
	HEZ8ZZ36UC 3" Rear Vent Trim Extension for 36" Industrial Style Range, Black Stainless Steel	139	159					•	•
	HEZ9YZ04UC Side Panel Extension Kit for Industrial Style Range, Stainless Steel Provides full side coverage extending to rear of range	89	99	•	•	•		•	•
	HEZ8YZ04UC Side Panel Extension Kit for Industrial Style Range, Black Stainless Steel Provides full side coverage extending to rear of range	99	109				•	•	•

This price list supersedes all previous price lists. Prices listed herein do not include applicable state or local taxes.

Model Number	Description	MAP	MSRP	Induction		Gas		Dual Fuel	
				30" SS	36" SS	30" BS	36" BS	30" BS	36" BS
	<u>HEZ9TK30UC</u> Range Toe Kick 30", Stainless Steel	219	249	•	•			•	
	<u>HEZ9TK36UC</u> Range Toe Kick 36", Stainless Steel	239	269		•		•		•
	<u>HEZ8TK30UC</u> Range Toe Kick 30", Black Stainless Steel	229	259				•		•
	<u>HEZ8TK36UC</u> Range Toe Kick 36", Black Stainless Steel	249	279					•	•
	<u>HEZ9LLUC</u> Range Feet Premium 30"/36", Stainless Steel-Set of 4	79	89	•	•	•	•	•	•
	<u>HEZ8LLUC</u> Range Feet Premium 30"/36", Black Stainless Steel-Set of 4	149	169			•	•	•	•

ACCESSORIES

This price list supersedes all previous price lists. Prices listed herein do not include applicable state or local taxes.

Model Number	Description	MAP	MSRP	Induction	Electric	Gas	Dual Fuel
	HEZ298102 Wok Ring—Attaches to Grates	69	79			•	
	Stainless Steel Pan with Aluminum Core Optimized for Cooking with AutoChef® Element • Superior Heat Distribution			•	•	•	•
	HEZ390210 8" Pan for 6" Element	89	99				
	HEZ390220 9" Pan for 7" Element	99	109	•	•	•	•
	HEZ390230 10" Pan for 8" and 9" Elements	119	139	•	•	•	•
	HEZGR301 Griddle for on Top of Gas Grates	139	159			•	
	Teppanyaki Works on Electric and Induction Cooking Surfaces • Optimized for Cooking on Induction Cooktops			•	•		
	HEZ390512 Teppanyaki	369	409				
	Non-Stick Induction Grill Non-Stick Cast Aluminum with a Thick Ferromagnetic Base • Ideal for Grilling Meats, Seafood and Vegetables			• ¹			
	HEZ9GR37UC 17" x 9" Grill Pan	249	279				
	HEZTR301 Gliding Telescopic Rack	279	309	•	•	•	
	HEZBS301 4" Low Back Accessory for Electric and Induction Slide-In Ranges	249	279	•	•		
	HGZBS301 4" Low Back Accessory for Gas Slide-In Ranges	219	249			•	
	HDZBS301 4" Low Back Accessory for Dual-Fuel Slide-In Ranges	249	279				•
	HDZIT301 Island Trim Accessory for Use in Dual-Fuel Range Island Applications	249	279				•
	HGZIT301 Island Trim Accessory for Use in Gas Range Island Applications	219	249			•	

¹ FlexInduction® Models Only

OVER-THE-RANGE MICROWAVE OVENS

This price list supersedes all previous price lists. Prices listed herein do not include applicable state or local taxes.

Model Number	Description	MAP	MSRP
--------------	-------------	-----	------

All Bosch Over-the-Range Microwaves Include the Following Features:

- Design-Matched for Use in Combination with Bosch Range or Cooktop
- Exclusive Stainless Steel Handle
- Easy to Read White LCD Display
- Easy to Use Touch Control
- Side-Hinged Door Allows Full Access to Microwave Cavity
- Installation for Recirculation or Outside Venting
- Reheat Setting
- Potato Program
- Automatic Defrost
- Popcorn Program
- Timer with Cook Time and Automatic Shut Off Function
- Convenient Kitchen Timer
- Easily Adds 30 Seconds to Cooking Time
- 10 Microwave Power Levels
- Plugs into Standard 110 V, 3-Prong Outlet

300 Series

30" Over-the-Range Microwave

- Stainless Steel Colored Vent Grid
- 1.6 cu.ft. Large Oven Capacity
- Large 13 1/2" Glass Turntable
- Three-Speed Vent with up to 300 CFM Power
- Two Surface Lights for Bright Cooktop Illumination



HMV3053U

HMV3053U	Stainless Steel	529	599
--------------------------	------------------------	------------	------------

500 Series

30" Over-the-Range Microwave

- Easy-Clean Stainless Steel Vent Cover
- 2.1 cu.ft. Large Oven Capacity
- Large 14 3/16" Glass Turntable
- 8 Sensor Programs
- Four-Speed Vent with up to 385 CFM Power
- Two LED Lights for Bright Cooktop Illumination
- Double Microwave Distribution System



HMV5053U

HMV5053U	Stainless Steel	629	699
--------------------------	------------------------	------------	------------

800 Series

30" Over-the-Range Convection Microwave

- Easy-Clean Stainless Steel Vent Cover
- 1.8 cu.ft. Large Oven Capacity
- Large 14 3/16" Glass Turntable
- 8 Sensor Programs
- Four-Speed Vent with up to 385 CFM Power
- Two LED Lights for Bright Cooktop Illumination
- Convection Cooking
- Full Stainless Steel Cavity



HMV8044U

HMV8044U	Black Stainless Steel	929	1,049
--------------------------	------------------------------	------------	--------------

HMV8053U	Stainless Steel	879	999
--------------------------	------------------------	------------	------------



HMV8053U

OVER-THE-RANGE MICROWAVE/DRAWER MICROWAVE/BUILT-IN MICROWAVE

This price list supersedes all previous price lists. Prices listed herein do not include applicable state or local taxes.

Model Number	Description	MAP	MSRP
--------------	-------------	-----	------

Benchmark Series

30" Over-the-Range Convection Microwave

- | | | |
|---|--|---|
| <ul style="list-style-type: none"> • Easy-Clean Stainless Steel Vent Cover • 1.8 cu.ft. Large Oven Capacity • Large 14 ³/₁₆" Glass Turntable | <ul style="list-style-type: none"> • 8 Sensor Programs • Four-Speed Vent with up to 385 CFM Power • Two 30 W LED Lights for Bright Cooktop Illumination | <ul style="list-style-type: none"> • Convection Cooking • Full Stainless Steel Cavity • Heavy-Duty Mesh Ventilation Filter • Triple Distribution System |
|---|--|---|



HMVP053U

<u>HMVP053U</u>	Stainless Steel	949	1,049
---------------------------------	-----------------	-----	-------

800 Series

24" and 30" Drawer Microwave

- | | | |
|---|---|---|
| <ul style="list-style-type: none"> • Touch Control with White Display • 1.2 cu.ft. Overall Capacity | <ul style="list-style-type: none"> • Microwave Power: 950 W • 10 Power Levels • Sensor Cooking | <ul style="list-style-type: none"> • Door Opens and Closes through Touch Control • Can Be Installed Flush |
|---|---|---|



HMD8451UC

<u>HMD8451UC</u>	24" Drawer Microwave, Stainless Steel	1,949	2,149
----------------------------------	---------------------------------------	-------	-------

<u>HMD8053UC</u>	30" Drawer Microwave, Stainless Steel	2,049	2,299
----------------------------------	---------------------------------------	-------	-------



HMD8053UC

800 Series

27" and 30" Built-In Microwave Touch Control with Drop Down Door

- | | | |
|---|---|--|
| <ul style="list-style-type: none"> • LCD Display and LED Light • 1.6 cu.ft. Overall Capacity • 14 ¹/₈" Glass Turntable | <ul style="list-style-type: none"> • Microwave Power: 950 W • 10 Power Levels • Sensor Cooking | <ul style="list-style-type: none"> • Sensor Reheat • No Trim Kit Required • Plugs into a Standard 120 V, 3-Prong Outlet |
|---|---|--|



HMB57152UC

<u>HMB57152UC</u>	27" Microwave, Stainless Steel	1,449	1,599
-----------------------------------	--------------------------------	-------	-------

<u>HMB50152UC</u>	30" Microwave, Stainless Steel	1,449	1,599
-----------------------------------	--------------------------------	-------	-------



HMB50152UC

SPEED OVENS

This price list supersedes all previous price lists. Prices listed herein do not include applicable state or local taxes.

Model Number	Description	MAP	MSRP
--------------	-------------	-----	------

All Bosch Speed Ovens Include the Following Features:

- 1.6 cu.ft. Overall Capacity
- Nine SpeedChef® Cooking Cycles
- Convection Broil and Convection Bake Modes
- Seven Auto Sensor Microwave Cycles
- 1,000 W Microwave
- 1,750 W Broil Element
- 600 W Bake Element
- 1,700 W Convection Element
- Kitchen Timer and Panel Lock Setting
- Stainless Steel Cooking Interior
- Cut-resistant Metal Turntable and Separate Ceramic Cooking Tray
- Multi-Use Oven Rack
- Wall or Under Counter Approved Installation (HMC54151UC cannot be installed under a cooktop)

500 Series

24" Speed Oven

- Cooks Faster than a Traditional Oven and Can Also Be Used as a Microwave
- Electrical Connection – 120 V NEMA 5-20 3-Prong Plug
- Electric Load – 20 A



HMC54151UC

[HMC54151UC](#) **24" 120 V Speed Oven, Stainless Steel** **1,949 2,149**

800 Series

27" and 30" Speed Ovens

- Cooks Faster than a Traditional Oven and Can Also Be Used as a Microwave
- LCD Display and LED Light
- Electrical Connection – 120 V NEMA 5-20 3-Prong Plug for HMC80152UC and HMC87152UC; 240 V Direct Wire for HMC80252UC and HMC80242UC
- Electric Load – 20 A



HMC87152UC



HMC80152UC



HMC80242UC

[HMC87152UC](#) **27" 120 V Speed Oven, Stainless Steel** **2,049 2,299**

[HMC80252UC](#) **30" 240 V Speed Oven, Stainless Steel** **2,399 2,649**

[HMC80242UC](#) **30" 240 V Speed Oven, Black Stainless Steel** **2,449 2,699**

[HMC80152UC](#) **30" 120 V Speed Oven, Stainless Steel** **2,049 2,299**

Benchmark Series

30" Speed Oven Touch Control with TFT Display

- Electrical Connection: 240 V Direct Wire
- Electric Load – 16 A
- Installs in Horizontal Configuration Paired with 30" Bosch Single Wall Ovens/ Steam Oven and Warming Drawers



HMCP0252UC

[HMCP0252UC](#) **30" Stainless Steel** **2,599 2,899**

This price list supersedes all previous price lists. Prices listed herein do not include applicable state or local taxes.

Model Number	Description	MAP	MSRP
--------------	-------------	-----	------

All Bosch 500 Series 24" Built-In Ovens Include the Following Features:

- Oven Is Perfect for Kitchens with a Smaller Footprint
- Designed to Be Installed Flush with Your Cabinetry
- Genuine European Convection Ensures Even Cooking and Baking Results on Multiple Racks
- Halogen Light to Better Monitor Cooking Progress
- Kitchen Timer

500 Series

24" Single Wall Oven, European Convection

- Telescopic Extension Rail
- Knob Control
- 10 Oven Modes
- Custom Cooking Modes: Pie, Frozen Foods, Defrost, Warm, and Broil Plus
- The DualClean® System Uses the Cavity Coating and Heat to Burn Off Most Grease
- Timer with Cook Time and Delay Start Function
- Capacity at 2.8 cu.ft.
- 8-Pass Broil Element



HBE5453UC

HBE5453UC

24" Stainless Steel

2,099 2,349

24" Single Wall Oven, European Convection

- Home Connect® Features. Remotely Monitor and Control the Wall Oven with Wi-Fi Connectivity
- 24" Touch Control Bosch Wall Oven with Full Color TFT Display
- 12 Oven Modes
- Designed with Black Glass Door and a Unique Ring Control
- Custom Cooking Modes: Convection Multi-Rack, Bake, Pizza, Roast, Proof, Convection Broil, Broil, Slow Cooking, Defrost, Plate Warming, Warming
- Sabbath Mode
- EcoClean® Coating Uses Heat to Burn Off Most Grease
- Three Standard Racks
- Capacity at 2.5 cu.ft.



HBE5452UC



HBE5452UC

24" Stainless Steel

2,399 2,649

Discontinues May 2023

This price list supersedes all previous price lists. Prices listed herein do not include applicable state or local taxes.

Model Number	Description	MAP	MSRP
--------------	-------------	-----	------

All Bosch 500 Series 30" Built-In Ovens Include the Following Features:

- Heavy-Duty Metal Knobs for a Premium Look and Feel
- Compatible with Most Existing Cut-Outs
- Designed to Be Installed Flush with Your Cabinetry
- 2, 3, and 4-Hour Self-Clean Cycles
- One Oven Light
- Kitchen Timer
- Extra Large Door Window for Easy Monitoring of Cooking Process
- Star-K Certified 100°–450°F
- Large Capacity at 4.6 cu.ft.
- Recessed 12-Pass Broil Element for Increased Capacity and Performance

500 Series

30" Single Wall Ovens, Thermal Cooking

- Thermal Cooking with Bake, Broil, Roast, and Warm
- 5 Oven Modes

[HBL5351UC](#) 30" Stainless Steel 2,099 2,349

Discontinues September 30. Transitions to HBL8454UC



HBL5351UC

[HBL5344UC](#) 30" Black Stainless Steel 2,299 2,549



HBL5344UC

30" Single Wall Oven, European Convection

- Genuine European Convection
- 11 Oven Modes
- Custom Cooking Modes: Pizza, Pie, Warm and Proof
- Temperature Conversion for Convection Cooking

[HBL5451UC](#) 30" Stainless Steel 2,549 2,849



HBL5451UC

30" Double Wall Oven, Thermal Cooking

- Thermal Cooking with Bake, Broil, Roast and Warm in Both Cavities

[HBL5551UC](#) 30" Stainless Steel 3,349 3,699



HBL5551UC

This price list supersedes all previous price lists. Prices listed herein do not include applicable state or local taxes.

Model Number	Description	MAP	MSRP
--------------	-------------	-----	------

500 Series

30" Double Wall Oven, European Convection (Upper Cavity)

- Genuine European Convection in Upper Oven
- 11 Upper Oven Modes
- Custom Cooking Modes Upper Oven: Pizza, Pie, Warm and Proof
- Thermal Cooking with Bake, Broil, Roast and Warm in Lower Oven
- Temperature Conversion for Convection Cooking in Upper Oven



HBL5651UC

HBL5651UC **30" Stainless Steel** **3,749 4,149**

30" Microwave Combination Oven

- Combination Oven Featuring a Microwave and Wall Oven with Stainless Steel Knobs
- 1.6 cu.ft. Capacity Microwave with Drop Down Door and LCD Display
- Genuine European Convection in Lower Oven



HBL57M52UC

HBL57M52UC **30" Stainless Steel** **3,999 4,399**

30" Speed Combination Oven

- Combination Oven Featuring a Speed Oven and Wall Oven with Heavy-Duty Metal Knobs
- The Upper Speed Oven Functions as a Microwave and Convection Oven So You Have Flexible Cooking Options
- *Speed Oven:* For Additional Details Please Review SKU HMC80152UC page 6-3
- Genuine European Convection in Lower Oven



HBL5754UC

HBL5754UC **30" Stainless Steel** **4,699 5,199**

This price list supersedes all previous price lists. Prices listed herein do not include applicable state or local taxes.

Model Number	Description	MAP	MSRP
--------------	-------------	-----	------

All Bosch 800 Series Built-In Ovens Include the Following Features:

- QuietClose® Door
- A Full-Extension Telescopic Rack
- Designed to Be Installed Flush with Your Cabinetry
- Compatible with Most Existing Cut-Outs
- 11 Oven Modes
- Custom Cooking Modes: Pizza, Pie, Warm and Proof
- Genuine European Convection
- Temperature Conversion for Convection Cooking
- Touch Control with SteelTouch™ Buttons Makes Operating the Oven Easier
- Temperature Probe Takes Guesswork Out of Cooking
- Fast Preheat™ Reduces Preheat Time
- 2, 3, and 4-Hour Self-Clean Cycles
- Two Oven Lights
- Timer with Cook Time and Delay Start Function
- Extra Large Door Window for Easy Monitoring of Cooking Process
- Star-K Certified 100°–450°F
- Large Capacity at 4.6 cu.ft.
- Recessed 12-Pass Broil Element for Increased Capacity and Performance

800 Series

27" Single Wall Oven

- Recessed 8-Pass Broil Element for Increased Capacity and Safety



HBN8451UC

HBN8451UC 27" Single Wall Oven, Stainless Steel 2,949 3,249

30" Single Wall Ovens

- Home Connect® Features. Remotely Monitor and Control the Wall Oven with Wi-Fi Connectivity



HBL8453UC



HBL8443UC

HBL8453UC 30" Single Wall Oven, Stainless Steel 3,049 3,399

Discontinues September 30. Transitions to HBL8454UC.

HBL8443UC 30" Single Wall Oven, Black Stainless Steel 3,249 3,599

30" Single Wall Oven

- The Bosch Wall Oven Combines Your Favorite Tools into One Appliance. It's an Air Fryer, Convection Oven, Roaster, Dough Proofer and More
- Air Fry Mode Quickly Cooks Foods to Crisp Perfection without Added Oil
- Home Connect® Features. Remotely Monitor and Control the Wall Oven with Wi-Fi Connectivity



HBL8454UC

HBL8454UC 30" Single Wall Oven, Stainless Steel with Air Fry 3,099 3,449

This price list supersedes all previous price lists. Prices listed herein do not include applicable state or local taxes.

Model Number	Description	MAP	MSRP
--------------	-------------	-----	------

800 Series

30" Single Wall Ovens SideOpening Door

- SideOpening Door Offers Better Ergonomic Access to the Oven Cavity
- The Bosch SideOpening Door Wall Oven Combines Your Favorite Tools into One Appliance. It's an Air Fryer, Convection Oven, Roaster, Dough Proofer and More
- Air Fry Mode Quickly Cooks Foods to Crisp Perfection without Added Oil
- Home Connect® Features. Remotely Monitor and Control the Wall Oven with Wi-Fi Connectivity



HBL8444LUC



HBL8444RUC



[HBL8444LUC](#)

30" Single Wall Oven, Right SideOpening Door, Black Stainless Steel

3,499 3,849

[HBL8444RUC](#)

30" Single Wall Oven, Left SideOpening Door, Black Stainless Steel

3,499 3,849

30" Double Wall Oven

- 11 Upper Oven Modes
- 5 Lower Oven Modes
- Genuine European Convection in Upper Oven
- Thermal Cooking with Bake, Broil, Roast and Warm in Lower Oven



HBN8651UC



HBL8651UC



HBL8642UC

[HBN8651UC](#)

27" Stainless Steel

4,149 4,599

[HBL8651UC](#)

30" Stainless Steel

4,249 4,699

[HBL8642UC](#)

30" Black Stainless Steel

4,449 4,899

This price list supersedes all previous price lists. Prices listed herein do not include applicable state or local taxes.

Model Number	Description	MAP	MSRP
--------------	-------------	-----	------

800 Series

30" Microwave Combination Oven

- Home Connect® Features. Remotely Monitor and Control the Lower Wall Oven with Wi-Fi Connectivity
- Combination Oven Featuring a Microwave and Wall Oven with Touch Control
- 1.6 cu.ft. Capacity Microwave with Drop Down Door and LCD Display
- 11 Lower Oven Modes



HBL87M53UC



[HBL87M53UC](#)

30" Stainless Steel

4,499 4,949

30" Speed Combination Oven

- Home Connect® Features. Remotely Monitor and Control the Lower Wall Oven with Wi-Fi Connectivity
- Combination Oven Featuring a Speed Oven and Wall Oven with Touch Control
- Speed Oven Cooks Faster than a Traditional Oven
- Speed Oven: For Additional Details Please Review SKU HMC80252UC (page 6-3)
- 11 Lower Oven Modes



HBL8753UC



HBL8743UC



[HBL8753UC](#)

30" Combo, Stainless Steel,

5,349 5,899

[HBL8743UC](#)

30" Combo, Black Stainless Steel,

5,649 6,249

This price list supersedes all previous price lists. Prices listed herein do not include applicable state or local taxes.

Model Number	Description	MAP	MSRP
--------------	-------------	-----	------

All Bosch Benchmark Series Built-In Ovens Include the Following Features:

- QuietClose® Door Dampened Hinges Softly and Quietly Guide the QuietClose® Door Shut
- The Color TFT Control Panel with SteelTouch™ Buttons Is Easy to Use
- A Full-Extension Telescopic Rack Offers Safe Access to the Oven Cavity
- Designed to Be Installed Flush with Your Cabinetry
- Compatible with Most Existing Cut-Outs
- 13 Specialized Cooking Modes – Gourmet Cooking Made Easy
- Custom Cooking Programs: No-Preheat Frozen Food Mode, Pizza, Pie, Warm and Proof
- Genuine European Convection
- Temperature Conversion for Convection Cooking
- Fast Preheat™ Reduces Preheat Time
- 2, 3, and 4-Hour Self-Clean Cycles
- EcoChef Mode – Remaining Heat in Cavity Finishes Cooking Process
- AutoProbe Takes the Guesswork Out of Cooking
- Two Halogen Lights Provide Superior Cavity Illumination
- Timer with Cook Time and Delay Start Function
- Extra Large Door Window for Easy Monitoring of Cooking Process
- Star-K Certified 100°–450°F
- Two Separate Time Intervals Can Be Programmed
- Large Capacity at 4.6 cu.ft.

Benchmark Series

30" Single Wall Oven SideOpening Door

- SideOpening Door Offers Better Ergonomic Access to the Oven Cavity
- Recessed 12-Pass Broil Element for Increased Capacity and Performance



HBLP451RUC



HBLP451LUC



HBLP451UC

<u>HBLP451RUC</u>	30" Stainless Steel, Right SideOpening Door	3,599	3,999
<u>HBLP451LUC</u>	30" Stainless Steel, Left SideOpening Door	3,599	3,999
<u>HBLP451UC</u>	30" Stainless Steel	3,299	3,649

Discontinues September 30. Transitions to HBLP454UC.

30" Single Wall Oven

- The Bosch Wall Oven Combines Your Favorite Tools into One Appliance. It's an Air Fryer, Convection Oven, Roaster, Dough Proofer and More
- Air Fry Mode Quickly Cooks Foods to Crisp Perfection without Added Oil



HBLP454UC

<u>HBLP454UC</u>	30" Single Wall Oven, Stainless Steel with Air Fry	3,399	3,749
----------------------------------	---	--------------	--------------

This price list supersedes all previous price lists. Prices listed herein do not include applicable state or local taxes.

Model Number	Description	MAP	MSRP
--------------	-------------	-----	------

Benchmark Series

30" Double Wall Oven SideOpening Door

- SideOpening Door Offers Better Ergonomic Access to the Oven Cavity
- AutoProbe in the Upper Oven Takes the Guesswork Out of Cooking
- Recessed 12-Pass Broil Element for Increased Capacity and Performance



HBLP651RUC



HBLP651LUC



HBLP651UC

<u>HBLP651RUC</u>	30" Stainless Steel, Right SideOpening Door	5,349	5,899
<u>HBLP651LUC</u>	30" Stainless Steel, Left SideOpening Door	5,349	5,899
<u>HBLP651UC</u>	30" Stainless Steel	4,799	5,299

Benchmark Series

30" Steam Convection Oven

- The Only Steam Convection Oven in Its Class that Installs Flush, for a European Kitchen Design
- Steam Convection Cooking Cooks Crispy Outside, Tender Inside
- Steam Cooking Maintains Your Vegetables' Nutrients, Flavors and Color
- Designed to Fit Perfectly Above a Warming Drawer or Storage Drawer
- The Color TFT Control Panel with SteelTouch™ Buttons Is Easy to Use
- Installs Horizontally for Perfect Alignment with Speed or Steam Oven
- One Halogen Light
- Genuine European Convection
- Features Vegetable and Chicken Programs: Oven Automatically Sets Temperature and Humidity
- Perfect Reheating
- Timer with Cook Time and Delay Start Function
- 1 Rack, 2 Perforated and 2 Non-Perforated Pans Are Included
- Non-Plumbed for Easy Installation
- Steam Assist Clean
- 1.4 qt. Water Tank Can Be Used for an Entire Cooking Cycle
- Child Lock
- Large Capacity at 1.4 cu.ft.



HSLP451UC

<u>HSLP451UC</u>	30" Stainless Steel	3,899	4,299
----------------------------------	----------------------------	--------------	--------------

This price list supersedes all previous price lists. Prices listed herein do not include applicable state or local taxes.

Model Number	Description	MAP	MSRP
--------------	-------------	-----	------

Benchmark Series

30" Steam Convection Combination Oven

- Combination Oven Featuring a Steam Convection Oven
- Steam Oven Cooks Meats, Vegetables, Rice, Fish to Perfection
- *Steam Convection Oven:* For Additional Details Please Review SKU HSLP451UC (page 7-8)
- Recessed 12-Pass Broil Element for Increased Capacity and Performance

HSLP751UC

30" Stainless Steel

7,199 7,949



HSLP751UC

30" Speed Combination Oven with TFT Display

- Combination Oven Featuring a Speed Oven
- Speed Oven Cooks Faster than a Traditional Oven
- *Speed Oven:* For Additional Details Please Review SKU HMCP0252UC (page 6-3)
- Recessed 12-Pass Broil Element for Increased Capacity and Performance

HBLP752UC

30" Stainless Steel

5,649 6,249



HBLP752UC

WARMING DRAWERS/ACCESSORIES

This price list supersedes all previous price lists. Prices listed herein do not include applicable state or local taxes.

Model Number	Description	MAP	MSRP
--------------	-------------	-----	------

500 Series

27" and 30" Warming Drawers


- | | | |
|---|--|---|
| <ul style="list-style-type: none"> • Keeps Meals Hot and Is Designed to Match the Perfectly Flush Fit of a Bosch Wall, Speed or Steam Oven • 3 Settings to Keep Meals Hot and Ready to Serve • Installs Vertically under Bosch Speed, Steam or Wall Oven | <ul style="list-style-type: none"> • Matches Bosch Built-In Products • Install Either Flush or Proud • 450 W Heating Element Concealed Below Drawer • Special Dough Proofing Mode • Sturdy Ball Bearing Telescopic Rails for Smooth Opening | <ul style="list-style-type: none"> • Star-K Certified • 1 Hour Automatic Shut Off Function with Adjustable Timer • 2.2 cu.ft. Large Cavity (1.9 cu.ft. for 27") • Lower Side Walls Allow Easy Loading and Unloading of Drawer |
|---|--|---|



HWD5051UC

<u>HWD5751UC</u>	27" Stainless Steel	1,449	1,599
----------------------------------	---------------------	-------	-------

<u>HWD5051UC</u>	30" Stainless Steel	1,499	1,649
----------------------------------	---------------------	-------	-------

Accessories for Ovens		30" Single Wall Ovens	30" Double Wall Ovens
	<p>Ball Bearing Telescopic Rack Ball Bearing Full Extension Telescopic Racks</p> <ul style="list-style-type: none"> • Adjustable to All Rack Support Levels • Convenient Handling • Easy to Operate • Available as Separate Accessory for Even More Convenience 	•	•
<u>HEZTR301</u>	30" Telescopic Rack	279	309

This price list supersedes all previous price lists. Prices listed herein do not include applicable state or local taxes.

Model Number	Description	MAP	MSRP
--------------	-------------	-----	------

All Bosch Induction Cooktops Include the Following Features:

- Faster than Gas or Electric
- Easier to Clean and More Efficient
- SpeedBoost®
- PotSense
- Each Element Has an Independent Kitchen Timer (available on current models only)
- Childproof Panel Lock
- See All Pan Accessories on Page 8-9

500 Series

24" Induction Cooktop

- An 11" Heating Element Offers 3,700 W of Power
- 30 A Breaker



NIT5460UC

LR: 11" @ 2,600 W/3,700 W (SpeedBoost®)	RR: 7" @ 1,800 W/3,100 W (SpeedBoost®)
	RF: 6" @ 1,400 W/2,200 W (SpeedBoost®)

NIT5460UC 24" Induction, Black, Stainless Steel Frameless 1,799 1,999

30" Induction Cooktop

- An 11" Heating Element Offers 3,700 W of Power
- 30 A Breaker



NIT5060UC

LR: 9" @ 2,200 W/3,700 W (SpeedBoost®)	RR: 11" @ 2,600 W/3,700 W (SpeedBoost®)
LF: 6" @ 1,400 W/2,200 W (SpeedBoost®)	RF: 6" @ 1,400 W/2,200 W (SpeedBoost®)

NIT5060UC 30" Induction, Black, Stainless Steel Frameless 1,949 2,149

36" Induction Cooktop

- Dual 12" Heating Element Offers 3,700 W of Power
- 40 A Breaker



NIT5660UC

LR: 7" @ 1,800 W/3,100 W (SpeedBoost®)	C: 12"/9" @ 3,700 W/5,400 W (SpeedBoost®)/ 2,200 W/3,300 W (SpeedBoost®)	RR: 6" @ 1,400 W/2,200 W (SpeedBoost®)
LF: 7" @ 1,800 W/3,100 W (SpeedBoost®)		RF: 9" @ 2,200 W/3,700 W (SpeedBoost®)

NIT5660UC 36" Induction, Black, Stainless Steel Frameless 2,349 2,599

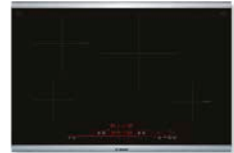
This price list supersedes all previous price lists. Prices listed herein do not include applicable state or local taxes.

Model Number	Description	MAP	MSRP
--------------	-------------	-----	------


800 Series

30" Induction Cooktop

- Home Connect®
- AutoChef®
- An 11" Heating Element Offers 3,700 W of Power
- PreciseSelect®
- Hood Control
- 30 A Breaker
- SafeStart



NIT8060SUC



NIT8060UC

LR: 9" @ 2,200 W/3,700 W (SpeedBoost®)	RR: 11" @ 2,600 W/3,700 W (SpeedBoost®)
LF: 6" @ 1,400 W/2,200 W (SpeedBoost®)	LF: 6" @ 1,400 W/2,200 W (SpeedBoost®)

NIT8060SUC	30" Induction, Black, Stainless Steel Frame	2,399	2,649
NIT8060UC	30" Induction, Black, Frameless	2,349	2,599




36" Induction Cooktop

- Home Connect®
- AutoChef®
- Dual 12" Heating Element with Powerful 5,400 W
- PreciseSelect®
- Hood Control
- 40 A Breaker



NIT8660SUC



NIT8660UC

LR: 7" @ 1,800 W/3,100 W (SpeedBoost®)	C: 12"/9" @ 3,700 W/5,400 W (SpeedBoost®) 2,200 W/3,300 W (SpeedBoost®)	RR: 6" @ 1,400 W/2,200 W (SpeedBoost®)
LF: 7" @ 1,800 W/3,100 W (SpeedBoost®)		RF: 9" @ 2,200 W/3,700 W (SpeedBoost®)

NIT8660SUC	36" Induction, Black, Stainless Steel Frame	2,799	3,099
NIT8660UC	36" Induction, Black, Frameless	2,799	3,099



This price list supersedes all previous price lists. Prices listed herein do not include applicable state or local taxes.

Model Number	Description	MAP	MSRP
--------------	-------------	-----	------

All Bosch Benchmark Series Induction Cooktops Include the Following Features:

- Home Connect® (Wi-Fi Enabled)
- FlexInduction® Can Combine Two Cooking Zones into One Continuous Surface
- Faster than Gas and Electric
- Easier to Clean and More Efficient
- SpeedBoost®
- PotSense
- Each Element Has an Independent Kitchen Timer (This feature only available on current model)
- PreciseSelect®
- PowerMove®
- Childproof Panel Lock
- See All Pan Accessories on Page 8-9-8-9

Benchmark Series

30" Induction Cooktop


- A 11" Heating Element Offers 3,700 W of Power
- AutoChef®
- Hood Control
- 30 A Breaker

Full Zone: 16"x9" @ 3,300 W / 3,600 W (SpeedBoost®)

Upper: 8" x 9" @ 2,200 W/3,600 W (SpeedBoost®)	Upper: 11" @ 2,600 W/3,700 W (SpeedBoost®)
Lower: 8" x 9" @ 2,200 W/3,600 W (SpeedBoost®)	Lower: 6" @ 1,400 W/2,200 W (SpeedBoost®)



NITP060SUC



NITP060UC

[NITP060SUC](#) **30" Induction, Black with Stainless Steel Frame** **2,849 3,149**

[NITP060UC](#) **30" Induction, Black, Frameless** **2,849 3,149**



36" Induction Cooktop

- Dual 12" Heating Element with Powerful 3,700 W
- AutoChef®
- Hood Control
- 50 A Breaker

Full Zone: 14"x8" @ 3,300 W / 3,600 W (SpeedBoost®)	Upper: 7"x8" @ 2,200 W/3,600 W (SpeedBoost®)	C: 12"/9" @ 3,400 W/3,700 W (SpeedBoost®)	Upper: 7"x8" @ 2,200 W/3,600 W (SpeedBoost®)	Full Zone: 14"x8" @ 3,300 W / 3,600 W (SpeedBoost®)
	Lower: 7"x8" @ 2,200 W/3,600 W (SpeedBoost®)	2,200 W/3,300 W (SpeedBoost®)	Lower: 7"x8" @ 2,200 W/3,600 W (SpeedBoost®)	



NITP660SUC



NITP660UC

[NITP660SUC](#) **36" Induction Cooktop Black with Stainless Steel Frame** **3,449 3,799**

[NITP660UC](#) **36" Induction Cooktop, Black, Frameless** **3,399 3,749**



This price list supersedes all previous price lists. Prices listed herein do not include applicable state or local taxes.

Model Number	Description	MAP	MSRP
--------------	-------------	-----	------

All Bosch Electric Cooktops Include the Following Features:

- Simple and Sleek, Modern European Design
- Dual Ring Heating Element for Multiple Pan Sizes
- Ceramic Glass Top Is Easy to Clean
- Heat Indicator for Each Element
- See All Pan Accessories on Page 8-9

500 Series

24" Knob Control, Frameless Design

- 4 Elements
- Knob Controls for Precision Cooking
- 8" Heating Element with Powerful 2,200 W
- Power/Amps: 240 V, 60 Hz/30 A



NEM5466UC

LR: 8" @ 2,200 W	RR: 6" @ 1,200 W
LF: 6" @ 1,850 W	RF: 7" @ 1,800 W

NEM5466UC 24" Electric Cooktop 949 1,049

30" Knob Control, Frameless Design

- Dual Element Offer the Capability to Use Multiple Pan Sizes
- Infinite Temperature Controls for Precision Cooking
- 9" Heating Element with Powerful 2,500 W
- Power/Amps: 240 V, 60 Hz/30 A



NEM5066UC

LR: 7" @ 1,800 W	RR: 6" @ 1,200 W
LF: 7"/5" @ 1,700 W/700 W	RF: 9" @ 2,500 W

NEM5066UC 30" Electric Cooktop 1,049 1,199

36" Knob Control, Frameless Design

- 2 Dual Elements Offer the Capability to Use Multiple Pan Sizes
- Infinite Temperature Controls for Precision Cooking
- 9" Heating Element with Powerful 2,500 W
- Power/Amps: 240 V, 60 Hz/40 A



NEM5666UC

LR: 7" @ 1,800 W	C: 7" @ 1,800 W	RR: 6" @ 1,200 W
LF: 7"/5" @ 1,700 W/700 W		RF: 9"/6" @ 2,500 W/1,100 W

NEM5666UC 36" Electric Cooktop 1,299 1,449

This price list supersedes all previous price lists. Prices listed herein do not include applicable state or local taxes.

Model Number	Description	MAP	MSRP
--------------	-------------	-----	------

800 Series

30" Cooktop with or without Stainless Steel Frame

- | | | |
|--|--|---|
| <ul style="list-style-type: none"> • PreciseSelect® • Front and Back Stainless Steel Frame • Bridge Element • Dual Element | <ul style="list-style-type: none"> • SpeedBoost® • Clean Lock • 2-Level Heat Indicator • Childproof Panel Lock | <ul style="list-style-type: none"> • Built-In Timers for Each Element: Doubles as General-Purpose Kitchen Timer • Power/Amps: 240, 60 Hz/40 A |
|--|--|---|



NET8069SUC



NET8069UC

LR: 7" @ 1,800 W (400 W Bridge)	C: 9"/6" @ 3,600 W/1,400 W (SpeedBoost®)	
LF: 7" @ 1,800 W		RF: 6" @ 1,200 W

[NET8069SUC](#) 30" Electric, Black, Stainless Steel Frame 1,599 1,799

[NET8069UC](#) 30" Electric, Black, Frameless 1,499 1,649

36" Cooktop with or without Stainless Steel Frame

- | | | |
|---|--|---|
| <ul style="list-style-type: none"> • PreciseSelect® • Front and Back Stainless Steel Frame • Bridge Element • 2 Dual Elements | <ul style="list-style-type: none"> • SpeedBoost® • Clean Lock • 2-Level Heat Indicator • ChildLock | <ul style="list-style-type: none"> • Built-In Timers for Each Element: Doubles as General-Purpose Kitchen Timer • Power/Amps: 240, 60 Hz/50 A |
|---|--|---|



NET8669SUC



NET8669UC

LR: 7" @ 1,800 W (400 W Bridge)	C: 9"/6" @ 3,600 W/1,400 W (SpeedBoost®)	RR: 6" @ 1,200 W
LF: 7" @ 1,800 W		RF: 8"/5" @ 1,900 W/800 W

[NET8669SUC](#) 36" Electric, Black, Stainless Steel Frame 1,549 1,749

[NET8669UC](#) 36" Electric, Black, Frameless 1,549 1,749

This price list supersedes all previous price lists. Prices listed herein do not include applicable state or local taxes.

Model Number	Description	MAP	MSRP
--------------	-------------	-----	------

All Bosch Benchmark Series Electric Cooktops Include the Following Features:

- AutoChef®
- PreciseSelect®
- Front and Back Stainless Steel Frame
- Keep Warm Mode
- Kitchen Timer
- CountUp Timer
- Clean Lock
- 2-Level Heat Indicator
- Childproof Panel Lock
- See All Pan Accessories on Page 8-9-8-9
- Power/Amps: 240, 60 Hz/40 A

Benchmark Series

30" Five Element Cooktop with AutoChef®

- 2-Zone 9" Heating Element with Powerful 3,600 W Element
- Dual Element Left Front with AutoChef®
- SpeedBoost®



NETP069SUC

LR: 6" @ 1,200 W	C: 9"/6" @ 3,600 W/1,400 W (SpeedBoost®)	RR: 6" @ 1,200 W
AutoChef® LF: 7"/5" @ 2,000 W/800 W		RF: 6" @ 1,500 W

NETP069SUC 30" Electric 1,549 1,749
Black with Stainless Steel Frame

36" Triple Ring AutoChef® Cooktop

- 3-Zone 11" Heating Element with Powerful 3,080 W Element with AutoChef®
- PowerStart®
- Bridge Element



NETP669SUC

LR: 7" @ 1,800 W (400 W Bridge)	AutoChef® C: 11"/8"/6" @ 3,080 W/2,200 W/1,050 W	RR: 6" @ 1,200 W
LF: 7" @ 1,800 W		RF: 8"/5" @ 1,900 W/800 W

NETP669SUC 36" Electric 1,649 1,849
Black with Stainless Steel Frame

This price list supersedes all previous price lists. Prices listed herein do not include applicable state or local taxes.

Model Number	Description	MAP	MSRP
--------------	-------------	-----	------

All Bosch Gas Cooktops Include the Following Features:

- Front-Center Controls
- High Efficiency Gas Burners
- Continuous Cast Iron Grates
- Thermocouple Flame Monitor Control
- LP Kit Included

800 Series

36" Gas Cooktop

- 5 Burners
- 19K BTU Max
- Recessed Burner Areas
- Black Stainless Metal Knobs (NGM8646UC)
- Automatic Re-Ignition
- Red LED Lights Indicate Burners Are On

LR: 10,000 BTU	C: 19,000 BTU	RR: 5,500 BTU
LF: 12,000 BTU		RF: 12,000 BTU



NGM8656UC

[NGM8656UC](#) 36" Gas Cooktop, 5 Burners, Stainless Steel 1,449 1,599

Legacy

LR: 9,300 BTU	C: 19,000 BTU	RR: 5,500 BTU
LF: 9,300 BTU		RF: 9,300 BTU



NGM8646UC

[NGM8646UC](#) 36" Gas Cooktop, 5 Burners, Black with Black Stainless Knobs 1,549 1,749

Legacy

This price list supersedes all previous price lists. Prices listed herein do not include applicable state or local taxes.

Model Number	Description	MAP	MSRP
--------------	-------------	-----	------

All Bosch Benchmark Series Gas Cooktops Include the Following Features:

- 5 Burners
- FlameSelect® (9 Power Levels)
- OptiSim® Burner
- Bosch Exclusive Dual Ring Power Burner
- Stainless Steel Appearance Knobs
- Up-Front Centralized Controls
- Continuous Cast Iron Grates
- Dishwasher-safe Grates
- LP Kit Included
- See All Pan Accessories on Page 8-9

Benchmark Series

30" Gas Cooktop

- 14.3K BTU Max
- Smooth Glass Cooking Surface
- Electronic Ignition
- Flame Failure Safety Device
- Install Flush or Surface Mounted

LR: 6,000 BTU	C: 14,300 BTU	RR: 10,300 BTU
LF: 3,400 BTU		RF: 6,000 BTU



NGMP077UC

FlameSelect

NGMP077UC 30" Gas Cooktop, 5 Burners, Gray Tempered Glass 1,899 2,099

36" Gas Cooktop

- Dual-Stack Center Burner
- 20K BTU Max
- Recessed Burner Areas
- Metal Knobs
- Automatic Re-Ignition
- Red LED Lights Indicate Burners Are On

LR: 10,000 BTU	C: 20,000 BTU	RR: 5,500 BTU
LF: 12,000 BTU		RF: 12,000 BTU



NGMP656UC

NGMP656UC 36" Gas Cooktop, 5 Burners, Stainless Steel 1,799 1,999

Legacy

36" Gas Cooktop

- 14.3K BTU Max
- Smooth Glass Cooking Surface
- Electronic Ignition
- Flame Failure Safety Device
- Install Flush or Surface Mounted

LR: 6,000 BTU	C: 14,300 BTU	RR: 10,300 BTU
LF: 3,400 BTU		RF: 6,000 BTU














NGMP677UC

FlameSelect

NGMP677UC 36" Gas Cooktop, 5 Burners, Gray Tempered Glass 2,049 2,299

This price list supersedes all previous price lists. Prices listed herein do not include applicable state or local taxes.

Model Number	Description	MAP	MSRP	Cooktops				Rangetops	
				Induction	Electric	Mainline Gas	Benchmark Gas	30"	36"
	HEZ390210 8" Pan for 6" Element	89	99	•	•	•	•	•	•
	HEZ390220 9" Pan for 7" Element	99	109	•	•	•	•	•	•
	Stainless Steel Pan with Aluminum Core Optimized for Cooking with AutoChef® Element • Superior Heat Distribution			•	•	•	•	•	•
	HEZ390230 10" Pan for 8" and 9" Elements	119	139						
	HEZ298107 Wok Ring for FlameSelect® Gas Cooktops	69	79			• ¹	• ¹		
	HEZ298102 Wok Ring—Attaches to Grates	69	79			• ²	• ²		
	Teppanyaki Works on Electric and Induction Cooking Surfaces • Optimized for Cooking on Induction Cooktops			•	•				
	HEZ390512 Teppanyaki	369	409						
	Non-Stick Induction Grill Non-Stick Cast Aluminum with a Thick Ferromagnetic Base • Ideal for Grilling Meats, Seafood and Vegetables			• ³					
	HEZ9GR37UC 17" x 9" Grill Pan	249	279						
	HEZ9GW23UC Industrial-Style Wok Ring for 30" Gas Rangetop	69	79					•	
	HEZ9GR41UC Industrial-Style Griddle for 30" and 36" Gas Rangetops	229	259					•	•
	HEZ7YZ30UC 9" Stainless Steel Low Backguard for 30" Gas Rangetop	199	219					•	
	HEZ7YZ36UC 9" Stainless Steel Low Backguard for 36" Gas Rangetop	209	229						•

1 For FlameSelect® NGMP077UC, NGMP677UC Models Only

2 NGM8058UC, NGM8648UC Gas Cooktop Models Only

3 NGM8058UC, NGM8648UC Gas Cooktop Models Only

This price list supersedes all previous price lists. Prices listed herein do not include applicable state or local taxes.

Model Number	Description	MAP	MSRP
--------------	-------------	-----	------

All Bosch Gas Rangetops Include the Following Features:

- 18K BTU Max
- Porcelain Enameled Cooking Surface
- Dishwasher-Safe Grates
- OptiSim® Burner
- Large Metal Control Knobs
- Electronic Ignition
- High Efficiency Burners
- Up-Front Centralized Controls
- Flame Supervision Device
- Industrial-Style Design
- Continuous Surface Cast Iron Grates
- LP Kit Included

800 Series

30" Gas Rangetop

- 18K BTU Dual Flame Ring Burner
- Two 12K BTU Large Burners
- 5K BTU OptiSim® Simmer Burner

LR: 12,000 BTU	RR: 5,000 BTU
LF: 12,000 BTU	RF: 18,000 BTU



RGM8058UC

RGM8058UC 30" Gas Rangetop, 4 Burners, Stainless Steel 3,149 3,499

36" Gas Rangetop

- Two 18K BTU Dual Flame Ring Burners
- Three 12K BTU Large Burners
- 5K BTU OptiSim® Simmer Burner

LR: 12,000 BTU	CR: 12,000 BTU	RR: 5,000 BTU
LF: 18,000 BTU	CF: 12,000 BTU	RF: 18,000 BTU





RGM8658UC


RGM8658UC 36" Gas Rangetop, 6 Burners, Stainless Steel 3,649 4,049

UNDER-CABINET HOODS/ACCESSORIES






This price list supersedes all previous price lists. Prices listed herein do not include applicable state or local taxes.

Model Number	Description	MAP	MSRP
300 Series			
30" & 36" Under-Cabinet Hood			
<ul style="list-style-type: none"> • 5" Height • Slim-Line Styling • 3-Speed Control • 280 CFM 	<ul style="list-style-type: none"> • 2 Incandescent Lights • Dishwasher-Safe Aluminum Mesh Filters • Ducted or Convertible to Non-Ducted Operation 	<ul style="list-style-type: none"> • 7" Round and 3¼" x 10" Duct Transitions Included • Horizontal or Vertical Ducting 	 DUH30152UC
<u>DUH30152UC</u>	30" Stainless Steel, 280 CFM Blower	549	649
<u>DUH36152UC</u>	36" Stainless Steel, 280 CFM Blower	599	699

500 Series			
30" & 36" Under-Cabinet Hood			
<ul style="list-style-type: none"> • 5" Height • Slim-Line Styling • 4-Speed Control • 400 CFM 	<ul style="list-style-type: none"> • 2 Halogen Lights (Not Included) • Dishwasher-Safe Aluminum Mesh Filters • Ducted or Convertible to Non-Ducted Operation 	<ul style="list-style-type: none"> • 7" Round and 3¼" x 10" Duct Transitions Included • Horizontal or Vertical Ducting 	 DUH30252UC
<u>DUH30252UC</u>	30" Stainless Steel, 400 CFM Blower	699	799
<u>DUH36252UC</u>	36" Stainless Steel, 400 CFM Blower	749	849

800 Series			
30" and 36" Professional-Style Under-Cabinet Hood			
<ul style="list-style-type: none"> • 11" Height • Professional Styling • 2-Speed Control • 600 CFM 	<ul style="list-style-type: none"> • 2 Incandescent Lights • Deep Capture Area • Dishwasher-Safe Aluminum Mesh Filters 	<ul style="list-style-type: none"> • Adaptable for Recirculation Option (Add 4" to Height of Hood) • Horizontal or Vertical Ducting 	 DPH30652UC
<u>DPH30652UC</u>	30" Stainless Steel, 600 CFM Blower	1,199	1,349
<u>DPH36652UC</u>	36" Stainless Steel, 600 CFM Blower	1,249	1,399

Accessories for Under-Cabinet Hoods

				DUH		DPH	
				30"	36"	30"	36"
	<u>DHZ3002UC</u>	Recirculation Kit/Charcoal Filter Kit,	119	139	•		
	<u>DHZ3602UC</u>	Recirculation Kit/Charcoal Filter Kit,	119	139		•	
	<u>DRZ3052UC</u>	4" High, External Recirculation Kit, (Includes Charcoal Filters)	319	359			•
	<u>DRZ3652UC</u>	4" High, External Recirculation Kit, (Includes Charcoal Filters)	319	359			•
	<u>DHZ3052UC</u>	Replacement Charcoal Filters, 30" and 36" DPH Series	119	139		•	•

ISLAND HOODS/ACCESSORIES

This price list supersedes all previous price lists. Prices listed herein do not include applicable state or local taxes.

Model Number	Description	MAP	MSRP
--------------	-------------	-----	------

800 Series

Slim Profile Box Canopy Island Hood




- 600 CFM
- Four-Speed Electronic Control with White and Red LCD Display
- Kitchen Timer
- Clean Filter Reminder
- Auto On/Heat Sensor
- Four 20 W Halogen Lights
- Three Anodized Aluminum Mesh Filters with Stainless Steel Bosch Design Covers and Metal Latch
- Vertical Ducting with 8" Round Duct
- Backdraft Damper and Transition Included
- Recirculation Kit Available as an Accessory
- Extension Kit for Ceilings 9' to 11' 6" Available as an Accessory



HIB82651UC

[HIB82651UC](#) 42" Island Hood, 600 CFM 2,299 2,549

Accessories for Island Hoods

				HIB
				42"
	Island Hood Extension Kit <ul style="list-style-type: none"> • Fits Ceilings From 9' to 11' 6" in Height • Stainless Steel Flue Extensions and Inner Structure Parts Included. 			•
HCIEXT5UC	Island Hood Extension Kit	539	599	•
	Box/Pyramid/Glass Canopy Chimney Hood Recirculation Kit			•
HCREC5UC	Box/Pyramid/Glass Canopy Chimney Hood Recirculation Kit	119	139	•
	Island Hood Recirculation Kit			•
HIREC5UC	Island Hood Recirculation Kit	109	119	•

CHIMNEY WALL HOODS

This price list supersedes all previous price lists. Prices listed herein do not include applicable state or local taxes.

Model Number	Description	MAP	MSRP
--------------	-------------	-----	------

All Bosch Chimney Wall Hoods Include the Following Features:

- Kitchen Timer
- Clean Filter Reminder
- Auto On/Heat Sensor
- Anodized Aluminum Mesh Filters
- Vertical Ducting with 8" Round Duct
- Backdraft Damper and Transition Included
- Recirculation Kit Available as an Accessory
- Extension Kit for Ceilings 9'-11' 6" Available as an Accessory

300 Series

ENERGY STAR® Certified Pyramid Canopy Chimney Hood

- 300 CFM
- Three-Speed Electronic Control with White and Red LCD Display
- Two Bright LED Lights

HCP34E52UC	24" Pyramid Canopy Chimney Hood, 300 CFM	1,099	1,249
HCP30E52UC	30" Pyramid Canopy Chimney Hood, 300 CFM	1,199	1,349
HCP36E52UC	36" Pyramid Canopy Chimney Hood, 300 CFM	1,299	1,449



HCP34E52UC

500 Series

Box Canopy Chimney Hood

- 600 CFM
- Four Speed Electronic Control with White and Red LCD Display
- Two 40 W Halogen Lights

HCB50651UC	30" Box Canopy Chimney Hood, 600 CFM	1,549	1,749
HCB56651UC	36" Box Canopy Chimney Hood, 600 CFM	1,649	1,849



HCB50651UC

Pyramid Canopy Chimney Hood

- Home Connect®
- 600 CFM
- Cooktop Hood Control
- Four Speed Electronic Control with White and Red LCD Display
- Two Bright LED Lights

HCP50652UC	30" Pyramid Canopy Chimney Hood, 600 CFM	1,549	1,749
HCP56652UC	36" Pyramid Canopy Chimney Hood, 600 CFM	1,649	1,849



HCP50652UC

800 Series

Pyramid Canopy Chimney Hood

- Black Stainless Steel Guards Against Surface Scratches and Fingerprints
- 600 CFM
- Four Speed Electronic Control with White and Red LCD Display
- Two 40 W Halogen Lights

HCP80641UC	30" Pyramid Chimney, 600 CFM, Black Stainless	1,399	1,549
HCP86641UC	36" Pyramid Chimney, 600 CFM, Black Stainless	1,549	1,749



HCP80641UC

CHIMNEY WALL HOODS/ACCESSORIES

This price list supersedes all previous price lists. Prices listed herein do not include applicable state or local taxes.

Model Number	Description	MAP	MSRP	
--------------	-------------	-----	------	--

Benchmark Series







Glass Canopy Chimney Hood

- Anodized Aluminum Mesh Filter with Stainless Steel Bosch Design Cover and Metal Latch
- 600 CFM
- Four Speed Electronic Control with White and Red LCD Display
- Clean Filter Reminder
- Two 40 W Halogen Lights



HCG56651UC **36" Glass Canopy Chimney Hood, 600 CFM** **2,099 2,349** *HCG56651UC*

Accessories for Chimney Wall Hoods

					HCB/Box	HCP/Pyramid	HCG/Glass Canopy
	Chimney Wall Hood Extension Kit. • Fits Ceilings From 9' to 11' 6" in Height • Stainless Steel Flue Extensions and Inner Structure Parts Included						
	<u>HCBEXT5UC</u> Box Canopy Chimney Hood Extension Kit, Stainless Steel	319	359		•		
	<u>HCGEXT5UC</u> Glass Canopy Chimney Hood Extension Kit	319	359				•
	<u>HCPEXT5UC</u> Pyramid Canopy Chimney Hood Extension Kit, Stainless Steel	319	359				•
	<u>HCPEXT4UC</u> Pyramid Canopy Chimney Hood Extension Kit, Black Stainless Steel	539	599		•	•	•
	<u>HCIFILTUC</u> Box/Pyramid/Glass Canopy Chimney Hood Filter Kit	119	139		•	•	•
	<u>HCREC5UC</u> Box/Pyramid/Glass Canopy Chimney Hood Recirculation Kit	119	139		•	•	•

PULL-OUT HOOD/ACCESSORIES

This price list supersedes all previous price lists. Prices listed herein do not include applicable state or local taxes.

Model Number	Description	MAP	MSRP
--------------	-------------	-----	------

500 Series

Integrated Stainless Pull-Out Range Hood

- | | | |
|--|---|--|
| <ul style="list-style-type: none"> 400 CFM Electronic Control with White LCD Display Kitchen Timer Clean Filter Reminder | <ul style="list-style-type: none"> Three Fan Speeds with Intensive Speed Two Bright LED Lights Two Anodized Aluminum Mesh Filters Vertical Ducting with 6" Round Duct | <ul style="list-style-type: none"> Backdraft Damper and Transition Included Recirculation/Charcoal Kit Available as an Accessory 110 V UL Rated with 120 V 3-Prong Plug |
|--|---|--|



HUI54452UC

<u>HUI54452UC</u>	24" Pull-Out Hood, 400 CFM	919 1,049
-----------------------------------	-----------------------------------	------------------

Integrated Stainless Pull-Out Range Hood

- | | | |
|--|---|---|
| <ul style="list-style-type: none"> 300 CFM – (30" Width) 500 CFM – (36" Width) Three Speed Slider Switch Control Two 20 W Halogen Lights Four Aluminum Mesh Filters | <ul style="list-style-type: none"> Removable Stainless Steel Front Visor Panel That Can Be Replaced with a Custom Strip (Not Provided) 6" Round Duct Vertical and Horizontal Discharge | <ul style="list-style-type: none"> 120 V Junction Box Direct Wire CFM Reducer Kit Available as Accessory Non-Duct Recirculation Kit Available as Accessory (Vent Grate Cover Included with Hood) |
|--|---|---|






HUI56551UC

<u>HUI50351UC</u>	30" Pull-Out Hood, 300 CFM, Stainless Steel	949 1,049
-----------------------------------	--	------------------

<u>HUI56551UC</u>	36" Pull-Out Hood, 500 CFM, Stainless Steel	999 1,099
-----------------------------------	--	------------------

Accessories for Pull-Out Hoods

			HUI54452UC	HUI50351UC
	Recirculation Kit/Charcoal Filter Accessory Kit For HUI50351UC and HUI56551UC Models • Absorbs Odors with High Quality Heavy Duty Charcoal Filters • For Recirculation, Non-Vented Installations <u>HUIF06UC</u> Non-Duct Recirculation Accessory Kit/Charcoal Filter Accessory Kit	109	119	•
	CFM Reducer Accessory Kit For HUI56551UC Model • Reduces CFM to Under 300 • Converts a 6" Round Duct to a 5" Round Duct • Check Your Local Code and Regulations for Make-Up Air Requirements <u>HUIRED56UC</u> CFM Reducer Accessory Kit, Reduces CFM to Under 300 CFM	59	69	•
	Recirculation/Charcoal Kit for HUI54452UC – 24" Pull-Out Hood <u>HVREC5UC</u> Pull-Out Hood Recirculation/Charcoal Filter Accessory Kit	109	119	•

This price list supersedes all previous price lists. Prices listed herein do not include applicable state or local taxes.

Model Number	Description	MAP	MSRP
--------------	-------------	-----	------

All NEW Bosch Custom Insert Range Hoods Include the Following Features:

- Two LED Lights
- 15 Amps
- 120 V
- Dishwasher-safe Aluminum Filter
- Mesh with Stainless Steel Cover
- Plug Type: Hardwire

300 Series

Custom Insert Range Hood

- 300 CFM
- Vertical Ducting with 6" Round Duct
- Home Connect®
- Touch Control



HUI34253UC



<u>HUI34253UC</u>	24" Custom Insert Hood, 300 CFM	899	999
<u>HUI30253UC</u>	30" Custom Insert Hood, 300 CFM	949	1,049
<u>HUI36253UC</u>	36" Custom Insert Hood, 300 CFM	999	1,099



HUI30253UC



HUI36253UC



800 Series

Custom Insert Range Hood

- 600 CFM
- Vertical Ducting with 8" Round Duct
- Home Connect®
- Touch Control



HUI80553UC



<u>HUI80553UC</u>	30" Custom Insert Hood, 600 CFM	1,299	1,449
<u>HUI86553UC</u>	36" Custom Insert Hood, 600 CFM	1,399	1,549





HUI86553UC



CUSTOM INSERT ACCESSORIES

This price list supersedes all previous price lists. Prices listed herein do not include applicable state or local taxes.

Model Number	Description	MAP	MSRP	HUI34253UC	HUI30253UC	HUI36253UC	HUI80553UC	HUI86553UC
Accessories for Custom Insert Range Hoods								
	<u>HUIFIL0UC</u> Charcoal Filter Kit for 30" Custom Inserts HUI30253UC, and HUI80553UC	109	119		•		•	
	<u>HUIFIL46UC</u> Charcoal Filter Kit for 24" Custom Insert HUI34253UC and 36" Custom Inserts HUI36253UC, and HUI86553UC	109	119	•		•		•

This price list supersedes all previous price lists. Prices listed herein do not include applicable state or local taxes.

Model Number	Description	MAP	MSRP
--------------	-------------	-----	------

800 Series

Downdraft Ventilation

- Design Matched for Use In Combination with Bosch Cooktops
- 12" Telescopic Chimney Rise
- Preserves Clean Sight Lines When Not In Use
- Stainless Steel
- Six Possible Discharge Connections to Fit Your Kitchen Design Allowing Flexibility to Exhaust At Sides, Front, Rear or Downward (Additional Accessories May Be Required Depending on Installation, See Manual)

- Sleek Front Panel Conceals Mesh Filters, Giving a Timeless Aesthetic and Acts as a Splatter Guard While Cooking
- Dishwasher-Safe Aluminum Mesh Filters
- 3-Speed Control

Required to Complete the Installation: Blower Options, Sold Separately

- 600 CFM Remote (DHR1FZUC), and Inline (DHI1FZUC) Blower

May Be Required to Complete the Installation Depending on Exhaust Direction & Blower Chosen:

- Downdraft Transitions (HDDSTRAN6, HDDSTRAN8, HDDFTRAN6, HDDFTRAN8, HDD2RECTD, HDDSTRAN2 see page 10-9)
- Recirculation Possible, Accessory Sold Separately (HDDREC5UC see page 10-10)
- Gas Cooktop Seal Kit Sold Separately (Required For Installation with Gas Cooktops see page 10-10).



HDD86051UC

HDD80051UC	30" Downdraft, Optional Blower	1,699	1,899
HDD86051UC	36" Downdraft, Optional Blower	1,749	1,949

NOTE: Transition required and sold separately for all remote and inline blower installations.

Accessories for Downdraft-Blowers

				HDD86051UC	HDD80051UC
	DHI1FZUC	600 CFM Inline Blower	689 799	•	•
	DHG602DUC	600 CFM Flexible Blower for HDD86051UC and HDD80051UC Bosch Downdrafts Only 8" Round Exhaust	739 849	•	•
	DHR1FZUC	600 CFM Remote Blower for HDD86051UC and HDD80051UC Bosch Downdrafts Only 6" Round Exhaust	729 849	•	•
	EXTNCB25W	25-ft Remote & Inline Blower Extension Cable	See Thermador Price List	•	•
	EXTNSET4	3-pc extension set for Inline and remote blowers	See Thermador Price List	•	•
		Compatible with Remote Blower DHR1FZUC and Inline Blower DHI1FZUC			







DOWNDRAFT ACCESSORIES

This price list supersedes all previous price lists. Prices listed herein do not include applicable state or local taxes.

Model Number	Description	MAP	MSRP	
--------------	-------------	-----	------	--







Accessories for Downdraft–Transitions

The Below Transitions May Be Required to Complete the Installation of HDD80051UC and HDD86051UC Depending on the Discharge Connection Chosen in Combination with the Downdraft Blower Selected (See Installation Manual) • For Use with Inline and Remote Blowers

	<p><u>HDD2RECTD</u> 2' Rectangular Duct</p> <p>Rectangular Duct That Is 2' Long × 1 7/8" Deep × 19" Wide Ability to Use as an Extension to Exhaust through a Cabinet or Wall. To Modify Length, Duct May Be Cut. HDDSTRAN6 or HDDSTRAN8 May Be Used to Connect HDD2RECTD to Round Ductwork HDDSTRAN2 Required to Attach Duct to Downdraft Housing</p>	89	99	•	•
	<p><u>HDDFTRAN6</u> 6" Round Front Plate Front Rough-In Plate for Front Exhaust Applications</p>	79	89	•	•
	<p><u>HDDFTRAN8</u> 8" Round Front Plate for Downdraft Front Rough-In Plate for Front Exhaust Applications</p>	79	89	•	•
	<p><u>HDDSTRAN2</u> Transition for Rectangular Duct Required to Attach HDD2RECTD 2' Rectangular Duct to Downdraft Housing</p>	69	79	•	•
	<p><u>HDDSTRAN6</u> 6" Side/Rear Transition Rectangular 1 7/8" X 19" Transition to 6" Round for Side and Rear Exhaust Applications</p>	139	159	•	•
	<p><u>HDDSTRAN8</u> 8" Side/Rear Transition Rectangular 1 7/8" X 19" Transition to 8" Round for Side and Rear Exhaust Applications</p>	139	159	•	•

DOWNDRAFT ACCESSORIES

This price list supersedes all previous price lists. Prices listed herein do not include applicable state or local taxes.

Model Number	Description	MAP	MSRP	HDD86051UC	HDD80051UC
Accessories for Downdraft					
	<p>Downdraft Recirculation Kit</p> <ul style="list-style-type: none"> Enables Non-Ducted Downdraft Installation by Allowing Filtered Air to Re-Enter the Kitchen after Passing Through a Charcoal Filter Includes Recirculation Module, Charcoal Filter and Metal Grill Vent Plate Recirculation Module Works In Wall or Island Applications Mounts to Cabinet Base, Recesses into Toe Kick/Socket Area Fits In Toe-Kick/Socket Heights of 4" or Taller Module and Grill Vent Plate Can Be Placed So Air Does Not Hit Feet Downdraft and Internal Blower Sold Separately To Be Used Only with Bosch Downdrafts and Blowers May Bypass the Need to Supply Make Up Air, Subject to Local Code 	479	529	•	•
<u>HDDREC5UC</u>	Recirculation Kit for Downdraft Replace Filters Every 3-6 Months, Depending on Usage, with HDDFILTUC				
	<p>Charcoal Filter Replacement for Recirculation Kit for Downdraft</p>	89	99	•	•
<u>HDDFILTUC</u>					
	<p>Gas Cooktop Seal Kit</p> <ul style="list-style-type: none"> For Use with 36" HDD86051UC and 30" HDD80051UC Downdrafts Required for Installation with Gas Cooktops Includes Trim Bracket, Seal, and 2 Metal Grills 	89	99	•	•
<u>HDD0RSP</u>	30" Gas Cooktop Seal Kit for Downdraft				
	<p>36" Gas Cooktop Seal Kit for Downdraft</p>	89	99	•	•
<u>HDD6RSP</u>					
	<p>HDDTRIM30S Trim accessory for 30" downdraft</p>	49	59		•
<u>HDDTRIM30S</u>					
	<p>HDDTRIM36S Trim accessory for 36" downdraft</p>	49	59	•	
<u>HDDTRIM36S</u>					

B		F	
B09IB91NSP.....	1-5	FPETHKT50.....	1-11
B10CB81NVB.....	1-6	FPETHRF50.....	1-11
B10CB81NVW.....	1-6		
B11CB50SSS.....	1-5	H	
B11CB81SSS.....	1-6	HBE5452UC.....	7-1
B18IF905SP.....	1-10	HBE5453UC.....	7-1
B24CB50ESS.....	1-7	HBL57M52UC.....	7-3
B24CB80ESB.....	1-7	HBL87M53UC.....	7-6
B24CB80ESS.....	1-7	HBL5344UC.....	7-2
B24CB80ESW.....	1-7	HBL5351UC.....	7-2
B30BB935SS.....	1-8	HBL5451UC.....	7-2
B30IB905SP.....	1-8	HBL5551UC.....	7-2
B30IR905SP.....	1-10	HBL5651UC.....	7-3
B36BT935NS.....	1-9	HBL5754UC.....	7-3
B36CD50SNB.....	1-2	HBL8443UC.....	7-4
B36CD50SNS.....	1-2	HBL8444LUC.....	7-5
B36CL80ENS.....	1-3	HBL8444RUC.....	7-5
B36CL80SNS.....	1-3	HBL8453UC.....	7-4
B36CL81ENG.....	1-3	HBL8454UC.....	7-4
B36CT80SNB.....	1-4	HBL8642UC.....	7-5
B36CT80SNS.....	1-4	HBL8651UC.....	7-5
B36CT81ENS.....	1-4	HBL8743UC.....	7-6
B36FD50SNB.....	1-1	HBL8753UC.....	7-6
B36FD50SNS.....	1-1	HBLP451LUC.....	7-7
B36HNDL800.....	1-11	HBLP451RUC.....	7-7
B36IT905NP.....	1-9	HBLP451UC.....	7-7
BCM8450UC.....	4-1	HBLP454UC.....	7-7
BFL18IF800.....	1-11	HBLP651LUC.....	7-8
BFL30IR800.....	1-11	HBLP651RUC.....	7-8
BORPLFTR30.....	1-11	HBLP651UC.....	7-8
BORPLFTR55.....	1-11	HBLP752UC.....	7-9
		HBN8451UC.....	7-4
D		HBN8651UC.....	7-5
DHG602DUC.....	10-8	HCB50651UC.....	10-3
DHI1FZUC.....	10-8	HCB56651UC.....	10-3
DHR1FZUC.....	10-8	HCBE5T5UC.....	10-4
DHZ3002UC.....	10-1	HCG56651UC.....	10-4
DHZ3052UC.....	10-1	HCGEXT5UC.....	10-4
DHZ3602UC.....	10-1	HCIE5T5UC.....	10-2
DPH30652UC.....	10-1	HCIFILTUC.....	10-4
DPH36652UC.....	10-1	HCP30E52UC.....	10-3
DRZ3052UC.....	10-1	HCP34E52UC.....	10-3
DRZ3652UC.....	10-1	HCP36E52UC.....	10-3
DUH30152UC.....	10-1	HCP50652UC.....	10-3
DUH30252UC.....	10-1	HCP56652UC.....	10-3
DUH36152UC.....	10-1	HCP80641UC.....	10-3
DUH36252UC.....	10-1	HCP86641UC.....	10-3
		HCPEXT4UC.....	10-4
E		HCPEXT5UC.....	10-4
EXTNCB25W.....	10-8	HCREC5UC.....	10-2, 10-4
EXTNSET4.....	10-8	HDD0RSP.....	10-10
		HDD2RECTD.....	10-9
		HDD6RSP.....	10-10
		HDD80051UC.....	10-8
		HDD86051UC.....	10-8
		HDDFILTUC.....	10-10
		HDDFTRAN6.....	10-9
		HDDFTRAN8.....	10-9
		HDDREC5UC.....	10-10
		HDDSTRAN2.....	10-9
		HDDSTRAN6.....	10-9
		HDDSTRAN8.....	10-9
		HDDTRIM30S.....	10-10
		HDDTRIM36S.....	10-10
		HDI8056U.....	5-7
		HDIP056U.....	5-7
		HDS8045U.....	5-3
		HDS8055U.....	5-3
		HDS8645U.....	5-3
		HDS8655U.....	5-3
		HDZBS301.....	5-10
		HDZIT301.....	5-10
		HEATKITB82.....	1-11
		HEI8046U.....	5-5
		HEI8056U.....	5-5
		HEIP056U.....	5-5
		HEZ7YZ30UC.....	8-9
		HEZ7YZ36UC.....	8-9
		HEZ8LLUC.....	5-9
		HEZ8TK30UC.....	5-9
		HEZ8TK36UC.....	5-9
		HEZ8YZ04UC.....	5-8
		HEZ8YZ30UC.....	5-8
		HEZ8YZ36UC.....	5-8
		HEZ8ZZ30UC.....	5-8
		HEZ8ZZ36UC.....	5-8
		HEZ9GR37UC.....	5-10, 8-9
		HEZ9GR41UC.....	5-8, 8-9
		HEZ9GW23UC.....	5-8, 8-9
		HEZ9LLUC.....	5-9
		HEZ9TK30UC.....	5-9
		HEZ9TK36UC.....	5-9
		HEZ9YZ04UC.....	5-8
		HEZ9YZ30UC.....	5-8
		HEZ9YZ36UC.....	5-8
		HEZ9ZZ30UC.....	5-8
		HEZ9ZZ36UC.....	5-8
		HEZ298102.....	5-10, 8-9
		HEZ298107.....	8-9
		HEZ390210.....	5-10, 8-9
		HEZ390220.....	5-10, 8-9
		HEZ390230.....	5-10, 8-9
		HEZ390512.....	5-10, 8-9
		HEZBS301.....	5-10
		HEZCMT3050.....	4-1
		HEZGR301.....	5-10

HEZTR301	5-10, 7-10	NET8069SUC	8-5	SHEM78ZH5N	2-5
HGI8046UC	5-6	NET8069UC	8-5	SHP9PCM5N	2-15
HGI8056UC	5-6	NET8669SUC	8-5	SHP65CM2N	2-13
HGIP056UC	5-6	NET8669UC	8-5	SHP65CM5N	2-13
HGS8045UC	5-2	NETP069SUC	8-6	SHP65CM6N	2-13
HGS8055UC	5-2	NETP669SUC	8-6	SHP78CM2N	2-14
HGS8645UC	5-2	NGM8646UC	8-7	SHP78CM4N	2-14
HGS8655UC	5-2	NGM8656UC	8-7	SHP78CM5N	2-14
HGZBS301	5-10	NGMP077UC	8-8	SHP78CM6N	2-14
HGZIT301	5-10	NGMP656UC	8-8	SHPM65Z52N	2-3
HIB82651UC	10-2	NGMP677UC	8-8	SHPM65Z55N	2-3
HII8047U	5-4	NIT5060UC	8-1	SHPM78Z54N	2-4
HII8057U	5-4	NIT5460UC	8-1	SHPM78Z55N	2-4
HIIP057U	5-4	NIT5660UC	8-1	SHPM88Z75N	2-5
HIREC5UC	10-2	NIT8060SUC	8-2	SHSM63W55N	2-2
HIS8055U	5-1	NIT8060UC	8-2	SHV4AEB3N	2-11
HIS8655U	5-1	NIT8660SUC	8-2	SHV9PCM3N	2-15
HMB50152UC	6-2	NIT8660UC	8-2	SHV53CM3N	2-12
HMB57152UC	6-2	NITP060SUC	8-3	SHV78CM3N	2-14
HMC54151UC	6-3	NITP060UC	8-3	SHV89PW73N	2-6
HMC80152UC	6-3	NITP660SUC	8-3	SHVM4AYB3N	2-1
HMC80242UC	6-3	NITP660UC	8-3	SHVM63W53N	2-2
HMC80252UC	6-3			SHVM78Z53N	2-4
HMC87152UC	6-3	R		SHX5AEM2N	2-11
HMCP0252UC	6-3	RGM8058UC	9-1	SHX5AEM4N	2-11
HMD8053UC	6-2	RGM8658UC	9-1	SHX5AEM5N	2-11
HMD8451UC	6-2			SHX5AEM6N	2-11
HMV3053U	6-1	S		SHX9PCM5N	2-15
HMV5053U	6-1	SGE53B52UC	2-7	SHX53CM5N	2-12
HMV8044U	6-1	SGE53B55UC	2-7	SHX65CM5N	2-13
HMV8053U	6-1	SGE53B56UC	2-7	SHX78CM2N	2-14
HMVP053U	6-2	SGE78B55UC	2-8	SHX78CM4N	2-14
HSLP451UC	7-8	SGV78B53UC	2-8	SHX78CM5N	2-14
HSLP751UC	7-9	SGX78B55UC	2-8	SHX78CM6N	2-14
HUI30253UC	10-6	SGZ1010UC	2-16	SHX89PW75N	2-6
HUI34253UC	10-6	SGZ1052UC	2-16	SHXM4AY52N	2-1
HUI36253UC	10-6	SGZ9091UC	2-16	SHXM4AY55N	2-1
HUI50351UC	10-5	SHE3AEM2N	2-9	SHXM4AY56N	2-1
HUI54452UC	10-5	SHE3AEM5N	2-9	SHXM63W55N	2-2
HUI56551UC	10-5	SHE3AEM6N	2-9	SHXM78Z55N	2-4
HUI80553UC	10-6	SHE3AR72UC	2-1	SHXM88Z75N	2-5
HUI86553UC	10-6	SHE3AR75UC	2-1	SMZ3IN1UC	2-17
HUIF06UC	10-5	SHE3AR76UC	2-1	SMZ1007UC	2-16
HUIFIL46UC	10-7	SHE4AEM2N	2-10	SMZ4000UC	2-16
HUIFILT0UC	10-7	SHE4AEM5N	2-10	SMZ4026	2-16
HUIRED56UC	10-5	SHE4AEM6N	2-10	SMZ5000	2-16
HVREC5UC	10-5	SHE53B75UC	2-2	SMZ5002UC	2-16
HWD5051UC	7-10	SHE53C82N	2-12	SMZ5003	2-16
HWD5751UC	7-10	SHE53C85N	2-12	SMZ5400	2-16
		SHE53C86N	2-12	SMZCD200UC	2-16
		SHE89PW75N	2-6	SMZEPCC1UC	2-17
N		SHEM3AY52N	2-1	SMZPCJB1UC	2-17
NEM5066UC	8-4	SHEM3AY55N	2-1	SMZSH1ABUC	2-17
NEM5466UC	8-4	SHEM63W55N	2-2	SPE53B52UC	2-7
NEM5666UC	8-4				

SPE53B55UC..... 2-7
SPE53B56UC..... 2-7
SPE68B55UC..... 2-8
SPV68B53UC..... 2-8
SPX68B55UC..... 2-8

W

WAT28400UC 3-1
WAW285H1UC..... 3-2
WAW285H2UC..... 3-2
WGA12400UC..... 3-1
WMZ20600 3-5
WMZPW20W..... 3-5
WTG865H4UC 3-4
WTG86403UC..... 3-3
WTW87NH1UC 3-3
WTZ11400UC 3-5
WTZ20410UC 3-5
WTZPA20UC 3-5
WTZPA30US 3-5
WTZPW20D 3-5
WTZSB30UC..... 3-5

Bosch Home Appliances
North America Corporate Office
1.800.944.2904

www.bosch-home.com/us

©2023 BSH Home Appliances Corporation. All rights reserved. Bosch is a registered trademark of Robert Bosch GmbH.

All information presented herein is based on data available at the time of printing and is subject to change without notice.

For immediate installation dimensions by fax, use your handset and call 1.775.833.3600. Use Code #8317 for a directory of Bosch products.

20-BSH-0914.2