



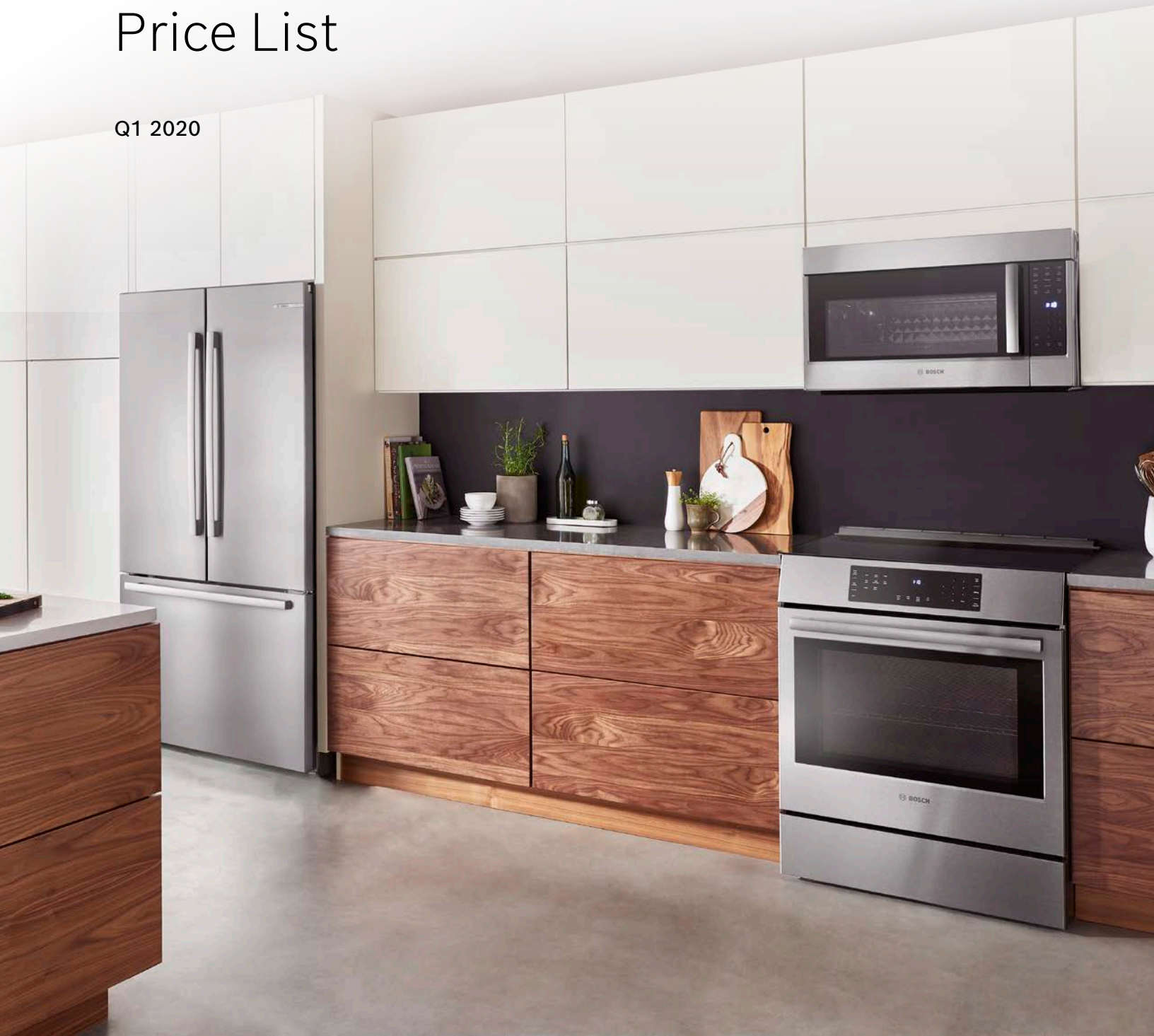
BOSCH

Invented for life



Mainline & Benchmark Consumer Price List

Q1 2020



PRICE LIST

Consumer



BOSCH

EFFECTIVE

Q1 2020

TABLE OF CONTENTS

REFRIGERATION	1-1	MAINLINE OVENS	7-1
French Door Refrigerator	1-1	Built-in Ovens	7-1
French Door Refrigerator /Side-By-Side....	1-3	Built-in Warming Drawers	7-7
Bottom Freezer	1-4		
BENCHMARK REFRIGERATION	1B-1	BENCHMARK OVENS	7B-1
Built-In Bottom Freezer.....	1B-1	Built-In Ovens	7B-1
Built-In French Door Bottom Freezer	1B-2	Built-In Steam Convection Ovens.....	7B-2
Built-in Single Door	1B-3	Built-in Combination Ovens	7B-3
Accessories.....	1B-4	Built-In Speed Oven.....	7B-3
		Accessories	7B-4
MAINLINE DISHWASHERS	2-1	MAINLINE COOKTOPS	8-1
Dishwashers	2-1	Induction	8-1
Special Application/ADA Dishwashers	2-7	Electric	8-3
		Gas	8-5
BENCHMARK DISHWASHERS	2B-1	BENCHMARK COOKTOPS	8B-1
Accessories.....	2B-3	Induction	8B-1
		Electric	8B-2
LAUNDRY	3-1	Gas	8B-3
Washers	3-1	Gas/Accessories	8B-4
Dryers	3-3		
Accessories.....	3-5	MAINLINE VENTILATION	9-1
		Under-Cabinet Hoods/Accessories.....	9-1
COFFEE MACHINE	4-1	Island Hoods/Accessories.....	9-2
Built-in	4-1	Chimney Wall Hoods.....	9-3
		Chimney Wall Hood Accessories.....	9-4
MAINLINE RANGES	5-1	Pull-Out Hood/Accessories.....	9-5
Slide-in Ranges.....	5-1	Custom Insert.....	9-6
		Downdraft/Accessories.....	9-7
BENCHMARK RANGES	5B-1	INDEX	10-1
Slide-In Ranges	5B-1		
Accessories.....	5B-3		
MICROWAVES	6-1		
Over-the-Range Microwave Ovens.....	6-1		
Built-in Microwave Ovens.....	6-2		
BENCHMARK MICROWAVES	6B-1		
Over-the-Range Microwave Oven.....	6B-1		

FRENCH DOOR REFRIGERATOR

This price list supersedes all previous price lists. Prices listed herein do not include applicable state or local taxes.

Model Number	Description	MAP	MSRP
--------------	-------------	-----	------

All Bosch 800 Series Freestanding French Door Refrigerators Include the Following Features:

- SuperCool/SuperFreeze®
- Hidden Hinges
- Door Alarm
- Covered Dairy Bin

800 Series

36" Freestanding Counter-Depth French Door Refrigerator—Stainless Steel

- Home Connect™ Features
- 20.5 cu.ft.
- True Counter Depth
- 72" Height
- Dual Compressor and Dual Evaporator
- Easy-To-Clean Stainless Steel
- MultiAirFlow®
- Built-In Look
- Automatic VitaFreshPro™
- Dual Temperature and Humidity Controlled Crisper Drawers
- Dual Activated Internal Water Dispenser
- FlexBar™ With Shelving Accessories
- Freezer With Three-Tiered Shelving
- Full-Width Chiller Drawer
- SoftClose® Drawer Closing
- Ice Maker
- ENERGY STAR® Certified
- LED Lighting
- Adjustable Tempered Glass Shelving
- Gallon Door Storage Bins
- Ice Scoop



B36CL80SNS



B36CL80ENS

B36CL80SNS

Stainless Steel, Bar Handle

3,299 3,649

B36CL80ENS

Stainless Steel, Recessed Handle

3,399 3,749



FRENCH DOOR REFRIGERATOR

This price list supersedes all previous price lists. Prices listed herein do not include applicable state or local taxes.

Model Number	Description	MAP	MSRP
--------------	-------------	-----	------

800 Series

36" Freestanding Counter-Depth French Door Refrigerator—Stainless Steel

- | | | |
|---|---|---|
| <ul style="list-style-type: none"> • Home Connect™ Features • 20.8 cu.ft. • True Counter Depth • 72" Height • Dual Compressor and Dual Evaporator • Easy to Clean Stainless Steel • MultiAirFlow® • Built-In Look | <ul style="list-style-type: none"> • Automatic VitaFreshPro™ • Dual Temperature and Humidity Controlled Crisper Drawers (individual) • Dual Activated Internal Water Dispenser • FlexBar™ With Shelving Accessories • Freezer With Three-Tiered Shelving | <ul style="list-style-type: none"> • Full-Width Chiller Drawer • SoftClose® Freezer • Ice Maker • ENERGY STAR® Certified • LED Lighting • Adjustable Tempered Glass Shelving • Gallon Door Storage Bins • Ice Scoop |
|---|---|---|



B36CT80SNS

B36CT80SNB

B36CT81SNS



B36CT80SNS	Stainless Steel, Bar Handle	3,099	3,449
B36CT80SNB	Black Stainless Steel, Bar Handle	3,199	3,549
B36CT81SNS	Stainless Steel, Pro Handle	3,499	3,849

36" Freestanding Counter-Depth French Door Refrigerator

- | | | |
|--|---|---|
| <ul style="list-style-type: none"> • 20.7 cu.ft. • Counter Depth • 69" Height • Retractable Half Shelf • Dual Cycle & Dual Air-Cooled System • Retractable Half Shelf • Full-Width Chiller Drawer | <ul style="list-style-type: none"> • Humidity-Controlled Crisper Drawers • True Flat Door • Assisted Freezer Drawer Closing • Reduced-Energy Output Eco Mode • LED Lighting • Metal Rail Drawer | <ul style="list-style-type: none"> • Extraction System • Adjustable Tempered Glass Shelving • Clear Gallon Door Storage Bins • Ultraclarity® Water Filter • Ice Scoop • Toe Kick Trim Cover • Door Alarm |
|--|---|---|



B21CT80SNS

B21CT80SNS	Stainless Steel	2,999	3,299
-----------------------------------	------------------------	--------------	--------------

FRENCH DOOR REFRIGERATOR /SIDE-BY-SIDE

This price list supersedes all previous price lists. Prices listed herein do not include applicable state or local taxes.

Model Number	Description	MAP	MSRP
--------------	-------------	-----	------

800 Series

36" Freestanding Standard-Depth French Door Refrigerator—Stainless Steel

- | | | |
|---|---|--|
| <ul style="list-style-type: none"> • 25 cu.ft. • Standard Depth • ENERGY STAR® Qualified • Fingerprint Resistant Stainless Steel • Crisper Drawers • Storable Partial Shelf • MultiAirFlow™ Circulation System | <ul style="list-style-type: none"> • Updated Handle Design • All-Level LED Lighting • Full Size Deli Drawer • Frameless Exterior Ice and Water Dispenser Featuring SteelTouch® Controls • Quick Ice • Transparent Storage • Dispenser Control Lock | <ul style="list-style-type: none"> • Hide-Away Water Filter • Spill-Proof Tempered Glass Shelves • Adjustable Split Glass Shelving • Gallon Door Storage Bins • Bottle Holder |
|---|---|--|



B26FT50SNS



B26FT50SNS

Stainless Steel

2,799 3,099

300 Series

36" Side-by-Side—Stainless Steel

- | | | |
|---|--|---|
| <ul style="list-style-type: none"> • 20.2 cu.ft. • Counter Depth • Energy Star® Qualified • Fingerprint Resistant Stainless Steel • MultiAirFlow™ Circulation System | <ul style="list-style-type: none"> • SoftClose® Doors • MultiBox Storage Drawers • Easy Access Glass Shelf • LED Lighting • SuperCool/SuperFreeze® • Transparent Storage | <ul style="list-style-type: none"> • Dispenser Control Lock • Tempered Glass Shelves • Gallon Door Storage Bins • Hidden Hinges • Door Alarm • Egg Tray |
|---|--|---|



B20CS30SNS



B20CS30SNS

Stainless Steel

2,199 2,449

BOTTOM FREEZER

This price list supersedes all previous price lists. Prices listed herein do not include applicable state or local taxes.

Model Number	Description	MAP	MSRP
--------------	-------------	-----	------

All Bosch Freestanding Counter-Depth Two Door Bottom Freezer Refrigerators Include the Following Features:

- | | | |
|--|---|--|
| <ul style="list-style-type: none"> • Counter Depth • Reversible Doors • Wine Rack | <ul style="list-style-type: none"> • MultiAirFlow™ System • Spill-Proof Glass Shelves • Removable Freezer Bins | <ul style="list-style-type: none"> • CoolPaks • Door Alarm • ENERGY STAR® Certified |
|--|---|--|

800 Series

24" Freestanding Counter-Depth Two Door Bottom Freezer Refrigerator

- | | | |
|---|--|--|
| <ul style="list-style-type: none"> • 10 cu.ft. • 24" x 73" European Style | <ul style="list-style-type: none"> • Tempered Glass Refrigerator/Freezer Door • HydroFresh Humidity-Controlled Crisper | <ul style="list-style-type: none"> • LED Bright Lighting • Ice Trays |
|---|--|--|



<u>B10CB80NVB</u>	Black Glass Door	2,699	2,999
<u>B10CB80NVW</u>	White Glass Door	2,699	2,999
<u>B10CB80NVS</u>	Glass-on-Stainless Steel Door	2,699	2,999

24" Freestanding Counter-Depth Two Door Bottom Freezer Refrigerator—Stainless Steel

- | | | |
|--|---|--|
| <ul style="list-style-type: none"> • 11 cu.ft. • 24"x79" European Style • Hidden Hinges | <ul style="list-style-type: none"> • SuperCool/SuperFreeze® • AirFresh Filter® • Sidewall LED Lighting | <ul style="list-style-type: none"> • HydroFresh Humidity-Controlled Crisper • Telescopic Drawers • Internal Ice Maker |
|--|---|--|

<u>B11CB81SSS</u>	Stainless Steel, With Internal Ice Maker	2,799	3,099
--------------------------	---	--------------	--------------



B11CB81SSS



BOTTOM FREEZER

This price list supersedes all previous price lists. Prices listed herein do not include applicable state or local taxes.

Model Number	Description	MAP	MSRP
--------------	-------------	-----	------

800 Series

24" Built-in Two Door Bottom Freezer Refrigerator—Custom Panel

- | | | |
|--|--|---|
| <ul style="list-style-type: none"> • Home Connect™ Features • 9.6 cu.ft. • VitaFreshPro—Temperature and humidity controlled drawer • Installs True Flush | <ul style="list-style-type: none"> • Sidewall LED Theater Lighting • Full Length Cantilever Rack System • Full Width Shelving • Full Extension Drawers | <ul style="list-style-type: none"> • OptiFlex® Hinge • Electronic Controls • SuperCool/SuperFreeze® • Sabbath/Economy/Vacation Mode |
|--|--|---|

B09IB81NSP **24" Bottom-Freezer, Custom Panel** **2,199 2,449**



B09IB81NSP



24" Built-in Two Door Bottom Freezer Refrigerator—Custom Panel

- | | | |
|--|---|---|
| <ul style="list-style-type: none"> • Home Connect™ Features • 8.4 cu.ft. • VitaFreshPro—Temperature and humidity controlled drawer • Installs True Flush | <ul style="list-style-type: none"> • Recessed LED Theater Lighting • Garage Shelving • Full Width Shelving • Full Extension Drawers | <ul style="list-style-type: none"> • OptiFlex® Hinge • Electronic Controls • SuperCool/SuperFreeze® • Sabbath/Economy/Vacation Mode |
|--|---|---|

NEW B09IB91NSP **24" Bottom-Freezer, Custom Panel** **2,399 2,649**
 Available Q1/Q2 2020



B09IB91NSP



500 Series

24" Freestanding Counter-Depth Two Door Bottom Freezer Refrigerator—Stainless Steel Door

- | | | |
|--|---|--|
| <ul style="list-style-type: none"> • 11 cu.ft. • 24"x79" European Style • Hidden Hinges | <ul style="list-style-type: none"> • SuperCool/SuperFreeze® • AirFresh Filter® • Sidewall LED Lighting | <ul style="list-style-type: none"> • HydroFresh Humidity-Controlled Crisper • Telescopic Drawers |
|--|---|--|

B11CB50SSS **Stainless Steel** **2,599 2,899**



B11CB50SSS



BUILT-IN BOTTOM FREEZER

This price list supersedes all previous price lists. Prices listed herein do not include applicable state or local taxes.

Model Number	Description	MAP	MSRP
--------------	-------------	-----	------

All Bosch Benchmark Series Built-In Refrigerators Include the Following Features:

- Home Connect™ Capability
- Sidewall LED Theater Lighting
- OptiFlex® Hinge
- Carbon Air Filter
- SuperCool/SuperFreeze™
- Sabbath/Economy/Vacation Mode
- ENERGY STAR® Certified
- New Interior Design

Benchmark Series

30" Built-in Two Door Bottom Freezer Refrigerator—Custom Panel

- Home Connect™ Features
- 16.0 cu.ft.
- Tall Door Built-in Refrigeration
- Installs True Flush
- Dual Compressor and Evaporator
- Full Width Shelving
- Full Extension Drawers
- Temperature Controlled Deli Drawer
- Internal Ice Maker
- Water Filter
- TFT Controls
- Gallon Door Bins

B30IB900SP

30" Bottom-Freezer, Custom Panel

6,199 6,849



B30IB900SP



30" Built-in Two Door Bottom Freezer Refrigerator—Stainless Steel Panel

- Home Connect™ Features
- 16.0 cu.ft.
- Installs True Flush Or Framed
- Dual Compressor and Evaporator
- Full Width Shelving
- Full Extension Drawers
- Temperature Controlled Drawer
- Internal Ice Maker
- Water Filter
- Electronic Controls
- Gallon Door Bins

Pre-Assembled Package Includes: Flat Stainless Panels • Bosch Handles

B30BB930SS

30" Bottom-Freezer, Stainless Steel

7,499 8,249



B30BB930SS



BUILT-IN FRENCH DOOR BOTTOM FREEZER

This price list supersedes all previous price lists. Prices listed herein do not include applicable state or local taxes.

Model Number	Description	MAP	MSRP
--------------	-------------	-----	------

Benchmark Series

36" Fully-Integrated French Door Bottom Freezer Refrigerator—Custom Panel

- | | | |
|---|--|--|
| <ul style="list-style-type: none"> • Home Connect™ Features • 19.5 cu.ft. • Installs True Flush Or Framed • Dual Compressor and | <ul style="list-style-type: none"> • Evaporator • Full Width Shelving • Full Extension Drawers • Temperature Controlled Drawer | <ul style="list-style-type: none"> • Internal Ice Maker • Water Filter • TFT Controls • Gallon Door Bins |
|---|--|--|

B36IT900NP **36" French Door Bottom-Freezer, Custom Panel** **7,099** **7,849**

B36BT930NS **36" French Door Bottom-Freezer, Stainless Steel** **8,299** **9,149**



B36IT900NP



B36BT930NS



BUILT-IN SINGLE DOOR

This price list supersedes all previous price lists. Prices listed herein do not include applicable state or local taxes.

Model Number	Description	MAP	MSRP
--------------	-------------	-----	------

Benchmark Series

30" Built-in Single Door Refrigerator—Custom Panel

- | | | |
|---|--|---|
| <ul style="list-style-type: none"> • Home Connect™ Features • 17.2 cu.ft. • Tall Door Built-in Freezer | <ul style="list-style-type: none"> • Installs True Flush Or Framed • VitaFresh System • Full Width Shelving | <ul style="list-style-type: none"> • Full Extension Drawers • OptiFlex® Hinge • TFT Controls • Gallon Door Bins |
|---|--|---|

<u>B30IR900SP</u>	30" Freezer, Custom Panel Single Door	5,599	6,199
-----------------------------------	--	--------------	--------------



B30IR900SP



18" Built-In Single Door Freezer—Custom Panel

- | | | |
|--|---|--|
| <ul style="list-style-type: none"> • Home Connect™ Features • 8.6 cu.ft. | <ul style="list-style-type: none"> • Installs True Flush Or Framed • Internal Ice Maker | <ul style="list-style-type: none"> • Water Filter • TFT Controls |
|--|---|--|

<u>B18IF900SP</u>	18" Freezer, Custom Panel Single Door	4,599	5,099
-----------------------------------	--	--------------	--------------








B18IF900SP



This price list supersedes all previous price lists. Prices listed herein do not include applicable state or local taxes.

Accessories for Refrigeration

Model Number	Description	MAP	MSRP	Mainline						Benchmark					
				B26FT50SNS	B21CT80SNS	B21CT80SNB	B20CS30SNS	B21CL80SNS	B21CL81SNS	B20CS30SNS	B30IB900SP	B30BB930SS	B36IT900NP	B36BT930NS	B18IF900SP
	<u>BORPLFTR10</u> Replacement Water Filter	49	59	•	•	•	•			•	•	•	•	•	
	<u>BOHANDL50</u> Pro Handle Accessory Kit Kit Includes 2 Handles for Refrigerator, 1 Handle for Freezer, Hardware and Tool Necessary for Installation	299	329		•	•									
	<u>BFL18IF800</u> 18" Stainless Steel Flat Panel Freezer Door	450	499											•	
	<u>BFL30IR800</u> 30" Stainless Steel Flat Panel Freezer Door	550	649												•
	<u>B36HNDL800</u> 36" Handle for Single Door	100	109											•	•
	<u>HEATKITB80</u> Bosch Heater Kit	299	329								•	•	•	•	•

Please make sure to order HEATKITB80 when installation is less than 6" apart but not connected, or for nontraditional side-by-side combinations without freezer column. A HEATKITB80 is recommended for use with any installation in areas that are subject to extreme humidity.

This price list supersedes all previous price lists. Prices listed herein do not include applicable state or local taxes.

Model Number	Description	MAP	MSRP
--------------	-------------	-----	------

All Bosch 800 Series Dishwashers Include the Following Features:

Quiet Operation:

- Multiple Layers of Sound-Absorbing Insulation
- EcoSilence™ Dual Brushless Motor System
- Solid Molded Base* to Absorb Noise While Minimizing Vibration

Design:

- Integrated Control System
- Flush Installation With Full Size Tub
- Self-Latching Door
- **Touch Controls**
- InfoLight® Except for Front Control Models

- Time Remaining Display

Racks:

- 3 Step RackMatic®
- FlexSpace™ Tines
- 2 Flip Tines Upper Rack
- 16 Place Setting Capacity

Quality:

- EasyGlide™ Upper Rack
- Full Stainless Steel Tub
- 24/7 AquaStop® Leak Protection System
- Concealed Water Heating Element
- ENERGY STAR® Certified

- Easily Accessible 3-Stage Filtration System
- Quick Installation Kit Included
- Full Stainless Steel Tub

Efficiency:

- 269 KWh/yr

Performance:

- Six Wash Cycles: Heavy, Auto Wash, **Eco**, Normal Wash, Speed60, Rinse & Hold
- Five Options: Sanitize, **Delicate**, 24H Delay Start, Half Load, **CrystalDry™**

Introducing CrystalDry™—a patented drying technology that transforms moisture into heat to get dishes, including plastics, 60% drier. Available on all New 800 Series models.

*Based on aggregate average drying performance of Bosch Dishwashers with CrystalDry™ on combined household load including plastics, glass, steel, and porcelain as compared to Bosch Dishwashers with PureDry™. Drying performance may vary by dish type.

800 Series

Quietness:

- **40 dBA**
- InfoLight®

Racks:

- **MyWay™ 3rd Rack**
- **2 Flip Tines Lower Rack**
- Long Silverware Basket

Performance:

- Additional Options: **Eco**



SHPM88Z75N



SHXM88Z75N















SHVM88Z73N



<u>SHPM88Z75N</u>	Pocket Handle, Stainless Steel	1,399	1,549
<u>SHXM88Z75N</u>	Bar Handle, Stainless Steel	1,399	1,549
<u>SHVM88Z73N</u>	Fully Integrated – Requires Custom Panel	1,399	1,549



DISHWASHERS

This price list supersedes all previous price lists. Prices listed herein do not include applicable state or local taxes.

Model Number	Description	MAP	MSRP	
				800 Series
<i>Quietness</i>	<i>Racks</i>			
• 42 dBA	• Flexible 3rd Rack			
• InfoLight®	• Long Silverware Basket			
<u>SHEM78Z52N*</u>	Recessed Handle, White	1,149	1,299	 SHEM78Z55N
<u>SHEM78Z55N*</u>	Recessed Handle, Stainless Steel	1,149	1,299	 SHEM78Z55N
<u>SHEM78Z56N*</u>	Recessed Handle, Black	1,149	1,299	 SHEM78Z55N
<u>SHPM78Z52N</u>	Pocket Handle, White	1,149	1,299	 SHPM78Z54N
<u>SHPM78Z54N</u>	Pocket Handle, Black Stainless Steel	1,199	1,349	 SHPM78Z54N
<u>SHPM78Z55N</u>	Pocket Handle, Stainless Steel	1,149	1,299	 SHPM78Z54N
<u>SHPM78Z56N</u>	Pocket Handle, Black	1,149	1,299	 SHPM78Z54N
<u>SHXM78Z52N</u>	Bar Handle, White	1,199	1,349	 SHXM78Z55N
<u>SHXM78Z54N</u>	Bar Handle, Black Stainless Steel	1,249	1,399	 SHXM78Z55N
<u>SHXM78Z55N</u>	Bar Handle, Stainless Steel	1,199	1,349	 SHXM78Z55N
<u>SHXM78Z56N</u>	Bar Handle, Black	1,199	1,349	 SHXM78Z55N
<u>SHVM78Z53N</u>	Fully Integrated – Requires Custom Panel	1,199	1,349	 SHVM78Z53N

<i>Quietness</i>	<i>Racks</i>	<i>Performance</i>	
• 42 dBA	• Flexible 3rd Rack	• Home Connect™ Allows You to Remotely Monitor and Control With Wi-Fi Connectivity	 SHEM78ZH5N
	• Long Silverware Basket	• Additional Options: Remote Start	
<u>SHEM78ZH5N</u>	Recessed Handle, Stainless Steel	1,499	1,649

* No InfoLight®



This price list supersedes all previous price lists. Prices listed herein do not include applicable state or local taxes.

Model Number	Description	MAP	MSRP
--------------	-------------	-----	------

All Bosch 500 Series Dishwashers Include the Following Features:

Quietness

- 44 dBA
- InfoLight®

Design

- **Pocket Handle Design**
- Electronic Controls
- Time Remaining Display

Racks

- 16 Place Setting Capacity
- **Flexible 3rd Rack**
- 3 Step RackMatic®
- FlexSpace™ Tines
- **2 Flip Tines Upper Rack**

Quality

- Full Stainless Steel Tub
- 24/7 AquaStop®
- Easily Accessible 3-Stage Filtration System
- **EasyGlide™ Upper Rack**

Efficiency

- 269 kWh/yr

Performance

- Five Wash Cycles: Heavy, Auto Wash, Normal Wash, Speed60, Rinse & Hold
- Four Options: Sanitize, 24H Delay Start, Half Load, **AutoAir™**

Introducing AutoAir™—a new drying technology that automatically opens the door at the end of the drying cycle to let fresh air circulate for drier dishes. Available on all New 500 Series models.

500 Series

Racks

- Long Silverware Basket

Performance

- Additional Options: Delicate

<u>SHPM65Z52N</u>	Pocket Handle, White	999	1,099
<u>SHPM65Z55N</u>	Pocket Handle, Stainless Steel	999	1,099
<u>SHPM65Z56N</u>	Pocket Handle, Black	999	1,099
<u>SHXM65Z55N</u>	Bar Handle, Stainless Steel	1,049	1,199



SHPM65Z55N



SHXM65Z55N



This price list supersedes all previous price lists. Prices listed herein do not include applicable state or local taxes.

Model Number	Description	MAP	MSRP
--------------	-------------	-----	------

All Bosch 300 Series Dishwashers Include the Following Features:

Quietness

- 44 dBA
- InfoLight®
- Time Remaining Display

Design

- Electronic Controls

Racks

- 16 Place Setting Capacity
- Standard 3rd Rack
- 3 Step RackMatic®
- FlexSpace™ Tines
- 1 Flip Tine Upper Rack

Quality

- **Deeper Full Stainless Steel Tub**
- 24/7 AquaStop®
- Easily Accessible 3-Stage Filtration System

Efficiency

- 269 kWh/yr





Performance

- Five Wash Cycles: Auto Wash, Heavy, Normal Wash, Speed60, Rinse & Hold
- Four Options: Sanitize, Extra Dry, 24H Delay Start, Half Load

300 Series

Racks

- Long Silverware Basket

<u>SHEM63W52N*</u>	Recessed Handle, White	799	899	
<u>SHEM63W55N*</u>	Recessed Handle, Stainless Steel	849	949	
<u>SHEM63W56N*</u>	Recessed Handle, Black	799	899	
<u>SHSM63W52N</u>	Scoop Handle, White	799	899	
<u>SHSM63W55N</u>	Scoop Handle, Stainless Steel	849	949	
<u>SHSM63W56N</u>	Scoop Handle, Black	799	899	
<u>SHXM63W55N</u>	Bar Handle, Stainless Steel	899	999	
<u>SHXM63WS5N</u>	Bar Handle, Stainless Steel, Touch Controls, Water Softener	1,149	1,299	
<u>SHVM63W53N</u>	Fully Integrated – Requires Custom Panel	899	999	

* No InfoLight®



DISHWASHERS

This price list supersedes all previous price lists. Prices listed herein do not include applicable state or local taxes.

Model Number	Description	MAP	MSRP
--------------	-------------	-----	------

All Bosch 100 Series Dishwashers Include the Following Features:

Quality

- Anti-Finger Print Stainless Steel
- Filter Color Touch Point
- Stainless Steel Tub With Polypropylene
- **24/7 Overflow Protection**

Efficiency

- 269 kWh/year

Performance

- Up to Six Wash Cycles Including: Heavy, Auto, Normal, Speed 60 and Rinse & Hold
- Up to Five Performance Enhancing Options Including: Sanitize

100 Series

Quietness

- **48 dBA**
- InfoLight®

Design

- **Electronic Controls**
- **Time Remaining Display**

Racks

- 15-Place Setting Capacity
- **Standard 3rd Rack**
- **3 Step RackMatic®**
- **Upper & Lower Rack Flip Tines**
- Silverware Basket

Performance

- Additional Wash Cycles: Speed 60
- Additional Options: 24 H Delay Start, and Extra Dry



SHXM4AY55N



SHXM4AY54N

<u>SHXM4AY52N</u>	Bar Handle, White	699	799
<u>SHXM4AY54N</u>	Bar Handle, Black Stainless Steel	849	949
<u>SHXM4AY55N</u>	Bar Handle, Stainless Steel	749	849
<u>SHXM4AY56N</u>	Bar Handle, Black	699	799

Quietness

- 50 dBA

Design

- Electronic Scrolling Controls

Racks

- 14-Place Setting Capacity
- **Manual Upper Rack**
- **2 Flip Tines**
- Long Silverware Basket

Performance

- Additional Wash Cycles: **Delicate, Express**
- Additional Options: 3/6/9 H Delay Start



SHE3AR75UC




SHX3AR75UC

<u>SHE3AR72UC</u>	Recessed Handle, White	499	549
<u>SHE3AR75UC</u>	Recessed Handle, Stainless Steel With Silver Fascia	599	699
<u>SHE3AR76UC</u>	Recessed Handle, Black	499	549
<u>SHX3AR72UC</u>	Bar Handle, White	599	699
<u>SHX3AR75UC</u>	Bar Handle, Stainless Steel	699	799
<u>SHX3AR76UC</u>	Bar Handle, Black	599	699



DISHWASHERS

This price list supersedes all previous price lists. Prices listed herein do not include applicable state or local taxes.

Model Number	Description	MAP	MSRP
100 Series			
<p>Quietness</p> <ul style="list-style-type: none"> • 50 dBA <p>Design</p> <ul style="list-style-type: none"> • Standard Button Controls <p>Racks</p> <ul style="list-style-type: none"> • 14-Place Setting Capacity 	<ul style="list-style-type: none"> • Utility Rack • Manual Upper Rack • 2 Flip Tines • Long Silverware Basket 	<p>Performance</p> <ul style="list-style-type: none"> • Additional Wash Cycles: Delicate, Express • Additional Options: Delay Start 	 <p>SHEM3AY55N</p>
<u>SHEM3AY52N</u>	Recessed Handle, White	499	549
<u>SHEM3AY55N</u>	Recessed Handle, Stainless Steel With Silver Fascia	599	699
<u>SHEM3AY56N</u>	Recessed Handle, Black	499	549



SPECIAL APPLICATION/ADA DISHWASHERS

This price list supersedes all previous price lists. Prices listed herein do not include applicable state or local taxes.

Model Number	Description	MAP	MSRP
--------------	-------------	-----	------

All Bosch ADA Dishwashers Include the Following Features:

Design

- Time Remaining Display
- ADA Compliant Height (32" Tall)

Racks

- RackMatic®
- Flexible Silverware Basket

Quality

- Full Stainless Steel Tub
- 24/7 AquaStop® Plus
- Easily Accessible 3-Stage Filtration System
- Water Softener
- Made in Germany

Efficiency

- 259 kWh/yr

Performance

- Four Wash Cycles: Heavy, Auto, Normal, Rinse & Hold
- Three Options: Delicate, Sanitize, 24H Delay Start
- Extra Tall Item Sprinkler

800 Series EuroTub/ADA 18" and 24"

Quietness

- **44 dBA**
- **InfoLight®**

Racks

- **10 (18" Width)/
15 (24" Width)
Place Setting Capacity**
- **Standard 3rd Rack**

Quality

- **Vase Holder and Small Item Clips**

Performance

- Additional Wash Cycles:
Delicate, Express
- Additional Options:
ExtraShine®



SPE68U55UC



SPX68U55UC



SPV68U53UC

[SPE68U55UC*](#)

18" Recessed Handle, Stainless Steel

949 1,049

[SPX68U55UC](#)

18" Bar Handle, Stainless Steel

1,049 1,199

[SPV68U53UC](#)

18" Fully Integrated – Requires Custom Panel

1,049 1,199



SGE68X55UC

[SGE68X55UC*](#)

24" Recessed Handle, Stainless Steel

949 1,049

[SGX68U55UC](#)

24" Bar Handle, Stainless Steel

1,049 1,199



SGX68U55UC

[SGV68U53UC](#)

24" Fully Integrated – Requires Custom Panel

1,049 1,199



SGV68U53UC

300 Series EuroTub/ADA 18" and 24"

Quietness

- **46 dBA**

Racks

- **9 (18" Width)/
14 (24" Width)
Place Setting Capacity**

Performance

- Additional Options:
Extra Dry



SPE53U55UC

[SPE53U52UC](#)

18" Recessed Handle, White

849 949

[SPE53U55UC](#)

18" Recessed Handle, Stainless Steel

849 949

[SPE53U56UC](#)

18" Recessed Handle, Black

849 949



SGE53X55UC

[SGE53X52UC*](#)

24" Recessed Handle, White

849 949

[SGE53X55UC*](#)

24" Recessed Handle, Stainless Steel

849 949

[SGE53X56UC*](#)

24" Recessed Handle, Black

849 949

* No InfoLight®



This price list supersedes all previous price lists. Prices listed herein do not include applicable state or local taxes.

Model Number	Description	MAP	MSRP
--------------	-------------	-----	------

All Bosch Benchmark Series Dishwashers Include the Following Features:

Quiet Operation:

- Multiple Layers of Sound-Absorbing Insulation
- EcoSilence™ Dual Brushless Motor System
- Solid Molded Base to Absorb Noise While Minimizing Vibration

Design:

- Integrated Control System
- Flush Installation With Full Size Tub

- Self Latching Door
- InfoLight® Or TimeLight® Except for Front Control Models

Racks

- 3 Step RackMatic®
- DoubleFlex™ Silverware Basket

Quality:

- 24/7 AquaStop® Leak Protection System
- Concealed Heating Element

Efficiency

- 269 kWh/yr
- ENERGY STAR® Certified

Performance

- Six Cycles: Heavy, Auto Wash, Normal Wash, Speed60, Glass, Rinse & Hold
- Four Options: Sanitize, Delicate, 24H Delay Start, Half Load
- Corrugated Shaped Filter
- Quick Installation Kit Included

Introducing CrystalDry™—a patented drying technology that transforms moisture into heat to get dishes, including plastics, 60% drier. Available on all New 800 Series models.

*Based on aggregate average drying performance of Bosch Dishwashers with CrystalDry™ on combined household load including plastics, glass, steel, and porcelain as compared to Bosch Dishwashers with PureDry™. Drying performance may vary by dish type.

Benchmark® Series

Quietness

- **38 dBA**
- InfoLight®

Design

- Touch Screen Display
- Time Remaining Display

Racks

- 15 Place Setting Capacity
- Flexible Third Rack

- **6 Flip Tines Upper Rack**
- **8 Flip Tines Lower Rack**

Quality

- Full Stainless Steel Tub
- Interior Light
- **24/7 AquaStop® Plus**
- **Telescopic Glides on All 3 Loading Levels**
- **Stainless Steel Toekick**

- Water Softener
- Vase Holder and Small Item Clips
- Made in Germany

Performance

- Additional Wash Cycle: Express
- Additional Options: ExtraDry, SpeedPerfect, ExtraScrub



SHE89PW75N



SHX89PW75N



SHV89PW73N

<u>SHE89PW75N*</u>	Recessed Handle TFT Display, Stainless Steel	2,099	2,349
<u>SHX89PW75N</u>	Bar Handle TFT Display, Stainless Steel	2,099	2,349
<u>SHV89PW73N**</u>	Fully Integrated TFT Display Requires Custom Panel	2,099	2,349

Quietness

- 40 dBA
- InfoLight®

Design

- **Touch Screen Display**
- Time Remaining Display

Racks

- 16 Place Setting Capacity
- MyWay™ 3rd Rack
- FlexSpace™ Plus Tines

- 4 Flip Tines Upper Rack
- 2 Flip Tines Lower Rack

Quality

- Deeper Full Stainless Steel Tub
- **Interior Light**
- **EasyGlide™ Racks on All 3 Loading Levels**
- Water Softener

Performance

- Home Connect™ Allows You to Remotely Monitor and Control With Wi-Fi Connectivity
- Additional Wash Cycles: **Express**
- Additional Options: CrystalDry™, **Remote Start**, **SpeedPerfect**



SHE88PZ65N



SHX88PZ65N



SHV88PZ63N






<u>SHE88PZ65N*</u>	Recessed Handle TFT Display, Stainless Steel	1,849	2,049
<u>SHX88PZ65N</u>	Bar Handle TFT Display, Stainless Steel	1,849	2,049
<u>SHV88PZ63N</u>	Fully Integrated TFT Display Requires Custom Panel	1,849	2,049



* No InfoLight® ** 39 dBA

DISHWASHERS













This price list supersedes all previous price lists. Prices listed herein do not include applicable state or local taxes.

Model Number	Description	MAP	MSRP
Benchmark® Series			
<p>Quietness</p> <ul style="list-style-type: none"> • 40 dBA • TimeLight® <p>Design</p> <ul style="list-style-type: none"> • Touch Controls • Time Remaining Display 	<p>Racks</p> <ul style="list-style-type: none"> • 16 Place Setting Capacity • MyWay™ 3rd Rack • FlexSpace™ Plus Tines • 4 Flip Tines Upper Rack • 2 Flip Tines Lower Rack 	<p>Quality</p> <ul style="list-style-type: none"> • Deeper Full Stainless Steel Tub • EasyGlide™ Upper and Lower Rack • Water Softener <p>Performance</p> <ul style="list-style-type: none"> • Additional Options: CrystalDry™, ExtraScrub 	 SHP88PZ55N  SHX88PZ55N  SHV88PZ53N
<u>SHP88PZ55N</u>	Pocket Handle, Stainless Steel	1,599	1,799
<u>SHX88PZ55N</u>	Bar Handle, Stainless Steel	1,599	1,799
<u>SHV88PZ53N</u>	Fully Integrated – Requires Custom Panel	1,599	1,799
<p>Quietness</p> <ul style="list-style-type: none"> • 42 dBA • TimeLight® <p>Design</p> <ul style="list-style-type: none"> • Touch Controls • Time Remaining Display 	<p>Racks</p> <ul style="list-style-type: none"> • 16 Place Setting Capacity • MyWay™ 3rd Rack • FlexSpace™ Tines • 2 Flip Tines Upper Rack • 2 Flip Tines Lower Rack 	<p>Quality</p> <ul style="list-style-type: none"> • Deeper Full Stainless Steel Tub • EasyGlide™ Upper Rack <p>Performance</p> <ul style="list-style-type: none"> • Additional Options: CrystalDry™, ExtraScrub 	 SHP87PZ55N  SHX87PZ55N
<u>SHP87PZ55N</u>	Pocket Handle, Stainless Steel	1,349	1,499
<u>SHX87PZ55N</u>	Bar Handle, Stainless Steel	1,349	1,499



ACCESSORIES

This price list supersedes all previous price lists. Prices listed herein do not include applicable state or local taxes.

Model Number	Description	MAP	MSRP	100 Series	300 Series	500 Series	800 Series	Benchmark	SPV68U55UC
	<u>SMZPC002UC</u> Dishwasher 3-Prong Power Cord Kit (Rear Connection)	19	29		•	•	•	•	
	<u>SMZPCJB1UC</u> Junction Box Kit (alternate to the 3-Prong Power Cord Kit)	20	29	•	•	•	•	•	
	<u>SMZEP001UC</u> Edge Protector For Dishwasher Installations Through Metal Cabinetry, for Water/drain/electrical Lines	5	9	•	•	•	•	•	
	<u>SGZPC001UC</u> Dishwasher 3-Prong Power Cord 61"	19	29	•					
	<u>SMZSH002UC</u> Bosch Dishwasher Water Supply Hose	20	29		•	•	•	•	
	<u>SMZPCSH2UC</u> Bosch Dishwasher Water Supply Hose & Accessory Power Cord (Rear Connection)	40	49		•	•	•	•	
	<u>SGZ1010UC</u> Dishwasher Drain Hose Extension 76 3/4"	18	19	•	•	•	•	•	
	<u>SGZ9091UC</u> Dishwasher Softener Salt (4.4 lbs) – Models With Water Softener Only	16	19					• ¹	
	<u>SMZ1007UC</u> Bosch Dishwasher Bar Handle, Stainless Steel	59	69		• ²	• ²	• ²	• ²	
	<u>NEW SMZCD200UC</u> Flexible 3rd Rack	49	59	• ³	•	•	•	•	
	<u>SMZ5000</u> Dishwasher Accessory Kit With Extra Tall Item Sprinkler, Vase/Bottle Holder, 3 Plastic Item Clips and Small Item Basket	19	29		•	•	•	• ^{*1}	
	<u>SGZ1052UC</u> Dishwasher Accessory Kit With Extra Tall Item Sprinkler, Vase/Bottle Holder, 3 Plastic Item Clips and Small Item Basket	19	29	•					

1 Excludes SH_87PW55N models






2 Excludes SH_87PW55N models

3 Alternative for Models with Existing 3rd Racks Only (SHX84AYD5N, SHXM4AY5_N)



ACCESSORIES

This price list supersedes all previous price lists. Prices listed herein do not include applicable state or local taxes.

Model Number	Description	MAP	MSRP	100 Series	300 Series	500 Series	800 Series	Benchmark	SPV68U55UC
 <u>SMZ4026</u>	MyWay™ Rack Silverware Insert Accessory	20	29				• ¹	•	
 <u>SMZ5400</u>	MyWay™ Rack Large Silverware Insert Accessory	30	39				• ²	•	
 <u>SMZ4000UC</u>	Long Flexible Silverware Basket	25	29	•	•	•	•	•	
 <u>SMZ5002UC</u>	Anti-Tarnish Silverware Cassette With Clips	25	29	•	•	•	•	• ³	
 <u>SMZ5003</u>	18" Dishwasher Accessory Hinge for 4" Toekick Height Installation	150	169						•

1 SH_M98W7_N models only

2 SH_M98W7_N models only

3 Excludes SH_89PW7_N models

This price list supersedes all previous price lists. Prices listed herein do not include applicable state or local taxes.

Model Number	Description	MAP	MSRP
--------------	-------------	-----	------

All Bosch Washers Include the Following Features:

- EcoSilence™ BLDC Motor for Quieter Operation
- Improved Energy Efficiency and Performance
- Wave Profiled Stainless Steel Drum
- Anti-Vibration Circular Side Walls
- Spin Speed Up to 1400 rpm
- ENERGY STAR® Certified
- Energy Consumption 84 kWh/year
- Exceeds the March 2015 ENERGY STAR® Water Consumption Standards
- Child Lock
- Signal
- Internal Water Heater
- ActiveClean® System
- *Installation:* Stackable, Side-by-Side, Under Counter Or Pedestal Option
- 208–240 V

800 Series

24" Compact Washer

- Home Connect™ Features
- App Allows You to Operate Washer from Anywhere in the Home
- Easy Start Option for Your Wash Cycle
- Energy Management Information
- *Design:* White Cabinet With Chrome Illuminated Selection Dial and Chrome Door Ring
- Premium Large Touch Control Display
- Large 2.2 cu.ft. Capacity, Wash Up to 17.6 lbs Or 18 Bath Towels
- Interior LED Drum Light
- Clear Glass Window With Bosch Magneto
- Matching Dryer WTG865H2UC
- *Quality:* AquaStop® Plus Leak Protection System
- *Silence Level:* Washing/Spinning 50/71 dBA
- 14 Individually-Tailored Washing Programs: Super Quick 15 Min., Whitest Whites, Cotton, Permanent Press, Permanent Press Heavy Soil, Sanitize, Quick Wash 30 Min., Delicates, Hand Wash/Wool, Towels, Bulky/Large Items, Drum Clean, Spin/Drain, Rinse
- 10 Options: EcoPerfect, Prewash, Rinse Plus, Remote Start, Start/Pause, Finish in, Spin Speed, Temperature, SpeedPerfect™, Stains (Stains Program Treats Oil, Food Based, Red Wine and Grass Based Stains)
- Plugs Into Dryers WTG865H2UC, WTG865H3UC, WTG86402UC, WTG86401UC Or WTG86400UC



WAW285H2UC



<u>WAW285H2UC</u>	24" White Cabinet With Chrome Illuminated Selection Dial and Chrome Door Ring	1,549	1,749
--------------------------	--	--------------	--------------

500 Series

24" Compact Washer

- *Design:* White Cabinet With Silver/White Dial and Silver Door Ring
- Touch Control Display
- Large 2.2 cu.ft. Capacity, Wash Up to 17.6 lbs Or 18 Bath Towels
- Clear Glass Window With Bosch Magneto
- Matching Dryer WTG86401UC
- *Quality:* AquaShield® Hose Leak Protection System
- *Silence Level:* Washing/Spinning 52/72 dBA
- 15 Individually-Tailored Washing Programs: Cotton Normal, Cotton Light Soil, Permanent Press, Permanent Press Heavy Soil, Permanent Press Light Soil, Sanitize, Jeans, Quick Wash 30 Mins., Delicates, Hand Wash/Wool, Towels, Bulky/Large Items, Drum Clean, Drain, Rinse/Spin
- 6 Options: SpeedPerfect™, Temperature, Finish In, Extra Rinse, Prewash, Spin Speed, Start/Pause
- Plugs Into Dryers WTG865H2UC, WTG865H3UC, WTG86402UC, WTG86401UC Or WTG86400UC



WAT28401UC



<u>WAT28401UC</u>	24" White Cabinet With Silver/White Dial and Silver Door Ring	1,249	1,399
--------------------------	--	--------------	--------------



This price list supersedes all previous price lists. Prices listed herein do not include applicable state or local taxes.

Model Number	Description	MAP	MSRP
--------------	-------------	-----	------

300 Series

24" Compact Washer

- *Design:* White Cabinet With White Dial and White Door Ring
- Touch Control Display
- Large 2.2 cu.ft. Capacity, Wash Up to 15.4 lbs Or 16 Bath Towels
- Clear Glass Window
- Matching Dryer WTG86400UC
- *Silence Level:* Washing/Spinning 54/73 dBA
- 15 Individually-Tailored Washing Programs: Cotton Normal, Cotton Light Soil, Permanent Press, Permanent Press Heavy Soil, Permanent Press Light Soil, Jeans, Quick Wash 30 Mins., Heavy Duty, Delicates, Hand Wash/Wool, Allergen, Towels, Drum Clean, Drain, Rinse/Spin
- 6 Options: SpeedPerfect™, Temperature, Finish In, Extra Rinse, Prewash, Spin Speed, Start/Pause
- Plugs Into Dryers WTG865H2UC, WTG865H3UC, WTG86402UC, WTG86401UC Or WTG86400UC



WAT28400UC



WAT28400UC

24" White Cabinet With White Dial and White Door Ring

1,099 1,249



This price list supersedes all previous price lists. Prices listed herein do not include applicable state or local taxes.

Model Number	Description	MAP	MSRP
--------------	-------------	-----	------

All Bosch Dryers Include the Following Features:

- Large 4.0 cu.ft. Capacity
- Anti-Vibration Circular Side Walls
- Sensitive Drying System
- Start/Pause
- Child Lock
- Extra-Fine Lint Filter
- ActiveDry® System
- Installation:*
- Stackable, Side-by-Side, Under Counter Or Pedestal Option
- No Ducting Required
- Drain Pump and Hose Included
- Power Cord Included (4-Prong)

800 Series

24" Compact Condensation Dryer

- Home Connect™ Features
- App Allows You to Operate Dryer from Anywhere in the Home
- Easy Start Option for Your Dry Cycle
- Energy Management Information
- ENERGY STAR® Certified
- Stainless Steel Structured Drum
- Dry Up to 17.6 lbs Or 18 Bath Towels
- Interior LED Drum Light
- Clear Glass Window With Bosch Magneto
- Matching Washer WAW285H2UC

Design:

- White Cabinet With Chrome Illuminated Selection Dial and Chrome Door Ring
- Premium Large Touch Control Display
- Reversible Door (No Additional Parts Required)

Quality:

- Energy Consumption 311 kWh/year

Silence Level:

- 63 dBA

14 Individually-Tailored

Drying Programs:

- SuperQuick 15, Permanent Press, Jeans, Delicates,

Cotton, Towels, Time Dry, Quick 40, Anti Shrink, Sanitize, Quick Dry Auto, Hand Wash/Wool, Bulky Large Items, Air Fluff;

9 Options:

- Low Heat, Time Dry, Remote Start, Start/Pause, Finish in, Level Adjust, Dryness Level, End Signal, Wrinkle Block
- Washers WAW285H2UC, WAT28402UC, WAT28401UC, WAT28400UC Can Be Plugged Into Dryer



WTG865H3UC



NEW WTG865H3UC 24" Ventless Condensation Drying System 1,549 1,749
Chrome Illuminated Selection Dial and Chrome Door Ring

500 Series

24" Compact Condensation Dryer

- ENERGY STAR® Certified
- Design:*
- White Cabinet With Silver/White Dial and Silver Door Ring
- Touch Control Display
- Reversible Door (No Additional Parts Required)
- Stainless Steel Structured Drum
- Dry Up to 17.6 lbs Or 18 Bath Towels
- Clear Glass Window With
- Bosch Magneto
- Matching Washer WAT28401UC
- Quality:*
- Energy Consumption 311 kWh/year
- Silence Level:*
- 65 dBA
- 15 Individually-Tailored Drying Programs:*
- Cotton Extra Dry, Cotton Dry (Regular), Permanent Press Extra Dry, Permanent Press Dry, Permanent

Press Damp, Jeans, Quick Dry Auto, Air Fluff/No Heat, Time Dry Variable, Quick 40, Delicates, Sanitize, Hand Wash/Wool, Towels, Bulky/Large Items

6 Options:

- Dry Level, Time Dry, Finish In, Wrinkle Block, Low Heat, Signal
- Washers WAW285H2UC, WAT28402UC, WAT28401UC, WAT28400UC Can Be Plugged Into Dryer



WTG86401UC



WTG86401UC 24" Ventless Condensation Drying System 1,249 1,399
With Silver/White Dial and Silver Door Ring



This price list supersedes all previous price lists. Prices listed herein do not include applicable state or local taxes.

Model Number	Description	MAP	MSRP
--------------	-------------	-----	------

300 Series

24" Compact Condensation Dryer

Design:

- White Cabinet With White Dial and White Door Ring Touch Control Display
- Galvalume Drum
- Dry Up to 15.4 lbs Or 16 Bath Towels
- Clear Glass Window
- Matching Washer WAT28400UC

Quality:

- Energy Consumption 320 kWh/year

Silence Level:

- 67 dBA

15 Individually-Tailored Drying Programs:

- Cotton Extra Dry, Cotton Dry (Regular), Permanent Press Extra Dry, Permanent Press Dry, Permanent Press Damp, Jeans, Quick Dry Auto, Air Fluff/No Heat,

Time Dry Variable, Quick 40, Delicates, Heavy Duty, Sanitize, Hand Wash/Wool, Towels

6 Options:

- Dry Level, Time Dry, Finish In, Wrinkle Block, Low Heat, Signal
- Washers WAW285H2UC, WAT28402UC, WAT28401UC, WAT28400UC Can Be Plugged Into Dryer



WTG86400UC

WTG86400UC

**24" Ventless Condensation Drying System
White With White Dial and White Door Ring**

1,099 1,249



ACCESSORIES






This price list supersedes all previous price lists. Prices listed herein do not include applicable state or local taxes.

Model
Number

Description

MAP MSRP

Accessories for Laundry

				Washers				Dryers				
				WAW285H2UC	WAT28402UC	WAT28401UC	WAT28401UC	WTG865H2UC	WTG865H3UC	WTG86402UC	WTG86401UC	WTG86400UC
	<u>WMZ20600</u>	Drying Rack for Wool Items, Shoes, Etc. for Bosch 24" Dryers	79 89					•	•	•	•	•
	<u>WMZ20490</u>	Pedestal With Drawer for 24" Washer	See note below	•	•	•	•					
	<u>WMZ20500</u>	Pedestal With Drawer for 24" Dryer	See note below					•	•	•	•	•
	<u>WTZ11400UC</u>	Stacking Kit With Pull Out Tray	149 169	•	•	•	•	•	•	•	•	•
	<u>WTZ20410UC</u>	Stacking Kit Without Pull Out Tray	49 59	•	•	•	•	•	•	•	•	•

NOTE: Model no longer available.



This price list supersedes all previous price lists. Prices listed herein do not include applicable state or local taxes.

Model Number	Description	MAP	MSRP
--------------	-------------	-----	------

Built-in Coffee Machine

24" Built-in Coffee Machine

- Home Connect™ App Allows You to Prepare Coffee from Anywhere in the Home
- Within Minutes Prepare Espressos, Cappuccinos, Lattes, Macchiato and More
- MyFavorites Stores Up to 8 of Your Favorite Coffee Preferences
- Large TFT Color Touch Screen Interface
- Automatic System for Cleaning, Milk Steam Rinsing and Descaling
- AromaPro Provides Constant Pressure for an Enhanced Coffee Experience
- Grinding Settings for Dark Or Light Coffee
- CoffeeSensor Measures the Ground Coffee After Each Grinding Cycle
- OneTouch DoubleCup Dispenses Two Beverages At the Same Time
- Integrated Built-in Sensors Will Alert You When Coffee, Water Level Is Low
- AromaDouble Shot Prepares Extra-Strong Coffee With Less Bitterness
- Individual Cup Volume Allows You to Adjust Your Coffee Cup Size
- 1 lb. Bean Container
- 10-Cup Water Reservoir
- Stainless Steel 17 oz. Milk Container
- Built-In Drip Tray
- Soft-Closing Door
- 120 V



BCM8450UC



<u>BCM8450UC</u>	Bosch Built-In Coffee Machine	3,299	3,649
----------------------------------	--------------------------------------	--------------	--------------

Accessories for Coffee Machine

Accessories for Coffee Machine				BCM8450UC
	<u>HEZCMT3050</u>	30" SS Trim Kit	399 439	•

For coffee accessories, please see the Cleaners & Accessories Price List in the Sales SharePoint.

This price list supersedes all previous price lists. Prices listed herein do not include applicable state or local taxes.

Model Number	Description	MAP	MSRP
--------------	-------------	-----	------

All Bosch Slide-In Ranges Include the Following Features:

- The Bosch Slide-in Range Fits in Any Freestanding Range Cutout
- 400 W Warming Drawer
- Touch Control for Easier Operation of the Oven
- Temperature Conversion for Convection Cooking
- 2–4 hr Time-Adjustable Self Clean
- Extra Large Door Window
- Star-K Certified 100°–450°F
- Rear Vent Trim Included

800 Series

30" Induction Slide-in Range

- 17 Heat Levels
- A 11" Heating Element Offers 3,700 W of Power
- Easier to Clean and More Efficient
- SpeedBoost®
- Each Element Has an Independent Countdown Timer
- ChildLock
- SafeStart
- 11 Specialized Cooking Modes
- 2,000 W Convection Ring Element
- Genuine European Convection
- Temperature Probe
- Fast Preheat™
- One Oven Light
- Large Oven Capacity At 4.6 cu.ft
- Recessed 8-Pass 3,800 W Broil Element
- Powerful 2,400 W 4-Pass Bake Element
- Electrical Supply: 40 A



H1I8056U



H1I8046U

LR: 9" @ 2,200 W/3,700 W (SpeedBoost®)	RR: 11" @ 2,600 W/3,700 W (SpeedBoost®)
LF: 6" @ 1,400 W/2,200 W (SpeedBoost®)	RF: 6" @ 1,400 W/2,200 W (SpeedBoost®)

<u>H1I8056U</u>	Stainless Steel	3,399	3,749
<u>H1I8046U</u>	Black Stainless Steel	3,499	3,849

30" Dual Fuel Slide-in Range

- Powerful 18,000 BTU Center Burner
- Heavy-Duty Metal Knobs
- Low-Profile Continuous Grate Design
- Stainless Steel Maintop
- 11 Specialized Cooking Modes
- 2,000 W Convection Ring Element
- Genuine European Convection
- Temperature Probe
- Fast Preheat™
- 5 Burners Add Flexibility to Your Cooking
- Two Oven Lights
- Kitchen Timer
- Large Oven Capacity At 4.6 cu.ft.
- Recessed 8-Pass 3,800 W Broil Element
- Powerful 2,400 W 4-Pass Bake Element
- LP Conversion Kit Included
- Electrical Supply: 30 A



HDI8056U

LR: 5,000 BTU (NG)	C: 18,000 BTU (NG)	RR: 5,000 BTU (NG)
LF: 10,000 BTU (NG)		RF: 15,000 BTU (NG)

<u>HDI8056U</u>	Stainless Steel	2,699	2,999
------------------------	------------------------	--------------	--------------

SLIDE-IN RANGES

This price list supersedes all previous price lists. Prices listed herein do not include applicable state or local taxes.

Model Number	Description	MAP	MSRP
--------------	-------------	-----	------

800 Series

30" Gas Slide-in Range

- Powerful 18,000 BTU Center Burner
- Heavy-Duty Metal Knobs
- Low-Profile Continuous Grate Design
- Stainless Steel Maintop
- 9 Specialized Cooking Modes
- Standard Convection
- 5 Burners Add Flexibility to Your Cooking
- Kitchen Timer
- Large Oven Capacity At 4.8 cu.ft.
- 18,000 BTU Bake Burner
- 12,500 BTU Broil Burner
- LP Conversion Kit Included
- Electrical Supply: 15 A

LR: 5,000 BTU (NG)	C: 18,000 BTU (NG)	RR: 5,000 BTU (NG)
LF: 10,000 BTU (NG)		RF: 15,000 BTU (NG)

<u>HGI8056UC</u>	Stainless Steel	2,299	2,549
<u>HGI8046UC</u>	Black Stainless Steel	2,399	2,649



HGI8056UC



HGI8046UC

30" Electric Slide-in Range

- 2,000 W Convection Ring Element
- Genuine European Convection
- Heavy-Duty Metal Knobs
- 11 Specialized Cooking Modes
- Fast Preheat™
- Kitchen Timer
- Large Oven Capacity At 4.6 cu.ft.
- Recessed 8-Pass 3,800 W Broil Element
- Powerful 2,400 W 4-Pass Bake Element
- Electrical Supply: 40 A

LR: 6" @ 1,200 W	C: 6" @ 100 W Warming Element	RR: 6" @ 1,200 W
LF: 9"/6" @ 3,000 W/1,400 W		RF: 9.5" @ 3,200 W

<u>HEI8056U</u>	Stainless Steel	2,199	2,449
<u>HEI8046U</u>	Black Stainless Steel	2,299	2,549



HEI8056U



HEI8046U

This price list supersedes all previous price lists. Prices listed herein do not include applicable state or local taxes.

Model Number	Description	MAP	MSRP
--------------	-------------	-----	------

All Bosch Benchmark Slide-In Ranges Include the Following Features:

- The Bosch Slide-in Range Fits in Any Freestanding Range Cutout
- QuietClose® Door
- A Full-Extension Telescopic Rack
- 400 W Warming Drawer
- Touch Control for Easier Operation of the Oven
- Temperature Conversion for Convection Cooking
- 2–4 hr Time-Adjustable Self Clean
- Temperature Probe
- Two Oven Lights
- Kitchen Timer
- Extra Large Door Window
- Star-K Certified 100°–450° F
- Rear Vent Trim Included

Benchmark Series

30" Induction Slide-in Range

- FlexInduction® Cooktop Can Combine Two Cooking Zones Into One Continuous Surface
- PowerMove™
- 17 Heat Levels
- A 11" Heating Element Offers 3,700 W of Power
- Faster Than Gas Or Electric
- Easier to Clean and More Efficient
- SpeedBoost®
- PotSense
- Each Element Has an Independent Countdown Timer
- PreciseSelect®
- ChildLock
- SafeStart
- 2,000 W Convection Ring Element
- Genuine European Convection
- Fast Preheat™
- Star-K Certified 100°–450° F
- Large Oven Capacity At 4.6 cu.ft
- Recessed 8-Pass 3,800 W Broil Element
- Powerful 2,400 W 4-Pass Bake Element
- Electrical Supply: 40 A



HIIP056U

LR : 8" x 9" @ 2,200 W/3,600 W (SpeedBoost®)	RR: 11" @ 2,600 W/3,700 W (SpeedBoost®)	Full Zone: 16" x 9" @ 3,300 W/3,600 W (SpeedBoost®)
LF: 8" x 9" @ 2,200 W/3,600 W (SpeedBoost®)	RF: 6" @ 1,400 W/2,200 W (SpeedBoost®)	

HIIP056U **30" Induction Slide-in Range** **3,799 4,199**

30" Dual Fuel Slide-in Range

- Powerful 20K BTU Center Dual-Stacked Burner Designed for Faster Boiling and Low Simmer
- Heavy-Duty Metal Knobs
- Low-Profile Continuous Grate Design
- Stainless Steel Maintop
- 11 Specialized Cooking Modes
- **2,000 W Convection Ring Element**
- Genuine European Convection
- Fast Preheat™
- 5 Burners Add Flexibility to Your Cooking
- Large Oven Capacity At 4.6 cu.ft.
- Recessed 8-Pass 3,800 W Broil Element
- Powerful 2,400 W 4-Pass Bake Element
- LP Conversion Kit Included
- Electrical Supply: 30 A



HDIP056U

LR: 5,000 BTU (NG)	C: 20,000 BTU (NG) Dual-Stacked	RR: 5,000 BTU (NG)
LF: 10,000 BTU (NG)		RF: 15,000 BTU (NG)

HDIP056U **30" Dual-Fuel Slide-in Range** **2,999 3,299**

SLIDE-IN RANGES

This price list supersedes all previous price lists. Prices listed herein do not include applicable state or local taxes.

Model Number	Description	MAP	MSRP
--------------	-------------	-----	------

Benchmark Series

30" Gas Slide-in Range

- Powerful 20K BTU Center Dual-Stacked Burner Designed for Faster Boiling and Low Simmer
- Heavy-Duty Metal Knobs
- Low-Profile Continuous Grate Design
- Stainless Steel Maintop
- 9 Specialized Cooking Modes
- Standard Convection
- 5 Burners Add Flexibility to Your Cooking
- Large Oven Capacity At 4.8 cu.ft.
- 18,000 BTU Bake Burner
- 12,500 BTU Broil Burner
- LP Conversion Kit Included
- Electrical Supply: 15 A



HGIP056UC

LR: 5,000 BTU (NG)	C: 20,000 BTU (NG) Dual-Stacked	RR: 5,000 BTU (NG)
LF: 10,000 BTU (NG)		RF: 15,000 BTU (NG)

HGIP056UC **30" Gas Slide-in Range** **2,899 3,199**

30" Electric Slide-in Range

- Cook With 6", 9" Or 12" Elements
- Heavy-Duty Metal Knobs
- 11 Specialized Cooking Modes
- 2,000 W Convection Ring Element
- Genuine European Convection
- Fast Preheat™
- Large Oven Capacity At 4.6 cu.ft.
- Recessed 8-Pass 3,800 W Broil Element
- Powerful 2,400 W 4-Pass Bake Element
- Electrical Supply: 40 A















HEIP056U

LR: 6" @ 1,200 W	C: 6" @ 100 W Warming Element	RR: 6" @ 1,200 W
LF: 6"/9"/12" @ 1,050 W/1,950 W/3,000 W		RF: 9.5" @ 3,200 W

HEIP056U **30" Electric Slide-in Range** **2,799 3,099**

ACCESSORIES

This price list supersedes all previous price lists. Prices listed herein do not include applicable state or local taxes.

Model Number	Description	MAP	MSRP	Induction	Electric	Gas	Dual Fuel
Accessories for Ranges							
	Stainless Steel Pan With Aluminum Core Optimized for Cooking With AutoChef® Element • Superior Heat Distribution			•	•	•	•
	HEZ390230 10" Pan for 8" and 9" Elements	119	139				
	HEZ390220 9" Pan for 7" Element	99	109	•	•	•	•
	HEZ390210 8" Pan for 6" Element	89	99	•	•	•	•
	Non-Stick Induction Grill Non-Stick Cast Aluminum with a Thick Ferromagnetic Base • Ideal For Grilling Meats, Seafood and Vegetables			•			
	NEW HEZ9GR37UC 17" x 9" Grill Pan	249	279				
	HEZ298102 Wok Ring—Attaches to Grates	69	79			•	
	HEZGR301 Griddle for on Top of Gas Grates	139	159			•	
	HEZTR301 Gliding Telescopic Rack	279	309	•	•	•	
	HEZBS301 4" Low Back Accessory for Electric and Induction Slide-in Ranges	249	279	•	•		
	HGZBS301 4" Low Back Accessory for Gas Slide-in Ranges	219	249			•	
	HDZBS301 4" Low Back Accessory for Dual-Fuel Slide-in Ranges	249	279				•
	HGZIT301 Island Trim Accessory For Use in Gas Range Island Applications	219	249			•	
	HDZIT301 Island Trim Accessory For Use in Dual-Fuel Range Island Applications	249	279				•

OVER-THE-RANGE MICROWAVE OVENS

This price list supersedes all previous price lists. Prices listed herein do not include applicable state or local taxes.

Model Number	Description	MAP	MSRP
--------------	-------------	-----	------

All Bosch Over-the-Range Microwaves Include the Following Features:

- Design-Matched for Use in Combination With Bosch Range Or Cooktop
- Exclusive Stainless Steel Handle
- Easy to Read White LCD Display
- Easy to Use Touch Control
- Side-Hinged Door Allows Full Access to Microwave Cavity
- Installation for Recirculation Or Outside Venting
- Reheat Setting
- Potato Program
- Automatic Defrost
- Popcorn Program
- Timer With Cook Time and Automatic Shut Off Function
- Convenient Kitchen Timer
- Easily Adds 30 Seconds to Cooking Time
- 10 Microwave Power Levels
- Plugs Into Standard 110 V, 3-Prong Outlet

800 Series

30" Over-the-Range Convection Microwave

- Easy-Clean Stainless Steel Vent Cover
- 1.8 cu.ft. Large Oven Capacity
- Large 14 3/16" Glass Turntable
- 8 Sensor Programs
- Four-Speed Vent With Up to 385 CFM Power
- Two LED Lights for Bright Cooktop Illumination
- Convection Cooking
- Full Stainless Steel Cavity



HMV8044U



HMV8053U

<u>HMV8044U</u>	Black Stainless Steel	799	899
<u>HMV8053U</u>	Stainless Steel	749	849

500 Series

30" Over-the-Range Microwave

- Easy-Clean Stainless Steel Vent Cover
- 2.1 cu.ft. Large Oven Capacity
- Large 14 3/16" Glass Turntable
- 8 Sensor Programs
- Four-Speed Vent With Up to 385 CFM Power
- Two LED Lights for Bright Cooktop Illumination
- Double Microwave Distribution System



HMV5053U

<u>HMV5053U</u>	Stainless Steel	549	649
---------------------------------	------------------------	------------	------------

300 Series

30" Over-the-Range Microwave

- Stainless Steel Colored Vent Grid
- 1.6 cu.ft. Large Oven Capacity
- Large 13 1/2" Glass Turntable
- Three-Speed Vent With Up to 300 CFM Power
- Two Surface Lights for Bright Cooktop Illumination



HMV3053U

<u>HMV3053U</u>	Stainless Steel	449	499
---------------------------------	------------------------	------------	------------

BUILT-IN MICROWAVE OVENS

This price list supersedes all previous price lists. Prices listed herein do not include applicable state or local taxes.

Model Number	Description	MAP	MSRP
--------------	-------------	-----	------

800 Series

27" and 30" Speed Ovens

- Cooks Faster Than a Traditional Oven and Can Also Be Used As a Microwave
- LCD Display and LED Light
- 1.6 cu.ft. Overall Capacity
- Nine SpeedChef® Cooking Cycles
- Convection Broil and Convection Bake Modes
- Seven Auto Sensor Microwave Cycles
- 1,000 W Microwave
- 1,750 W Broil Element
- 600 W Bake Element
- 1,700 W Convection Element
- Electrical Connection – 120 V NEMA 5-20 3-Prong Plug for HMC80152UC and HMC87152UC; 240 V Direct Wire for HMC80252UC and HMC80242UC
- Electric Load – 20 A
- Kitchen Timer and Panel Lock Setting
- Stainless Steel Cooking Interior
- Cut-Resistant Metal Turntable and Separate Ceramic Cooking Tray
- Multi-Use Oven Rack
- Wall Or Under Counter Approved Installation



HMC80152UC



HMC80242UC

<u>HMC80252UC</u>	30" 240 V Speed Oven, Stainless Steel	1,949	2,149
<u>HMC80242UC</u>	30" 240 V Speed Oven, Black Stainless Steel	1,999	2,199
<u>HMC80152UC</u>	30" 120 V Speed Oven, Stainless Steel	1,749	1,949

<u>HMC87152UC</u>	27" 120 V Speed Oven, Stainless Steel	1,749	1,949
-----------------------------------	--	--------------	--------------

24" and 30" Drawer Microwave Oven

- Touch Control With White Display
- 1.2 cu.ft. Overall Capacity
- Microwave Power: 950 W
- 10 Power Levels
- Sensor Cooking
- Door Opens and Closes Through Touch Control
- Can Be Installed Flush



HMD8053UC



HMD8451UC

<u>HMD8053UC</u>	30" Drawer Microwave, Stainless Steel	1,599	1,799
<u>HMD8451UC</u>	24" Drawer Microwave, Stainless Steel	1,499	1,649

BUILT-IN MICROWAVE OVENS

This price list supersedes all previous price lists. Prices listed herein do not include applicable state or local taxes.

Model Number	Description	MAP	MSRP
--------------	-------------	-----	------

500 Series

24" Speed Oven

- Cooks Faster Than a Traditional Oven and Can Also Be Used As a Microwave
- LCD Display and LED Light
- 1.6 cu.ft. Overall Capacity
- Nine SpeedChef® Cooking Cycles
- Convection Broil and Convection Bake Modes
- Seven Auto Sensor Microwave Cycles
- 1,000 W Microwave
- 1,750 W Broil Element
- 600 W Bake Element
- 1,700 W Convection Element
- Electrical Connection – 120 V NEMA 5-20 3-Prong Plug
- Electric Load – 20 A
- Kitchen Timer and Panel Lock Setting
- Stainless Steel Cooking Interior
- Cut-Resistant Metal Turntable and Separate Ceramic Cooking Tray
- Multi-Use Oven Rack
- Wall Or Under Counter Approved Installation (Not Under a Cooktop)



HMC54151UC

<u>HMC54151UC</u>	24" 120 V Speed Oven, Stainless Steel	1,699	1,899
--------------------------	--	--------------	--------------

27" and 30" Built-in Microwave Touch Control With Drop Down Door

- LCD Display and LED Light
- 1.6 cu.ft. Overall Capacity
- 14 1/8" Glass Turntable
- Microwave Power: 950 W
- 10 Power Levels
- Sensor Cooking
- Sensor Reheat
- No Trim Kit Required
- Plugs Into a Standard 120 V, 3-Prong Outlet



HMB50152UC


<u>HMB50152UC</u>	30" Microwave, Stainless Steel	1,249	1,399
--------------------------	---------------------------------------	--------------	--------------

<u>HMB50162UC</u>	30" Microwave, Black	1,249	1,399
--------------------------	-----------------------------	--------------	--------------

<u>HMB57152UC</u>	27" Microwave, Stainless Steel	1,249	1,399
--------------------------	---------------------------------------	--------------	--------------

OVER-THE-RANGE MICROWAVE OVEN

This price list supersedes all previous price lists. Prices listed herein do not include applicable state or local taxes.

Model Number	Description	MAP	MSRP
Benchmark Series			
30" Over-the-Range Convection Microwave			
<ul style="list-style-type: none"> • Design Matched for Use in Combination With Bosch Range Or Cooktop • Exclusive Stainless Steel Handle • Easy-Clean Stainless Steel Vent Cover • Easy to Read White LCD Display • 1.8 cu.ft. Large Oven Capacity • Large 14 ³/₁₆" Glass Turntable • Easy to Use Touch Control • Side-Hinged Door Allows 	<ul style="list-style-type: none"> • Full Access to Microwave Cavity • Installation for Recirculation Or Outside Venting • Reheat Setting • Potato Program • Automatic Defrost • Popcorn Program • Timer With Cook Time and Automatic Shut Off Function • Convenient Kitchen Timer • Easily Adds 30 Seconds to 	<ul style="list-style-type: none"> • Cooking Time • 10 Microwave Power Levels • 8 Sensor Programs • Four-Speed Vent With Up to 385 CFM Power • Two 30 W LED Lights for Bright Cooktop Illumination • Convection Cooking • Full Stainless Steel Cavity • Heavy-Duty Mesh Ventilation Filter • Triple Distribution System • Plugs Into Standard 110 V, 3-Prong Outlet 	 <p>HMVP053U</p>
<u>HMVP053U</u>	Stainless Steel	799	899

This price list supersedes all previous price lists. Prices listed herein do not include applicable state or local taxes.

Model Number	Description	MAP	MSRP
--------------	-------------	-----	------

All Bosch 800 Series 27" and 30" Built-In Ovens Include the Following Features:

- QuietClose® Door
- A Full-Extension Telescopic Rack
- Designed to Be Installed Flush With Your Cabinetry
- Compatible With Most Existing Cut-Outs
- 15 Oven Modes
- Custom Cooking Modes: Pizza, Pie, Warm and Proof
- Genuine European Convection
- Temperature Conversion for Convection Cooking
- Touch Control With SteelTouch™ Buttons Makes Operating the Oven Easier
- Temperature Probe Takes Guesswork Out of Cooking
- Fast Preheat™ Reduces Preheat Time
- 2, 3, and 4-Hour Self-Clean Cycles
- Two Oven Lights
- Timer With Cook Time and Delay Start Function
- Extra Large Door Window for Easy Monitoring of Cooking Process
- Star-K Certified 100°–450°F
- Large Capacity At 4.6 cu.ft. (3.9 cu.ft. for 27")
- Recessed 8-Pass Broil Element for Increased Capacity and Safety

800 Series

27" Single Wall Oven

[HBN8451UC](#)

27" Stainless Steel

2,499 2,749



HBN8451UC

30" Single Wall Ovens

- Home Connect™ Features. Remotely Monitor and Control the Wall Oven With Wi-Fi Connectivity

[HBL8453UC](#)

30", Single Wall Oven, Stainless Steel

2,649 2,949



HBL8453UC

[HBL8463UC](#)

30", Single Wall Oven, Black

2,649 2,949



HBL8463UC

[HBL8443UC](#)

30", Single Wall Oven, Black Stainless Steel

2,849 3,149



HBL8443UC



This price list supersedes all previous price lists. Prices listed herein do not include applicable state or local taxes.

Model Number	Description	MAP	MSRP
--------------	-------------	-----	------

800 Series

27" and 30" Double Wall Oven

- 15 Upper Oven Modes
- 6 Lower Oven Modes
- Genuine European Convection in Upper Oven
- Thermal Cooking With Bake, Broil, Roast and Warm in Lower Oven



HBL8651UC



HBL8661UC



HBL8642UC

<u>HBL8651UC</u>	30" Stainless Steel	3,599	3,999
<u>HBL8661UC</u>	30" Black	3,499	3,849
<u>HBL8642UC</u>	30" Black Stainless Steel	3,799	4,199

<u>HBN8651UC</u>	27" Stainless Steel	3,599	3,999
----------------------------------	----------------------------	--------------	--------------

30" Speed Combination Oven

- Home Connect™ Features. Remotely Monitor and Control the Lower Wall Oven With Wi-Fi Connectivity
- Combination Oven Featuring a Speed Oven and Wall Oven With Touch Control
- Speed Oven Cooks Faster Than a Traditional Oven
- Speed Oven: For Additional Details Please Review SKU HMC80252UC (See Page 6-7)
- 15 Lower Oven Modes



HBL8753UC



HBL8743UC

<u>HBL8753UC</u>	30", Combo, Stainless Steel,	4,599	5,099
<u>HBL8743UC</u>	30", Combo, Black Stainless Steel,	4,999	5,499

This price list supersedes all previous price lists. Prices listed herein do not include applicable state or local taxes.

Model Number	Description	MAP	MSRP
--------------	-------------	-----	------

800 Series

30" Microwave Combination Oven

- Home Connect™ Features. Remotely Monitor and Control the Lower Wall Oven With Wi-Fi Connectivity
- Combination Oven Featuring a Microwave and Wall Oven With Touch Control
- 1.6 cu.ft. Capacity Microwave With Drop Down Door and LCD Display
- 15 Lower Oven Modes

HBL87M53UC

30", Stainless Steel

3,999 4,399



HBL87M53UC



This price list supersedes all previous price lists. Prices listed herein do not include applicable state or local taxes.

Model Number	Description	MAP	MSRP
--------------	-------------	-----	------

All Bosch 500 Series 27" and 30" Built-In Ovens Include the Following Features:

- Heavy-Duty Metal Knobs for a Premium Look and Feel
- Compatible With Most Existing Cut-Outs
- Designed to Be Installed Flush With Your Cabinetry
- 2, 3, and 4-Hour Self-Clean Cycles
- One Oven Light
- Kitchen Timer
- Extra Large Door Window for Easy Monitoring of Cooking Process
- Star-K Certified 100°–450°F
- Large Capacity At 4.6 cu.ft. (3.9 cu. ft. for 27")
- Recessed 8-Pass Broil Element for Increased Capacity and Safety

500 Series

27" and 30" Single Wall Oven, European Convection

- Genuine European Convection
- 14 Oven Modes
- Temperature Conversion for Convection Cooking
- Custom Cooking Modes: Pizza, Pie, Warm and Proof



HBL5451UC

HBL5451UC **30" Stainless Steel** **2,199 2,449**

HBN5451UC **27" Stainless Steel** **2,199 2,449**

30" Single Wall Ovens, Thermal Cooking

- Thermal Cooking With Bake, Broil, Roast, and Warm
- 6 Oven Modes



HBL5351UC

HBL5351UC **30" Stainless Steel** **1,899 2,099**

27" and 30" Double Wall Oven, European Convection (Upper Cavity)

- Genuine European Convection in Upper Oven
- 14 Upper Oven Modes
- Custom Cooking Modes Upper Oven: Pizza, Pie, Warm and Proof
- Thermal Cooking With Bake, Broil, Roast and Warm in Lower Oven
- Temperature Conversion for Convection Cooking in Upper Oven



HBL5651UC

HBL5651UC **30" Stainless Steel** **3,199 3,549**

HBN5651UC **27" Stainless Steel** **3,199 3,549**

This price list supersedes all previous price lists. Prices listed herein do not include applicable state or local taxes.

Model Number	Description	MAP	MSRP
--------------	-------------	-----	------

500 Series

30" Double Wall Oven, Thermal Cooking

- Thermal Cooking With Bake, Broil, Roast and Warm in Both Cavities

HBL5551UC

30" Stainless Steel

2,899 3,199



HBL5651UC

30" Microwave Combination Oven

- Combination Oven Featuring a Microwave and Wall Oven With Stainless Steel Knobs
- 1.6 cu.ft. Capacity Microwave With Drop Down Door and LCD Display
- Genuine European Convection in Lower Oven

HBL57M52UC

30" Stainless Steel

3,499 3,849



HBL57M52UC

This price list supersedes all previous price lists. Prices listed herein do not include applicable state or local taxes.

Model Number	Description	MAP	MSRP
--------------	-------------	-----	------

All Bosch 500 Series 24" Built-In Ovens Include the Following Features:

- Oven Is Perfect for Kitchens With a Smaller Footprint
- Designed to Be Installed Flush With Your Cabinetry
- Genuine European Convection Ensures Even Cooking and Baking Results on Multiple Racks
- Halogen Light to Better Monitor Cooking Progress
- Kitchen Timer

500 Series

24" Single Wall Oven, European Convection

- Home Connect™ Features. Remotely Monitor and Control the Wall Oven With Wi-Fi Connectivity
- 24" Touch Control Bosch Wall Oven With Full Color TFT Display
- 12 Oven Modes
- Designed With Black Glass Door and a Unique Ring Control
- Custom Cooking Modes: Convection Multi-Rack, Bake, Pizza, Roast, Proof, Convection Broil, Broil, Slow Cooking, Defrost, Plate Warming, Warming
- Sabbath Mode
- EcoClean® Coating Uses Heat to Burn Off Most Grease
- Three Standard Racks
- Capacity At 2.5 cu.ft.



HBE5452UC



HBE5452UC 24" Stainless Steel 2,099 2,349

24" Single Wall Oven, European Convection

- Telescopic Extension Rail
- Knob Control
- 9 Oven Modes
- Custom Cooking Modes: Pie, Frozen Foods, Defrost, Warm, and Broil Plus
- The DualClean® System Uses the Cavity Coating and Heat to Burn Off Most Grease
- Timer With Cook Time and Delay Start Function
- Capacity At 2.8 cu.ft.
- 8-Pass Broil Element



HBE5451UC

HBE5451UC 24" Stainless Steel 1,899 2,099
 Discontinues February 2020



HBE5453UC 24" Stainless Steel 1,899 2,099
 Replaces HBE5451UC



HBE5453UC

BUILT-IN WARMING DRAWERS

This price list supersedes all previous price lists. Prices listed herein do not include applicable state or local taxes.

Model Number	Description	MAP	MSRP
500 Series			
27" and 30" Warming Drawers			
<ul style="list-style-type: none"> • Keeps Meals Hot and Is Designed to Match the Perfectly Flush Fit of a Bosch Wall, Speed Or Steam Oven • 3 Settings to Keep Meals Hot and Ready to Serve • Installs Vertically Under Bosch Speed, Steam Or Wall Oven • Matches Bosch Built-in Products • Install Either Flush Or Proud • 450 W Heating Element Concealed Below Drawer • Special Dough Proofing Mode • Sturdy Ball Bearing Telescopic Rails for Smooth Opening • Star-K Certified • 1 Hour Automatic Shut Off Function With Adjustable Timer • 2.2 cu.ft. Large Cavity (1.9 cu.ft. for 27") • Lower Side Walls Allow Easy Loading and Unloading of Drawer 			
 <i>HWD5051UC</i>			
<u>HWD5051UC</u>	30" Stainless Steel	1,199	1,349
<u>HWD5751UC</u>	27" Stainless Steel	1,149	1,299
30" Storage Drawer			
<ul style="list-style-type: none"> • Designed to Match the Perfectly Flush Fit of a Bosch Wall, Speed Or Steam Oven • Fits 30" Racks, the Temperature Probe and Other Cooking Relevant Utensils • A Silicone Mat Protects the Bottom of Drawer • 2.4 cu.ft. Large Cavity 			
 <i>HSD5051UC</i>			
<u>HSD5051UC</u>	30" Stainless Steel	649	749

This price list supersedes all previous price lists. Prices listed herein do not include applicable state or local taxes.

Model Number	Description	MAP	MSRP
--------------	-------------	-----	------

All Bosch Benchmark Series Built-In Ovens Include the Following Features:

- QuietClose® Door Dampened Hinges Softly and Quietly Guide the QuietClose® Door Shut
- The Color TFT Control Panel With SteelTouch™ Buttons Is Easy to Use
- A Full-Extension Telescopic Rack Offers Safe Access to the Oven Cavity
- Designed to Be Installed Flush With Your Cabinetry
- Compatible With Most Existing Cut-Outs
- 14 Specialized Cooking Modes – Gourmet Cooking Made Easy
- Custom Cooking Programs: No-Preheat Frozen Food Mode, Pizza, Pie, Warm and Proof
- Genuine European Convection
- Temperature Conversion for Convection Cooking
- Fast Preheat™ Reduces Preheat Time
- 2, 3, and 4-Hour Self-Clean Cycles
- EcoChef Mode – Remaining Heat in Cavity Finishes Cooking Process
- AutoProbe Takes the Guesswork Out of Cooking
- Two Halogen Lights Provide Superior Cavity Illumination
- Timer With Cook Time and Delay Start Function
- Extra Large Door Window for Easy Monitoring of Cooking Process
- Star-K Certified 100°–450°F
- Two Separate Time Intervals Can Be Programmed
- Large Capacity At 4.6 cu.ft.
- Recessed 8-Pass Broil Element for Increased Capacity and Safety

Benchmark Series

30" Single Wall Oven SideOpening Door

- SideOpening Door Offers Better Ergonomic Access to the Oven Cavity

<u>HBLP451RUC</u>	30" Stainless Steel, Right SideOpening Door	3,199	3,549
<u>HBLP451LUC</u>	30" Stainless Steel, Left SideOpening Door	3,199	3,549
<u>HBLP451UC</u>	30" Stainless Steel	2,899	3,199



HBLP451RUC



HBLP451LUC



HBLP451UC

BUILT-IN OVENS/BUILT-IN STEAM CONVECTION OVENS

This price list supersedes all previous price lists. Prices listed herein do not include applicable state or local taxes.

Model Number	Description	MAP	MSRP
--------------	-------------	-----	------

Benchmark Series

30" Double Wall Oven SideOpening Door

- SideOpening Door Offers Better Ergonomic Access to the Oven Cavity
- AutoProbe in the Upper Oven Takes the Guesswork Out of Cooking



HBLP651RUC



HBLP651LUC



HBLP651UC

<u>HBLP651RUC</u>	30" Stainless Steel, Right SideOpening Door	4,899	5,399
<u>HBLP651LUC</u>	30" Stainless Steel, Left SideOpening Door	4,899	5,399
<u>HBLP651UC</u>	30" Stainless Steel	4,299	4,749

Benchmark Series

30" Steam Convection Oven

- The Only Steam Convection Oven in Its Class That Installs Flush, for a European Kitchen Design
- Steam Convection Cooking Cooks Crispy Outside, Tender Inside
- Steam Cooking Maintains Your Vegetables' Nutrients, Flavors and Color
- Designed to Fit Perfectly Above a Warming Drawer Or Storage Drawer
- The Color TFT Control Panel With SteelTouch™ Buttons Is Easy to Use
- Installs Horizontally for Perfect Alignment With Speed Or Steam Oven
- One Halogen Light
- Genuine European Convection
- Features Vegetable and Chicken Programs: Oven Automatically Sets Temperature and Humidity
- Perfect Reheating
- Timer With Cook Time and Delay Start Function
- 1 Rack, 2 Perforated and 2 Non-Perforated Pans Are Included
- Non-Plumbed for Easy Installation
- Steam Assist Clean
- 1.4 qt. Water Tank Can Be Used for an Entire Cooking Cycle
- Child Lock
- Large Capacity At 1.4 cu.ft.



HSLP451UC

<u>HSLP451UC</u>	30" Stainless Steel	3,399	3,749
----------------------------------	---------------------	--------------	--------------

BUILT-IN COMBINATION OVENS

This price list supersedes all previous price lists. Prices listed herein do not include applicable state or local taxes.

Model Number	Description	MAP	MSRP
--------------	-------------	-----	------

Benchmark Series

30" Steam Convection Combination Oven

- Combination Oven Featuring a Steam Convection Oven
- Steam Oven Cooks Meats, Vegetables, Rice, Fish to Perfection
- *Steam Convection Oven:* For Additional Details Please Review SKU HSLP451UC (page 7B-2)

HSLP751UC

30" Stainless Steel

6,199 6,849



HSLP751UC

30" Speed Combination Oven With TFT Display

- Combination Oven Featuring a Speed Oven
- Speed Oven Cooks Faster Than a Traditional Oven
- *Speed Oven:* For Additional Details Please Review SKU HMCP0252UC (page 7B-3)

HBLP752UC

30" Stainless Steel

4,899 5,399



HBLP752UC

Benchmark Series

30" Speed Oven Touch Control With TFT Display

- 1.6 cu.ft. Overall Capacity
- Nine SpeedChef® Cooking Cycles
- Convection Broil and Convection Bake Modes
- Seven Auto Sensor Microwave Cycles
- 1,000 W Microwave
- 600 W Bake Element
- 1,750 W Broil Element
- 1,700 W Convection Element
- Electrical Connection: 240 V Direct Wire
- Electric Load – 16 A • Kitchen Timer and Panel Lock Setting
- Stainless Steel Cooking Interior
- Cut-Resistant Metal Turntable and Separate Ceramic Cooking Tray
- Multi-Use Oven Rack
- Wall Or Undercounter Approved Installation
- Installs in Horizontal Configuration Paired With 30" Bosch Single Wall Ovens/ Steam Oven and Warming/ Storage Drawers

HMCP0252UC

30" Stainless Steel


2,099 2,349







HMCP0252UC

ACCESSORIES

This price list supersedes all previous price lists. Prices listed herein do not include applicable state or local taxes.

Model Number	Description	MAP	MSRP	
Accessories for Ovens				30" Wall Ovens
	Ball Bearing Telescopic Rack Ball Bearing Full Extension Telescopic Racks • Adjustable to All Rack Support Levels • Convenient Handling • Easy to Operate • Available As Separate Accessory for Even More Convenience <u>HEZTR301</u> 30" Telescopic Rack	279	309	•

Accessories for Steam Convection Oven

					HSLP451UC	HSLP751UC
	<u>HEZ36D453</u> Cooking Pan—Full Size, 1 5/8" Deep	119	139	•	•	•
	<u>HEZ36D452</u> Baking Tray—Full Size, 1 1/8" Deep	59	69	•	•	•
	<u>HEZ36D153G</u> Perforated Cooking Pan—Half Size, 1 1/8" Deep	59	69	•	•	•
	<u>HEZ36D153</u> Cooking Pan—Half Size, 1 5/8" Deep	59	69	•	•	•

This price list supersedes all previous price lists. Prices listed herein do not include applicable state or local taxes.

Model Number	Description	MAP	MSRP
--------------	-------------	-----	------

All Bosch Induction Cooktops Include the Following Features:

- Faster Than Gas Or Electric
- Easier to Clean and More Efficient
- SpeedBoost®
- PotSense
- Each Element Has an Independent Countdown Timer
- ChildLock
- See All Pan Accessories on Page 8B-4

800 Series

36" Induction Cooktop

- Home Connect™ (Wi-Fi Enabled)
- AutoChef®
- Dual 12" Heating Element With Powerful 5,400 W
- PreciseSelect®
- Hood Control
- 40 A Breaker

LR: 7" @ 1,800 W/3,100 W (SpeedBoost®)	C: 12"/9" @ 3,700 W/5,400 W (SpeedBoost®) 2,200 W/3,300 W (SpeedBoost®)	RR: 6" @ 1,400 W/2,200 W (SpeedBoost®)
LF: 7" @ 1,800 W/3,100 W (SpeedBoost®)		RF: 9" @ 2,200 W/3,700 W (SpeedBoost®)



NIT8669SUC



NIT8669SUC

36" Induction Cooktop, Black With Stainless Steel Frame

2,449 2,699

NIT8669UC

36" Induction Cooktop, Black, Frameless

2,449 2,699



NIT8669UC



30" Induction Cooktop

- Home Connect™ (Wi-Fi Enabled)
- AutoChef®
- An 11" Heating Element Offers 3,700 W of Power
- PreciseSelect®
- Hood Control
- 30 A Breaker
- SafeStart

LR: 9" @ 2,200 W/3,700 W (SpeedBoost®)	RR: 11" @ 2,600 W/3,700 W (SpeedBoost®)
LF: 6" @ 1,400 W/2,200 W (SpeedBoost®)	LF: 6" @ 1,400 W/2,200 W (SpeedBoost®)



NIT8069SUC



NIT8069SUC

30" Induction Cooktop, Black With Stainless Steel Frame

2,049 2,299

NIT8069UC

30" Induction Cooktop, Black, Frameless

2,049 2,299



NIT8069UC



This price list supersedes all previous price lists. Prices listed herein do not include applicable state or local taxes.

Model Number	Description	MAP	MSRP
--------------	-------------	-----	------

500 Series

36" Induction Cooktop

- Dual 12" Heating Element • 40 A Breaker
- Offers 3,700 W of Power



NIT5668UC

LR: 7" @ 1,800 W/3,100 W (SpeedBoost®)	C: 12"/9" @ 3,700 W/5,400 W (SpeedBoost®)/ 2,200 W/3,300 W (SpeedBoost®)	RR: 6" @ 1,400 W/2,200 W (SpeedBoost®)
LF: 7" @ 1,800 W/3,100 W (SpeedBoost®)		RF: 9" @ 2,200 W/3,700 W (SpeedBoost®)

NIT5668UC 36" Induction Cooktop, Black, Frameless 1,949 2,149

30" Induction Cooktop

- An 11" Heating Element • 30 A Breaker
- Offers 3,700 W of Power



NIT5068UC

LR: 9" @ 2,200 W/3,700 W (SpeedBoost®)	RR: 11" @ 2,600 W/3,700 W (SpeedBoost®)
LF: 6" @ 1,400 W/2,200 W (SpeedBoost®)	RF: 6" @ 1,400 W/2,200 W (SpeedBoost®)

NIT5068UC 30" Induction Cooktop, Black, Frameless 1,649 1,849

24" Induction Cooktop

- An 11" Heating Element • 30 A Breaker
- Offers 3,700 W of Power



NIT5469UC

LR: 11" @ 2,600 W/3,700 W (SpeedBoost®)	RR: 7" @ 1,800 W/3,100 W (SpeedBoost®)
	RF: 6" @ 1,400 W/2,200 W (SpeedBoost®)

NIT5469UC 24" Induction Cooktop, Black, Frameless 1,499 1,649

This price list supersedes all previous price lists. Prices listed herein do not include applicable state or local taxes.

Model Number	Description	MAP	MSRP
--------------	-------------	-----	------

800 Series

36" Cooktop With Or Without Stainless Steel Frame

- | | | |
|---|--|---|
| <ul style="list-style-type: none"> • PreciseSelect® • Front and Back Stainless Steel Frame • Bridge Element • 2 Dual Elements | <ul style="list-style-type: none"> • SpeedBoost® • Clean Lock • 2-Level Heat Indicator • ChildLock • Built-In Timers for Each | <ul style="list-style-type: none"> • Element: Doubles As General-Purpose Kitchen Timer • Power/Amps: 240, 60 Hz/ 50 A |
|---|--|---|



NET8668SUC



NET8668UC

LR: 7" @ 1,800 W (400 W Bridge)	C: 9"/6" @ 3,600 W/1,400 W (SpeedBoost®)	RR: 6" @ 1,200 W
LF: 7" @ 1,800 W		RF: 8"/5" @ 1,900 W/800 W

NET8668SUC **36" Electric Cooktop, Black With Stainless Steel Frame** **1,249 1,399**

NET8668UC **36" Electric Cooktop, Black, Frameless** **1,249 1,399**

30" Cooktop With Or Without Stainless Steel Frame

- | | | |
|--|--|---|
| <ul style="list-style-type: none"> • PreciseSelect® • Front and Back Stainless Steel Frame • Bridge Element • Dual Element | <ul style="list-style-type: none"> • SpeedBoost® • Clean Lock • 2-Level Heat Indicator • ChildLock • Built-In Timers for Each | <ul style="list-style-type: none"> • Element: Doubles As General-Purpose Kitchen Timer • Power/Amps: 240, 60 Hz/ 40 A |
|--|--|---|



NET8068SUC



NET8068UC

LR: 7" @ 1,800 W (400 W Bridge)	C: 9"/6" @ 3,600 W/1,400 W (SpeedBoost®)	RF: 6" @ 1,200 W
LF: 7" @ 1,800 W		

NET8068SUC **30" Electric Cooktop, Black With Stainless Steel Frame** **1,149 1,299**

NET8068UC **30" Electric Cooktop, Black, Frameless** **1,149 1,299**

This price list supersedes all previous price lists. Prices listed herein do not include applicable state or local taxes.

Model Number	Description	MAP	MSRP
--------------	-------------	-----	------

500 Series

36" Knob Control, Frameless Design

- 2 Dual Elements Offer the Capability to Use Multiple Pan Sizes
- Infinite Temperature Controls for Precision Cooking
- Heat Indicator
- 9" Heating Element With Powerful 2,500 W
- Power/Amps: 240 V, 60 Hz/ 40 A



NEM5666UC

LR: 7" @ 1,800 W	C: 7" @ 1,800 W	RR: 6" @ 1,200 W
LF: 7"/5" @ 1,700 W/700 W		RF: 9"/6" @ 2,500 W/1,100 W

NEM5666UC 36" Electric Cooktop 1,049 1,199

30" Knob Control, Frameless Design

- Dual Element Offer the Capability to Use Multiple Pan Sizes
- Infinite Temperature Controls for Precision Cooking
- Heat Indicator
- 9" Heating Element With Powerful 2,500 W
- Power/Amps: 240 V, 60 Hz/ 30 A




NEM5066UC

LR: 7" @ 1,800 W	RR: 6" @ 1,200 W
LF: 7"/5" @ 1,700 W/700 W	RF: 9" @ 2,500 W

NEM5066UC 30" Electric Cooktop 999 1,099

24" Knob Control, Frameless Design

- 4 Elements
- Knob Controls for Precision Cooking
- Heat Indicator for Each Element
- 8" Heating Element With Powerful 2,200 W
- Power/Amps: 240 V, 60 Hz/ 30 A



NEM5466UC

LR: 8" @ 2,200 W	RR: 6" @ 1,200 W
LF: 6" @ 1,850 W	RF: 7" @ 1,800 W

NEM5466UC 24" Electric Cooktop 849 949

This price list supersedes all previous price lists. Prices listed herein do not include applicable state or local taxes.

Model Number	Description	MAP	MSRP
--------------	-------------	-----	------

All Bosch Gas Cooktops Include the Following Features:

- Front Controls for Easy Operation
- Continuous Cast Iron Grates
- LP Kit Included

800 Series

36" Gas Cooktop

- 5 Burners
- FlameSelect® (9 Power Levels)
- Dual Flame Power Burner
- 17K BTU Max
- OptiSim® Burner
- Low Profile Stainless Steel Cooking Surface
- Stainless Steel Appearance Knobs
- Dishwasher Safe Grates
- Electronic Ignition
- Flame Failure Safety Device



NGM8657UC

FlameSelect

LR: 6,000 BTU	C: 17,000 BTU	RR: 9,000 BTU
LF: 3,400 BTU		RF: 6,000 BTU

NGM8657UC 36" Gas Cooktop, 5 Burners, Stainless Steel 1,499 1,649

36" Gas Cooktop

- 5 Burners
- 19K BTU Max
- OptiSim® Burner
- Recessed Burner Areas
- Black Stainless Metal Knobs (NGM8646UC)
- Automatic Re-Ignition
- Red LED Lights Indicate Burners Are On



NGM8646UC



NGM8656UC

LR: 9,300 BTU	C: 19,000 BTU	RR: 5,500 BTU
LF: 9,300 BTU		RF: 9,300 BTU

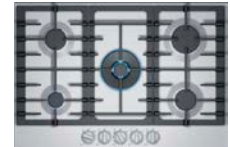
NGM8646UC 36" Gas Cooktop, 5 Burners, Black With Black Stainless Knobs 1,299 1,449

LR: 10,000 BTU	C: 19,000 BTU	RR: 5,500 BTU
LF: 12,000 BTU		RF: 12,000 BTU

NGM8656UC 36" Gas Cooktop, 5 Burners, Stainless Steel 1,249 1,399

30" Gas Cooktop

- 5 Burners
- FlameSelect® (9 Power Levels)
- Dual Flame Power Burner
- 17K BTU Max
- OptiSim® Burner
- Low Profile Stainless Steel Cooking Surface
- Stainless Steel Appearance Knobs
- Dishwasher Safe Grates
- Electronic Ignition
- Flame Failure Safety Device



NGM8057UC

FlameSelect

LR: 6,000 BTU	C: 17,000 BTU	RR: 9,000 BTU
LF: 3,400 BTU		RF: 6,000 BTU

NGM8057UC 30" Gas Cooktop, 5 Burners, Stainless Steel 1,399 1,549

This price list supersedes all previous price lists. Prices listed herein do not include applicable state or local taxes.

Model Number	Description	MAP	MSRP
--------------	-------------	-----	------

800 Series

30" Gas Cooktop

- 19K BTU Max
- OptiSim® Burner
- Recessed Burner Areas
- Black Stainless Metal Knobs (NGM8046UC)
- Automatic Re-Ignition
- Red LED Light Indicates Burners Are On



NGM8046UC



NGM8056UC

LR: 5,500 BTU	C: 19,000 BTU	RR: 9,300 BTU	
LF: 9,300 BTU		RF: 5,500 BTU	
<u>NGM8046UC</u>	30" Gas Cooktop, 5 Burners, Black With Black Stainless Knobs	1,199	1,349

LR: 5,500 BTU	C: 19,000 BTU	RR: 10,000 BTU	
LF: 10,000 BTU		RF: 5,500 BTU	
<u>NGM8056UC</u>	30" Gas Cooktop, 5 Burners, Stainless Steel	1,149	1,299

This price list supersedes all previous price lists. Prices listed herein do not include applicable state or local taxes.

Model Number	Description	MAP	MSRP
--------------	-------------	-----	------

500 Series

36" Gas Cooktop

- | | | |
|--|--|--|
| <ul style="list-style-type: none"> • 5 Burners • 16K BTU Max | <ul style="list-style-type: none"> • OptiSim® Burner • Recessed Burner Areas | <ul style="list-style-type: none"> • Metal Knobs • Automatic Re-Ignition |
|--|--|--|
- | | | |
|----------------|---------------|----------------|
| LR: 10,000 BTU | C: 16,000 BTU | RR: 5,500 BTU |
| LF: 10,000 BTU | | RF: 10,000 BTU |



NGM5656UC

NGM5656UC 36" Gas Cooktop, 5 Burners, Stainless Steel 999 1,099

30" Gas Cooktop

- | | | |
|--|--|--|
| <ul style="list-style-type: none"> • 4 Burners • 16K BTU Max | <ul style="list-style-type: none"> • OptiSim® Burner • Recessed Burner Areas | <ul style="list-style-type: none"> • Metal Knobs • Automatic Re-Ignition |
|--|--|--|
- | | | |
|----------------|----------------|--|
| LR: 10,000 BTU | RR: 5,500 BTU | |
| LF: 10,000 BTU | RF: 16,000 BTU | |



NGM5056UC

NGM5056UC 30" Gas Cooktop, 4 Burners, Stainless Steel 849 949

24" Gas Cooktop

- | | | |
|--|--|---|
| <ul style="list-style-type: none"> • 4 Burners • 16K BTU Max | <ul style="list-style-type: none"> • Recessed Burner Areas • Metal Knobs | <ul style="list-style-type: none"> • Automatic Re-Ignition |
|--|--|---|
- | | | |
|---------------|----------------|--|
| LR: 9,300 BTU | RR: 11,500 BTU | |
| LF: 5,000 BTU | RF: 5,000 BTU | |



NGM5456UC

NGM5456UC 24" Gas Cooktop, 4 Burners, Stainless Steel 849 949

This price list supersedes all previous price lists. Prices listed herein do not include applicable state or local taxes.

Model Number	Description	MAP	MSRP
--------------	-------------	-----	------

All Bosch Benchmark Series Induction Cooktops Include the Following Features:

- FlexInduction® Can Combine Two Cooking Zones Into One Continuous Surface
- Faster Than Gas and Electric
- Easier to Clean and More Efficient
- SpeedBoost®
- PotSense
- Each Element Has an Independent Countdown Timer
- PreciseSelect®
- PowerMove™
- ChildLock
- See All Pan Accessories on Page 7B-5.

800 Series

36" Induction Cooktop

- Home Connect™ (Wi-Fi Enabled)
- Dual 12" Heating Element With Powerful 3,700 W
- AutoChef®
- Hood Control
- 50 A Breaker



NITP669SUC

Full Zone: 14" x 8" @ 3,300 W / 3,600 W (SpeedBoost®)	Upper: 7" x 8" @ 2,200 W/3,600 W (SpeedBoost®)	C: 12" / 9" @ 3,400 W/3,700 W (SpeedBoost®)	Upper: 7" x 8" @ 2,200 W/3,600 W (SpeedBoost®)	Full Zone: 14" x 8" @ 3,300 W / 3,600 W (SpeedBoost®)
	Lower: 7" x 8" @ 2,200 W/3,600 W (SpeedBoost®)	2,200 W/3,300 W (SpeedBoost®)	Lower: 7" x 8" @ 2,200 W/3,600 W (SpeedBoost®)	

NITP669SUC **36" Induction Cooktop, Black With Stainless Steel Frame** **2,999 3,299**

NITP669UC **36" Induction Cooktop, Black, Frameless** **2,999 3,299**



NITP669UC

30" Induction Cooktop

- Home Connect™ (Wi-Fi Enabled)
- A 11" Heating Element Offers 3,700 W of Power
- AutoChef®
- Hood Control
- 30 A Breaker



NITP069SUC

Full Zone: 16" x 9" @ 3,300 W / 3,600 W (SpeedBoost®)	Upper: 8" x 9" @ 2,200 W/3,600 W (SpeedBoost®)	Upper: 11" @ 2,600 W/3,700 W (SpeedBoost®)
	Lower: 8" x 9" @ 2,200 W/3,600 W (SpeedBoost®)	Lower: 6" @ 1,400 W/2,200 W (SpeedBoost®)

NITP069SUC **30" Induction Cooktop, Black With Stainless Steel Frame** **2,499 2,749**

NITP069UC **30" Induction Cooktop, Black, Frameless** **2,499 2,749**



NITP069UC

This price list supersedes all previous price lists. Prices listed herein do not include applicable state or local taxes.

Model Number	Description	MAP	MSRP
--------------	-------------	-----	------

All Bosch Benchmark Series Electric Cooktops Include the Following Features:

- AutoChef®
- PreciseSelect®
- Front and Back Stainless Steel Frame
- Keep Warm Mode
- Countdown Timer
- CountUp Timer
- Clean Lock
- 2-Level Heat Indicator
- ChildLock
- See All Pan Accessories on Page 8B-4
- Power/Amps: 240, 60 Hz/40 A

Benchmark Series

36" Triple Ring AutoChef® Cooktop

- 3-Zone 11" Heating Element With Powerful 3,080 W Element With AutoChef®
- PowerStart®
- Bridge Element



NETP668SUC

LR: 7" @
1,800 W (400 W Bridge)

LF: 7" @
1,800 W

AutoChef® C: 11"/8"/6" @
3,080 W/2,200 W/1,050 W

RR: 6" @
1,200 W

RF: 8"/5" @
1,900 W/800 W

NETP668SUC

**36" Electric Cooktop, Black
With Stainless Steel Frame**

1,399 1,549

30" Five Element Cooktop With AutoChef®

- 2-Zone 9" Heating Element With Powerful 3,600 W Element
- Dual Element Left Front With AutoChef®
- SpeedBoost®



NETP068SUC

LR: 6" @
1,200 W

AutoChef® LF: 7"/5" @
2,000 W/800 W

C: 9"/6" @
3,600 W/1,400 W (SpeedBoost®)

RR: 6" @
1,200 W

RF: 6" @
1,500 W

NETP068SUC

**30" Electric Cooktop, Black
With Stainless Steel Frame**

1,299 1,449

This price list supersedes all previous price lists. Prices listed herein do not include applicable state or local taxes.

Model Number	Description	MAP	MSRP
--------------	-------------	-----	------

All Bosch Benchmark Series Gas Cooktops Include the Following Features:

- 5 Burners
- OptiSim® Burner
- Up-Front Centralized Controls
- Continuous Cast Iron Grates
- LP Kit Included

Benchmark Series

36" Gas Cooktop

- FlameSelect® (9 Power Levels)
- Dual Flame Power Burner
- 14.3K BTU Max
- Smooth Glass Cooking Surface
- Stainless Steel Appearance Knobs
- Dishwasher Safe Grates
- Electronic Ignition
- Flame Failure Safety Device
- Install Flush Or Surface Mounted



NGMP677UC

FlameSelect

LR: 6,000 BTU	C: 14,300 BTU	RR: 10,300 BTU
LF: 3,400 BTU		RF: 6,000 BTU

NGMP677UC 36" Gas Cooktop, 5 Burners, Gray Tempered Glass 1,849 2,049

36" Gas Cooktop

- Stainless Steel
- Dual-Stack Center Burner
- 20K BTU Max
- Recessed Burner Areas
- Metal Knobs
- Automatic Re-Ignition
- Red LED Lights Indicate Burners Are On
- See All Pan Accessories on Page 8B-4.



NGMP656UC

LR: 10,000 BTU	C: 20,000 BTU	RR: 5,500 BTU
LF: 12,000 BTU		RF: 12,000 BTU

NGMP656UC 36" Gas Cooktop, 5 Burners, Stainless Steel 1,599 1,799

30" Gas Cooktop

- FlameSelect® (9 Power Levels)
- Dual Flame Power Burner
- 14.3K BTU Max
- Smooth Glass Cooking Surface
- Stainless Steel Appearance Knobs
- Dishwasher Safe Grates
- Electronic Ignition
- Flame Failure Safety Device
- Install Flush Or Surface Mounted



NGMP077UC

FlameSelect

LR: 6,000 BTU	C: 14,300 BTU	RR: 10,300 BTU
LF: 3,400 BTU		RF: 6,000 BTU

NGMP077UC 30" Gas Cooktop, 5 Burners, Gray Tempered Glass 1,699 1,899

This price list supersedes all previous price lists. Prices listed herein do not include applicable state or local taxes.

Model Number	Description	MAP	MSRP
--------------	-------------	-----	------

Benchmark Series

30" Gas Cooktop

- Stainless Steel
- Dual-Stack Center Burner
- 20K BTU Max
- Recessed Burner Areas
- Metal Knobs
- Automatic Re-Ignition
- Red LED Lights Indicate Burners Are On
- See All Pan Accessories on Page 8B-4.



NGMP056UC

LR: 5,500 BTU	C: 20,000 BTU	RR: 10,000 BTU
LF: 10,000 BTU		RF: 5,500 BTU

NGMP056UC 30" Gas Cooktop, 5 Burners, Stainless Steel 1,449 1,599


Accessories for Cooktops


				Induction	Electric	Gas
	Stainless Steel Pan With Aluminum Core Optimized for Cooking With AutoChef® Element • Superior Heat Distribution			•	•	•
	<u>HEZ390230</u> 10" Pan for 8" and 9" Elements	119	139	•	•	•
	<u>HEZ390220</u> 9" Pan for 7" Element	99	109	•	•	•
	<u>HEZ390210</u> 8" Pan for 6" Element	89	99	•	•	•
	Teppanyaki Works on Electric and Induction Cooking Surfaces • Optimized for Cooking on Induction Cooktops			•	•	
	Non-Stick Induction Grill Non-Stick Cast Aluminum with a Thick Ferromagnetic Base • Ideal For Grilling Meats, Seafood and Vegetables			•		
	<u>NEW HEZ9GR37UC</u> 17" x 9" Grill Pan	249	279			
	<u>HEZ298102</u> Wok Ring—Attaches to Grates	69	79			• ¹
	<u>HEZ298107</u> Wok Ring for FlameSelect® Gas Cooktops	69	79			• ²
	<u>HEZGR301</u> Griddle for on Top of Gas Grates	139	159			• ¹
	<u>HEZ27751</u> Cooktop Control Knob Kit, Black Stainless Steel Bosch 500, 800 and Benchmark® Series, Gas Cooktops Only	119	139			•


1 36" Cooktop Only
2 For FlameSelect® Models Only

UNDER-CABINET HOODS/ACCESSORIES

This price list supersedes all previous price lists. Prices listed herein do not include applicable state or local taxes.

Model Number	Description	MAP	MSRP	
800 Series				
30" and 36" Professional-Style Under-Cabinet Hood				
	<ul style="list-style-type: none"> • 11" Height • Professional Styling • 2-Speed Control • 600 CFM 	<ul style="list-style-type: none"> • 2 Incandescent Lights • Deep Capture Area • Dishwasher-Safe Aluminum Mesh Filters 	<ul style="list-style-type: none"> • Adaptable for Recirculation Option (Add 4" to Height of Hood) • Horizontal Or Vertical Ducting 	 DPH30652UC
<u>DPH36652UC</u>	36" Stainless Steel, 600 CFM Blower	1,049	1,199	
<u>DPH30652UC</u>	30" Stainless Steel, 600 CFM Blower	999	1,099	

500 Series				
30" & 36" Under-Cabinet Hood				
	<ul style="list-style-type: none"> • 5" Height • Slim-Line Styling • 4-Speed Control • 400 CFM • 2 Halogen Lights (Not Included) 	<ul style="list-style-type: none"> • Dishwasher-Safe Aluminum Mesh Filters • Ducted Or Convertible to Non-Ducted Operation 	<ul style="list-style-type: none"> • 7" Round and 3¼" x 10" Duct Transitions Included • Horizontal or Vertical Ducting 	 DUH30252UC
<u>DUH36252UC</u>	36" Stainless Steel, 400 CFM Blower	579	649	
<u>DUH30252UC</u>	30" Stainless Steel, 400 CFM Blower	519	599	

300 Series				
30" & 36" Under-Cabinet Hood				
	<ul style="list-style-type: none"> • 5" Height • Slim-Line Styling • 3-Speed Control • 280 CFM • 2 Incandescent Lights 	<ul style="list-style-type: none"> • Dishwasher-Safe Aluminum Mesh Filters • Ducted Or Convertible to Non-Ducted Operation • 7" Round and 3¼" x 10" Duct Transitions Included 	<ul style="list-style-type: none"> • Horizontal Or Vertical Ducting 	 DUH30152UC
<u>DUH36152UC</u>	36" Stainless Steel, 280 CFM Blower	479	529	
<u>DUH30152UC</u>	30" Stainless Steel, 280 CFM Blower	419	469	

Accessories for Under-Cabinet Hoods

				DUH		DPH	
				36"	30"	36"	30"
	<u>DHZ3602UC</u>	Recirculation Kit/Charcoal Filter Kit,	119	139	•		
	<u>DHZ3002UC</u>	Recirculation Kit/Charcoal Filter Kit,	119	139		•	
	<u>DRZ3652UC</u>	4" High, External Recirculation Kit, (Includes Charcoal Filters)	319	359			•
	<u>DRZ3052UC</u>	4" High, External Recirculation Kit, (Includes Charcoal Filters)	319	359			•
	<u>DHZ3052UC</u>	Replacement Charcoal Filters, 30" and 36" DPH Series	119	139		•	•

ISLAND HOODS/ACCESSORIES

This price list supersedes all previous price lists. Prices listed herein do not include applicable state or local taxes.

Model Number	Description	MAP	MSRP
--------------	-------------	-----	------

800 Series

Slim Profile Box Canopy Island Hood



- 600 CFM
- Four-Speed Electronic Control With White and Red LCD Display
- Kitchen Timer
- Clean Filter Reminder
- Auto On/Heat Sensor
- Four 20 W Halogen Lights
- Three Anodized Aluminum Mesh Filters With Stainless Steel Bosch Design Covers and Metal Latch
- Vertical Ducting With 8" Round Duct
- Backdraft Damper and Transition Included
- Recirculation Kit Available As an Accessory
- Extension Kit for Ceilings 9' to 11' 6" Available As an Accessory



HIB82651UC

HIB82651UC **42" Island Hood, 600 CFM** **2,099 2,349**

Accessories for Island Hoods

				HIB
				42"
	Island Hood Extension Kit <ul style="list-style-type: none"> • Fits Ceilings From 9' to 11' 6" in Height • Stainless Steel Flue Extensions and Inner Structure Parts Included. 			•
	<u>HCIEXT5UC</u>	Island Hood Extension Kit	539 599	
		Island Hood Recirculation Kit	109 119	•
	<u>HIREC5UC</u>			
		Box/Pyramid/Glass Canopy Chimney Hood Recirculation Kit	119 139	•
	<u>HCREC5UC</u>			

CHIMNEY WALL HOODS

This price list supersedes all previous price lists. Prices listed herein do not include applicable state or local taxes.

Model Number	Description	MAP	MSRP
--------------	-------------	-----	------

All Bosch Chimney Wall Hoods Include the Following Features:

- Kitchen Timer
- Clean Filter Reminder
- Auto On/Heat Sensor
- Anodized Aluminum Mesh Filters
- Vertical Ducting With 8" Round Duct
- Backdraft Damper and Transition Included
- Recirculation Kit Available As an Accessory
- Extension Kit for Ceilings 9'-11' 6" Available As an Accessory

Benchmark Series

Glass Canopy Chimney Hood

- 600 CFM
- Four Speed Electronic Control With White and Red LCD Display
- Clean Filter Reminder
- Two 40 W Halogen Lights
- Anodized Aluminum Mesh Filter With Stainless Steel Bosch Design Cover and Metal Latch



HCG56651UC

<u>HCG56651UC</u>	36" Glass Canopy Chimney Hood, 600 CFM	1,799	1,999
-----------------------------------	---	--------------	--------------

800 Series

Pyramid Canopy Chimney Hood

- Black Stainless Steel Guards Against Surface Scratches And Fingerprints
- 600 CFM
- Speed Electronic Control With White and Red LCD Display
- Two 40 W Halogen Lights



HCP80641UC

<u>HCP86641UC</u>	36" Pyramid Chimney, 600 CFM, Black Stainless	1,349	1,499
-----------------------------------	--	--------------	--------------

<u>HCP80641UC</u>	30" Pyramid Chimney, 600 CFM, Black Stainless	1,199	1,349
-----------------------------------	--	--------------	--------------

500 Series

Box Canopy Chimney Hood

- 600 CFM
- Four Speed Electronic Control With White and Red LCD Display
- Two 40 W Halogen Lights



HCB50651UC

<u>HCB56651UC</u>	36" Box Canopy Chimney Hood, 600 CFM	1,499	1,649
-----------------------------------	---	--------------	--------------

<u>HCB50651UC</u>	30" Box Canopy Chimney Hood, 600 CFM	1,399	1,549
-----------------------------------	---	--------------	--------------

Pyramid Canopy Chimney Hood

- Home Connect™ (Wi-Fi Enabled)
- 600 CFM
- Cooktop Hood Control
- Four Speed Electronic Control With White and Red LCD Display
- Two Bright LED Lights



HCP50652UC

<u>HCP56652UC</u>	36" Pyramid Canopy Chimney Hood, 600 CFM,	1,499	1,649
-----------------------------------	--	--------------	--------------

<u>HCP50652UC</u>	30" Pyramid Canopy Chimney Hood, 600 CFM	1,399	1,549
-----------------------------------	---	--------------	--------------



CHIMNEY WALL HOOD ACCESSORIES

This price list supersedes all previous price lists. Prices listed herein do not include applicable state or local taxes.

Model Number	Description	MAP	MSRP
--------------	-------------	-----	------

300 Series

ENERGY STAR® Certified Pyramid Canopy Chimney Hood

- 300 CFM
- Three-Speed Electronic Control With White and Red LCD Display
- Two Bright LED Lights









<u>HCP36E52UC</u>	36" Pyramid Canopy Chimney Hood, 300 CFM	1,149	1,299	<i>HCP34E52UC</i>
<u>HCP30E52UC</u>	30" Pyramid Canopy Chimney Hood, 300 CFM	1,049	1,199	
<u>HCP34E52UC</u>	24" Pyramid Canopy Chimney Hood, 300 CFM	949	1,049	

Accessories for Chimney Wall Hoods

HCB/Box	HCG/Glass Canopy	HCP/Pyramid
---------	------------------	-------------

Chimney Wall Hood Extension Kit.

- Fits Ceilings From 9' to 11' 6" in Height
- Stainless Steel Flue Extensions and Inner Structure Parts Included

	<u>HCBEXT5UC</u>	Box Canopy Chimney Hood Extension Kit, Stainless Steel	319	359			
	<u>HCGEXT5UC</u>	Glass Canopy Chimney Hood Extension Kit	319	359			
	<u>HCPEXT5UC</u>	Pyramid Canopy Chimney Hood Extension Kit, Stainless Steel	319	359			
	<u>HCPEXT4UC</u>	Pyramid Canopy Chimney Hood Extension Kit, Black Stainless Steel	539	599	•	•	•
	<u>HCIFILTUC</u>	Box/Pyramid/Glass Canopy Chimney Hood Filter Kit	119	139	•	•	•
	<u>HCREC5UC</u>	Box/Pyramid/Glass Canopy Chimney Hood Recirculation Kit	119	139	•	•	•

PULL-OUT HOOD/ACCESSORIES

This price list supersedes all previous price lists. Prices listed herein do not include applicable state or local taxes.

Model Number	Description	MAP	MSRP
--------------	-------------	-----	------

500 Series

Integrated Stainless Pull-Out Range Hood

- | | | |
|---|---|--|
| <ul style="list-style-type: none"> • 400 CFM • Electronic Control With White LCD Display • Kitchen Timer • Clean Filter Reminder • Three Fan Speeds With | <ul style="list-style-type: none"> Intensive Speed • Two Bright LED Lights • Two Anodized Aluminum Mesh Filters • Vertical Ducting With 6" Round Duct | <ul style="list-style-type: none"> • Backdraft Damper and Transition Included • Recirculation/Charcoal Kit Available As an Accessory • 110 V UL Rated With 120 V 3-Prong Plug |
|---|---|--|



HUI54452UC

HUI54452UC	24" Pull-Out Hood, 400 CFM	769	849
-------------------	-----------------------------------	------------	------------

Integrated Stainless Pull-Out Range Hood

- | | | |
|---|---|---|
| <ul style="list-style-type: none"> • 300 CFM – (30" Width) 500 CFM – (36" Width) • Three Speed Slider Switch Control • Two 20 W Halogen Lights • Four Aluminum Mesh Filters | <ul style="list-style-type: none"> • Removable Stainless Steel Front Visor Panel That Can Be Replaced With a Custom Strip (Not Provided) • 6" Round Duct • Vertical and Horizontal Discharge | <ul style="list-style-type: none"> • 120 V Junction Box Direct Wire • CFM Reducer Kit Available As Accessory • Non-Duct Recirculation Kit Available As Accessory (Vent Grate Cover Included With Hood) |
|---|---|---|






HUI56551UC

<u>HUI56551UC</u>	36" Pull-Out Hood, 500 CFM, Stainless Steel	849	949
--------------------------	--	------------	------------

<u>HUI50351UC</u>	30" Pull-Out Hood, 300 CFM, Stainless Steel	799	899
--------------------------	--	------------	------------

Accessories for Pull-Out Hoods

			HUI54451UC	HUI50351UC
	Recirculation/Charcoal Kit for HUI54451UC – 24" Pull-Out Hood <u>HVREC5UC</u> Pull-Out Hood Recirculation/Charcoal Filter Accessory Kit	109	119	•
	Recirculation Kit/Charcoal Filter Accessory Kit For HUI50351UC and HUI56551UC Models • Absorbs Odors With High Quality Heavy Duty Charcoal Filters • For Recirculation, Non-Vented Installations <u>HUIF06UC</u> Non-Duct Recirculation Accessory Kit/Charcoal Filter Accessory Kit	109	119	• •
	CFM Reducer Accessory Kit For HUI56551UC Model • Reduces CFM to Under 300 • Converts a 6" Round Duct to a 5" Round Duct • Check Your Local Code and Regulations for Make-Up Air Requirements <u>HUIRED56UC</u> CFM Reducer Accessory Kit, Reduces CFM to Under 300 CFM	59	69	•

This price list supersedes all previous price lists. Prices listed herein do not include applicable state or local taxes.

Model Number	Description	MAP	MSRP
--------------	-------------	-----	------

500 Series

Custom Insert Range Hood

- Complete Integration Into Kitchen Design
- Provides Custom Hood Solutions Between 29"-30"
- Blower Included
- Vertical Ducting
- Easy to Use Controls
- Halogen Lighting
- Easy to Remove Dishwasher-Safe Filters
- 4 Speeds



DHL755BUC

<u>DHL755BUC</u>	29" Custom Insert Hood, 400 CFM	749	849
-------------------------	--	------------	------------

300 Series

Custom Insert Range Hood

- 400 CFM
- Slide Control
- Two 20 W Halogen Lights
- Two Anodized Aluminum Mesh Filters
- Vertical Ducting With 6" Round Duct
- 110 V UL Rated With 120 V 3-Prong Plug



HUI31451UC

<u>HUI31451UC</u>	21" Custom Insert Hood, 400 CFM	699	799
--------------------------	--	------------	------------

DOWNDRAFT/ACCESSORIES

This price list supersedes all previous price lists. Prices listed herein do not include applicable state or local taxes.

Model Number	Description	MAP	MSRP
--------------	-------------	-----	------

800 Series

Downdraft Ventilation

- Design Matched For Use In Combination With Bosch Cooktops
 - 12" Telescopic Chimney Rise
 - Preserves Clean Sight Lines When Not In Use
 - Stainless Steel
 - Six Possible Discharge Connections To Fit Your Kitchen Design Allowing Flexibility To Exhaust At Sides, Front, Rear Or Downward (Additional Accessories May Be Required Depending On Installation, See Manual)
 - Sleek Front Panel Conceals Mesh Filters, Giving A Timeless Aesthetic And Acts As A Splatter Guard While Cooking
 - Dishwasher-Safe Aluminum Mesh Filters
 - 3-Speed Control
- Required To Complete The Installation:** Blower Options, Sold Separately
- 600 CFM Remote (DHG6023RUC), Inline (DHG6015NUC) Or Flexible Blower (DHG602DUC) Options Available
- May Be Required To Complete The Installation Depending On Exhaust Direction & Blower Chosen:**
- Downdraft Transitions (HDDSTRAN6, HDDSTRAN8, HDDFTRAN6, HDDFTRAN8, HDD2RECTD, HDDSTRAN2 see page 9-8)
 - Recirculation Possible, Accessory Sold Separately (HDDREC5UC see page 9-9)
 - Gas Cooktop Seal Kit Sold Separately (Required For Installation With Gas Cooktops see page 9-9).






HDD86051UC

NEW HDD86051UC	36" Downdraft, Optional Blower	1,549	1,749
HDD80051UC	30" Downdraft, Optional Blower	1,499	1,649

NOTE: Transition required and sold separately for all remote and inline blower installations.

Accessories for Downdraft-Blowers

				HDD86051UC	HDD80051UC
	DHG602DUC	600 CFM Flexible Blower For HDD86051UC and HDD80051UC Bosch Downdrafts Only 8" Round Exhaust	629	699	• •
	DHG6015NUC	600 CFM Inline Blower (Transition Required: See Page 9-8) 6" Round Exhaust	589	649	• •
	DHG6023RUC	600 CFM Remote Blower (Transition Required: DHZDHR6-See Below) 6" Round Exhaust	629	699	• •







DOWNDRAFT ACCESSORIES

This price list supersedes all previous price lists. Prices listed herein do not include applicable state or local taxes.

Model Number	Description	MAP	MSRP	
--------------	-------------	-----	------	--

Accessories for Downdraft–Transitions

The Below Transitions May Be Required To Complete the Installation of HDD80051UC and HDD86051UC Depending On the Discharge Connection Chosen in Combination With the Downdraft Blower Selected (See Installation Manual) • For Use With Inline and Remote Blowers

	<p><u>HDDSTRAN6</u> 6" Side/Rear Transition Rectangular 1 7/8" X 19" Transition to 6" Round For Side and Rear Exhaust Applications</p>	139	159	•	•
	<p><u>HDDSTRAN8</u> 8" Side/Rear Transition Rectangular 1 7/8" X 19" Transition to 8" Round For Side and Rear Exhaust Applications</p>	139	159	•	•
	<p><u>HDDFTRAN6</u> 6" Round Front Plate Front Rough-In Plate for Front Exhaust Applications</p>	79	89	•	•
	<p><u>HDDFTRAN8</u> 8" Round Front Plate for Downdraft Front Rough-In Plate for Front Exhaust Applications</p>	79	89	•	•
	<p><u>HDD2RECTD</u> 2' Rectangular Duct Rectangular Duct That Is 2' Long x 1 7/8" Deep x 19" Wide Ability to Use As an Extension to Exhaust Through A Cabinet Or Wall. To Modify Length, Duct May Be Cut. HDDSTRAN6 Or HDDSTRAN8 May Be Used to Connect HDD2RECTD To Round Ductwork HDDSTRAN2 Required to Attach Duct to Downdraft Housing</p>	89	99	•	•
	<p><u>HDDSTRAN2</u> Transition for Rectangular Duct Required to Attach HDD2RECTD 2' Rectangular Duct to Downdraft Housing</p>	69	79	•	•

DOWNDRAFT ACCESSORIES

This price list supersedes all previous price lists. Prices listed herein do not include applicable state or local taxes.

Model Number	Description	MAP	MSRP	
--------------	-------------	-----	------	--

Accessories for Downdraft

HDD86051UC
HDD80051UC





Downdraft Recirculation Kit

- Enables Non-Ducted Downdraft Installation By Allowing Filtered Air To Re-Enter The Kitchen After Passing Through A Charcoal Filter
- Includes Recirculation Module, Charcoal Filter And Metal Grill Vent Plate
- Recirculation Module Works In Wall Or Island Applications
- Mounts To Cabinet Base, Recesses Into Toe Kick/Socket Area
- Fits In Toe-Kick/Socket Heights Of 4" Or Taller
- Module And Grill Vent Plate Can Be Placed So Air Does Not Hit Feet
- Downdraft And Internal Blower Sold Separately
- To Be Used Only With Bosch Downdrafts And Blowers
- May Bypass The Need To Supply Make Up Air, Subject To Local Code

	HDDREC5UC	Recirculation Kit for Downdraft Replace Filters Every 3-6 Months, Depending On Usage, With HDDFILTUC	479	529	•	•
	HDDFILTUC	Charcoal Filter Replacement For Recirculation Kit For Downdraft	89	99	•	•

Gas Cooktop Seal Kit

- For Use With 36" HDD86051UC And 30" HDD80051UC Downdrafts
- Required For Installation With Gas Cooktops
- Includes Trim Bracket, Seal, And 2 Metal Grills

	HDD6RSP	36" Gas Cooktop Seal Kit for Downdraft	89	99	•	•
	HDD0RSP	30" Gas Cooktop Seal Kit for Downdraft	89	99	•	•
	NEW HDDTRIM30S	Trim accessory for 30" downdraft	49	59	•	•
	NEW HDDTRIM36S	Trim accessory for 36" downdraft	49	59	•	•

B			
B09IB81NSP.....	1-5	HBL5551UC.....	7-5
B09IB91NSP.....	1-5	HBL5651UC.....	7-4
B10CB80NVB.....	1-4	HBL8443UC.....	7-1
B10CB80NVS.....	1-4	HBL8453UC.....	7-1
B10CB80NVW.....	1-4	HBL8463UC.....	7-1
B11CB50SSS.....	1-5	HBL8642UC.....	7-2
B11CB81SSS.....	1-4	HBL8651UC.....	7-2
B18IF900SP.....	1B-3	HBL8661UC.....	7-2
B20CS30SNS.....	1-3	HBL8743UC.....	7-2
B21CT80SNS.....	1-2	HBL8753UC.....	7-2
B26FT50SNS.....	1-3	HBLP451LUC.....	7B-1
B30BB930SS.....	1B-1	HBLP451RUC.....	7B-1
B30IB900SP.....	1B-1	HBLP451UC.....	7B-1
B30IR900SP.....	1B-3	HBLP651LUC.....	7B-2
B36BT930NS.....	1B-2	HBLP651RUC.....	7B-2
B36CL80ENS.....	1-1	HBLP651UC.....	7B-2
B36CL80SNS.....	1-1	HBLP752UC.....	7B-3
B36CT80SNB.....	1-2	HBN5451UC.....	7-4
B36CT80SNS.....	1-2	HBN5651UC.....	7-4
B36CT81SNS.....	1-2	HBN8451UC.....	7-1
B36HNDL800.....	1B-4	HBN8651UC.....	7-2
B36IT900NP.....	1B-2	HCB50651UC.....	9-3
BCM8450UC.....	4-1	HCB56651UC.....	9-3
BFL18IF800.....	1B-4	HCBEXT5UC.....	9-4
BFL30IR800.....	1B-4	HCG56651UC.....	9-3
BOHANDL50.....	1B-4	HCGEXT5UC.....	9-4
BORPLFTR10.....	1B-4	HCIEXT5UC.....	9-2
		HCIFILTUC.....	9-4
		HCP30E52UC.....	9-4
		HCP34E52UC.....	9-4
		HCP36E52UC.....	9-4
		HCP50652UC.....	9-3
		HCP56652UC.....	9-3
		HCP80641UC.....	9-3
		HCP86641UC.....	9-3
		HCPEXT4UC.....	9-4
		HCPEXT5UC.....	9-4
		HCREC5UC.....	9-2, 9-4
		HDD0RSP.....	9-9
		HDD2RECTD.....	9-8
		HDD6RSP.....	9-9
		HDD80051UC.....	9-7
		HDD86051UC.....	9-7
		HDDFILTUC.....	9-9
		HDDFTRAN6.....	9-8
		HDDFTRAN8.....	9-8
		HDDREC5UC.....	9-9
		HDDSTRAN2.....	9-8
		HDDSTRAN6.....	9-8
		HDDSTRAN8.....	9-8
		HDDTRIM30S.....	9-9
		HDDTRIM36S.....	9-9
		HD18056U.....	5-1
		HDIP056U.....	5B-1
		HDZBS301.....	5B-3
		HDZIT301.....	5B-3
		HEATKITB80.....	1B-4
		HEI8046U.....	5-2
		HEI8056U.....	5-2
		HEIP056U.....	5B-2
		HEZ9GR37UC.....	5B-3, 8B-4
		HEZ36D153.....	7B-4
		HEZ36D153G.....	7B-4
		HEZ36D452.....	7B-4
		HEZ36D453.....	7B-4
		HEZ27751.....	8B-4
		HEZ298102.....	5B-3, 8B-4
		HEZ298107.....	8B-4
		HEZ390210.....	5B-3, 8B-4
		HEZ390220.....	5B-3, 8B-4
		HEZ390230.....	5B-3, 8B-4
		HEZ390512.....	8B-4
		HEZBS301.....	5B-3
		HEZCMT3050.....	4-1
		HEZGR301.....	5B-3, 8B-4
		HEZTR301.....	5B-3, 7B-4
		HGI8046UC.....	5-2
		HGI8056UC.....	5-2
		HGIP056UC.....	5B-2
		HGZBS301.....	5B-3
		HGZIT301.....	5B-3
		HIB82651UC.....	9-2
		HII8046U.....	5-1
		HII8056U.....	5-1
		HIIP056U.....	5B-1
		HIREC5UC.....	9-2
		HMB50152UC.....	6-3
		HMB50162UC.....	6-3
		HMB57152UC.....	6-3
		HMC54151UC.....	6-3
		HMC80152UC.....	6-2
		HMC80242UC.....	6-2
		HMC80252UC.....	6-2
		HMC87152UC.....	6-2
		HMCP0252UC.....	7B-3
		HMD8053UC.....	6-2
		HMD8451UC.....	6-2
		HMV3053U.....	6-1
		HMV5053U.....	6-1
		HMV8044U.....	6-1
		HMV8053U.....	6-1
		HMVP053U.....	6B-1
		HSD5051UC.....	7-7
		HSLP451UC.....	7B-2
		HSLP751UC.....	7B-3
		HUI31451UC.....	9-6
		HUI50351UC.....	9-5
		HUI54452UC.....	9-5
		HUI56551UC.....	9-5
		HUIF06UC.....	9-5
D			
DHG602DUC.....	9-7		
DHG6015NUC.....	9-7		
DHG6023RUC.....	9-7		
DHL755BUC.....	9-6		
DHZ3002UC.....	9-1		
DHZ3052UC.....	9-1		
DHZ3602UC.....	9-1		
DPH30652UC.....	9-1		
DPH36652UC.....	9-1		
DRZ3052UC.....	9-1		
DRZ3652UC.....	9-1		
DUH30152UC.....	9-1		
DUH30252UC.....	9-1		
DUH36152UC.....	9-1		
DUH36252UC.....	9-1		
H			
HBE5451UC.....	7-6		
HBE5452UC.....	7-6		
HBE5453UC.....	7-6		
HBL57M52UC.....	7-5		
HBL87M53UC.....	7-3		
HBL5351UC.....	7-4		
HBL5451UC.....	7-4		

HUIRED56UC.....	9-5	SHE88PZ65N.....	2B-1	SMZ5003.....	2B-4
HVREC5UC.....	9-5	SHE89PW75N.....	2B-1	SMZ5400.....	2B-4
HWD5051UC.....	7-7	SHEM3AY52N.....	2-6	SMZCD200UC.....	2B-3
HWD5751UC.....	7-7	SHEM3AY55N.....	2-6	SMZEP001UC.....	2B-3
N					
NEM5066UC.....	8-4	SHEM3AY56N.....	2-6	SMZPC002UC.....	2B-3
NEM5466UC.....	8-4	SHEM63W52N.....	2-4	SMZPCJB1UC.....	2B-3
NEM5666UC.....	8-4	SHEM63W55N.....	2-4	SMZPCSH2UC.....	2B-3
NET8068SUC.....	8-3	SHEM63W56N.....	2-4	SMZSH002UC.....	2B-3
NET8068UC.....	8-3	SHEM78Z52N.....	2-2	SPE53U52UC.....	2-7
NET8668SUC.....	8-3	SHEM78Z55N.....	2-2	SPE53U55UC.....	2-7
NET8668UC.....	8-3	SHEM78Z56N.....	2-2	SPE53U56UC.....	2-7
NETP068SUC.....	8B-2	SHEM78ZH5N.....	2-2	SPE68U55UC.....	2-7
NETP668SUC.....	8B-2	SHP87PZ55N.....	2B-2	SPV68U53UC.....	2-7
NGM5056UC.....	8-7	SHP88PZ55N.....	2B-2	SPX68U55UC.....	2-7
NGM5456UC.....	8-7	SHPM65Z52N.....	2-3	W	
NGM5656UC.....	8-7	SHPM65Z55N.....	2-3	WAT28400UC.....	3-2
NGM8046UC.....	8-6	SHPM65Z56N.....	2-3	WAT28401UC.....	3-1
NGM8056UC.....	8-6	SHPM78Z52N.....	2-2	WAW285H2UC.....	3-1
NGM8057UC.....	8-5	SHPM78Z54N.....	2-2	WMZ20490.....	3-5
NGM8646UC.....	8-5	SHPM78Z55N.....	2-2	WMZ20500.....	3-5
NGM8656UC.....	8-5	SHPM78Z56N.....	2-2	WMZ20600.....	3-5
NGM8657UC.....	8-5	SHPM88Z75N.....	2-1	WTG865H3UC.....	3-3
NGMP056UC.....	8B-4	SHSM63W52N.....	2-4	WTG86400UC.....	3-4
NGMP077UC.....	8B-3	SHSM63W55N.....	2-4	WTG86401UC.....	3-3
NGMP656UC.....	8B-3	SHSM63W56N.....	2-4	WTZ11400UC.....	3-5
NGMP677UC.....	8B-3	SHV88PZ53N.....	2B-2	WTZ20410UC.....	3-5
NIT5068UC.....	8-2	SHV88PZ63N.....	2B-1		
NIT5469UC.....	8-2	SHV89PW73N.....	2B-1		
NIT5668UC.....	8-2	SHVM63W53N.....	2-4		
NIT8069SUC.....	8-1	SHVM78Z53N.....	2-2		
NIT8069UC.....	8-1	SHVM88Z73N.....	2-1		
NIT8669SUC.....	8-1	SHX3AR72UC.....	2-5		
NIT8669UC.....	8-1	SHX3AR75UC.....	2-5		
NITP069SUC.....	8B-1	SHX3AR76UC.....	2-5		
NITP069UC.....	8B-1	SHX87PZ55N.....	2B-2		
NITP669SUC.....	8B-1	SHX88PZ55N.....	2B-2		
NITP669UC.....	8B-1	SHX88PZ65N.....	2B-1		
S					
SGE53X52UC.....	2-7	SHX89PW75N.....	2B-1		
SGE53X55UC.....	2-7	SHXM4AY52N.....	2-5		
SGE53X56UC.....	2-7	SHXM4AY54N.....	2-5		
SGE68X55UC.....	2-7	SHXM4AY55N.....	2-5		
SGV68U53UC.....	2-7	SHXM4AY56N.....	2-5		
SGX68U55UC.....	2-7	SHXM63W55N.....	2-4		
SGZ1010UC.....	2B-3	SHXM63WS5N.....	2-4		
SGZ1052UC.....	2B-3	SHXM65Z55N.....	2-3		
SGZ9091UC.....	2B-3	SHXM78Z52N.....	2-2		
SGZPC001UC.....	2B-3	SHXM78Z54N.....	2-2		
SHE3AR72UC.....	2-5	SHXM78Z55N.....	2-2		
SHE3AR75UC.....	2-5	SHXM78Z56N.....	2-2		
SHE3AR76UC.....	2-5	SHXM88Z75N.....	2-1		
		SMZ1007UC.....	2B-3		
		SMZ4000UC.....	2B-4		
		SMZ4026.....	2B-4		
		SMZ5000.....	2B-3		
		SMZ5002UC.....	2B-4		

Bosch Home Appliances

North America Corporate Office

1.800.944.2904

www.bosch-home.com/us



BOSCH
Invented for life

©2020 BSH Home Appliances Corporation. All rights reserved. Bosch is a registered trademark of Robert Bosch GmbH.

All information presented herein is based on data available at the time of printing and is subject to change without notice.

For immediate installation dimensions by fax, use your handset and call 1.775.833.3600. Use Code #8317 for a directory of Bosch products.